

makseNSE iLogger Case Isothermal Container Case and Bag User Manual

[Home](#) » [makseNSE](#) » makseNSE iLogger Case Isothermal Container Case and Bag User Manual 



ILOGGER CASE
USER MANUAL



v. 7.0.3 (English)

© iSens – Electrónica, Lda.
Rua de Orlando Ribeiro, 78
4465-591, Leça do Balio
Portugal
Phone: +351 220 198 410 | +351 930 487 749
www.maksense.com
Email: support@maksense.com

Patent Information

iSens – Electronica Lda. owns the intellectual property rights over the Indexor technology described in this document.

Warranty

All products supplied by **iSens – Electronica Lda.** are covered by our 2-year warranty.

Copyright

© This manual shall not be copied (partially or totally), reproduced, in any form, or translated into another language without prior permission from iSens – Electronica Ltd. The manufacturer reserves the right to change the information in this manual without notice.

Images in this manual are illustrative only and may not be an accurate representation of the equipment itself.

FCC Regulatory info:

This device complies with Part 15 of the FCC Rules. Operation is subject to the following two conditions:

- (1) this device may not cause harmful interference, and
- (2) this device must accept any interference received, including interference that may cause undesired operation.

No changes shall be made to the device without the manufacturer's permission as this may void the user's authority to operate the device.

RF Exposure Information

iLogger Case 4A

The iLogger Case 4A complies with FCC RF radiation exposure limits set forth for an uncontrolled environment. The iLogger Case 4A complies with the safety requirements for RF exposure in accordance with FCC Part 2.1093 for portable use conditions.

iLogger Case 2 and iLogger Case 4

The iLogger Case 2 and iLogger Case 4 comply with FCC RF radiation exposure limits set forth for an uncontrolled environment. The iLogger Case 2 and iLogger Case 4 comply with the safety requirements for RF exposure for mobile (>20 cm) use conditions in accordance with FCC rule part 2.1091. Contains FCC ID: 2AC7Z-ESP32WROOM32E and Contains FCC ID: R7T1101102.

ISED Canada Regulatory info:

This device complies with ISED's licence-exempt RSS standard(s). Operation is subject to the following two conditions:

- (1) this device may not cause interference, and
- (2) this device must accept any interference, including interference that may cause undesired operation of the device.

Informations réglementaires d'ISED Canada:

Ce dispositif est conforme à la norme RSS exemptée de licence de l'ISED. L'opération est soumise aux deux conditions suivantes:

- (1) ce dispositif peut ne pas causer d'interférence, et
- (2) ce dispositif doit accepter toute interférence, y compris les interférences qui peuvent causer le fonctionnement indésirable de l'appareil.

RF Exposure Information

iLogger Case 4A

The iLogger Case 4A complies with ISED Canada RSS-102 radiation exposure limits set forth for an uncontrolled environment. The iLogger Case 4A complies with the safety requirements for RF exposure in accordance with RSS-102 Issue 5 section 2.5.1 for portable (≤ 20 cm) use conditions.

Le iLogger Case 4A est conforme aux limites d'exposition au rayonnement CNR-102 Canada ISDE établies pour un environnement non control. Le iLogger Case 4A est conforme aux exigences de sécurité pour l'exposition aux RF conformément à la norme CNR-102 édition 5 section 2.5.1 pour les conditions d'utilisation portables (≤ 20 cm).

iLogger Case 2 and iLogger Case 4

The iLogger Case 2 and iLogger Case 4 comply with ISED Canada RSS-102 radiation exposure limits set forth for

an uncontrolled environment. The iLogger Case 2 and iLogger Case 4 comply with the safety requirements for RF exposure in accordance with RSS-102 Issue 5 section 2.5.2 for mobile (>20 cm) use conditions.
Contains IC: 21098-ESPWROOM32E and Contains IC: 5136A-1101102.

Le iLogger Case 2 et iLogger Case 4 sont conforme aux limites d'exposition au rayonnement CNR-102 Canada ISDE établies pour un environnement non contrôlé. Le iLogger Case 2 et iLogger Case 4 sont conforme aux exigences de sécurité pour l'exposition au RF conformément à la norme CNR-102 édition 5 section 2.5.2 pour les conditions d'utilisation mobile (>20 cm).

Le iLogger Case 2 et iLogger Case 4 contiennent IC: 21098-ESPWROOM32E y contiennent IC: 5136A-1101102.

Contents

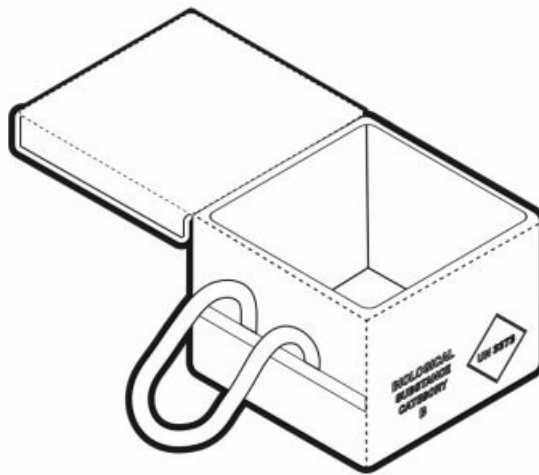
- [1 Intended Use](#)
- [2 System Components](#)
 - [2.1 Absorbent pads](#)
- [3 Instructions](#)
 - [3.1 Placing or replacing the batteries](#)
 - [3.2 Handling Procedures](#)
 - [3.3 Display Information](#)
- [4 Troubleshooting](#)
- [5 Safety Precautions](#)
- [6 Cleaning and disinfection](#)
- [7 Compliance with transport standards UN3373](#)
- [8 Manufacturer's Declaration](#)
- [9 Technical Specifications](#)
 - [9.1 Documents / Resources](#)
 - [9.1.1 References](#)
 - [9.2 Related Posts](#)

Intended Use

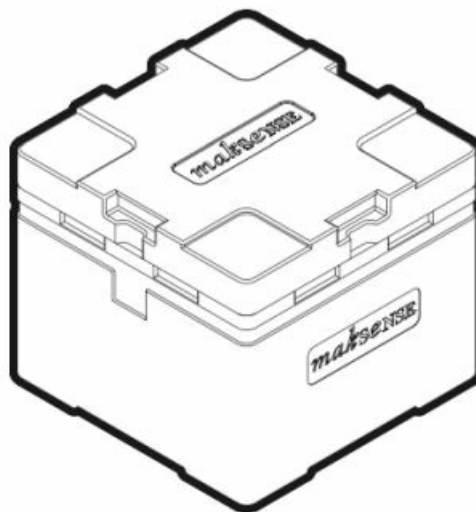
The iLogger automatically records data on the iRack's RFID to monitor data such as impacts, temperature and time in the case. This data is then accessible in an Indexor System Standard.

System Components

Isothermic Bag with velcro fasteners



Isothermic EPP Box



Absorbent pads

The iLogger is equipped with absorbent pads to contain any spillage that may occur. In the event of a spill, carefully remove the pads and dispose of them in accordance with local regulations and guidelines for potentially biohazardous substances.

Instructions



1. Batteries lid
2. Display
3. Status button

Placing or replacing the batteries



Replacing with the incorrect battery type may result in a hazard to the equipment.

Please check the Technical Specifications table for suitable battery types.

- 1- With the open iLogger, turn the batteries lid anti-clockwise.
- 2- Gently tilt the case so you can remove the batteries.
- 3- Insert new batteries with the positive (+) pole as indicated on the batteries lid.
- 4- Turn the lid clockwise to secure the batteries in place properly.

Do not dispose of batteries in a fire. Please follow local environmental applicable regulations.

Handling Procedures

1. Place the iRacks correctly to keep the samples from moving as much as possible.
2. After placing the iRack, check if it has been correctly detected by pushing the status button to activate the display.
3. Place up to 5 Ice packs using the side slots and on top of the iRacks to decrease the internal temperature.
4. Close the EPP Box correctly.
5. Seal the external bag with the Velcro fastener.

Display Information



Time interval for
temperature recording
[min]

Serial number

Occupied slot

Battery level

Temperature

Troubleshooting

This equipment was designed to be reliable. In case of any issues, please check the product guide accessible at indexorsystems.com. For further assistance, please get in touch with support@maksense.com.

Safety Precautions

The iLogger Case was designed with safety concerns. However, avoid shaking the iLogger Case or placing it on an unstable surface to ensure accident-free operations.

Maintenance

The iLogger System does not require special maintenance.



Do not try to perform any maintenance operations on the iLogger Case.



Do not disassemble, modify or repair the iLogger Case

Environmental Information



This symbol on the product indicates that it is covered by Directive 2002/96/EC (Waste Electrical and Electronic Equipment). The crossed-out dustbin indicates that waste electrical and electronic equipment must not be disposed of with unsorted household waste and that it must be disposed of separately.

Disposal must be carried out in accordance with local environmental regulations on waste disposal. For information about the recovery and recycling of this product, please contact the equipment supplier.



The correct disposal of the equipment helps avoid dangerous or detrimental effects on human health and the environment.

Cleaning and disinfection



Never use acids or caustic chemicals to clean.



Avoid spilling liquids near the display of the iLogger Case.

Before starting the cleaning process, please remove the absorbent pads.
The iLogger can be cleaned with a soft cloth slightly moistened with ethyl alcohol (70%).

Compliance with transport standards UN3373



The procedures for transporting biological samples are in accordance with transport standard UN3373 – Cat. B – Packing instructions P650.

Manufacturer's Declaration


The full text of the EU Declaration of Conformity and other relevant documents are available at:
<https://support.maksense.com>.

Technical Specifications

Model	iLogger Case 4/4A	iLogger Case 2
Dimensions	420 [L] x 420 [W] x 370 [H] mm	460 [L] x 325 [W] x 370 [H] mm
Max. number of Samples carried	240	120
Ice pack slots	5	2
Mechanical resistance	1100 kPa	
Thermal conductivity	0.023 W/mK	
Weight	3.4 Kg	3.2 Kg

Temperature Sensor (TSYS01)	-40 °C to 125 °C (+/-0.1 °C)	
Time interval for temperature recording*	5 minutes	
G-force impact sensor (SQ-ASE-060)	>60 G	
Power Source	3 to 4 x Type C non-rechargeable dry cell alkaline batteries	
Outdoor use	the equipment is not intended to be constantly subjected to an outdoor environment	
Operating Temperature Range	-5 to 45C°	
Operating humidity	maximum relative humidity 80 % for temperatures up to 31 °C decreasing linearly to 50 % relative humidity at 40 °C Suitable for use in wet locations	
Operating pollution degree	PD2	
IP Rating	Not rated	
Maximum Altitude	3 000 Meters	
Regulatory Compliance:	WPC, RCM, MIC, TDRA, SASO, FCC, IC, CE, ROHS, IEC 61010- 1, cULus (Only applicable to iLogger Case 4A)	FCC, IC, CE, ROHS, IEC 61010-1, cULus

Documents / Resources

	makseNSE iLogger Case Isothermal Container Case and Bag [pdf] User Manual ILOGGERCASE4, 2A35O-ILOGGERCASE4, 2A35OILOGGERCASE4, iLogger Case Isotherma I Container Case and Bag, iLogger Case, Isothermal Container Case and Bag
---	---

References

- [🔗 Page Redirection](#)
- [🔗 Page Redirection](#)
- [🔗 Page Redirection](#)
- [🔗 maksense | Support Page](#)
- [🔗 maksense | Support Page](#)