


make it real 4274 Window Art Mosaic



make it real 4274 Window Art Mosaic Instructions

[Home](#) » [make it real](#) » make it real 4274 Window Art Mosaic Instructions 

Contents

- 1 make it real 4274 Window Art Mosaic
- 2 CONTAINS
- 3 WHAT YOU WILL NEED
- 4 BEFORE YOU BEGIN
- 5 INSTRUCTIONS
- 6 STORAGE
- 7 WARNING
- 8 Documents / Resources
 - 8.1 References



make it real 4274 Window Art Mosaic




CONTAINS

- 37 window clings
- 1 window tool



- 1 gem sticker sheet



- 1 storybook



WHAT YOU WILL NEED

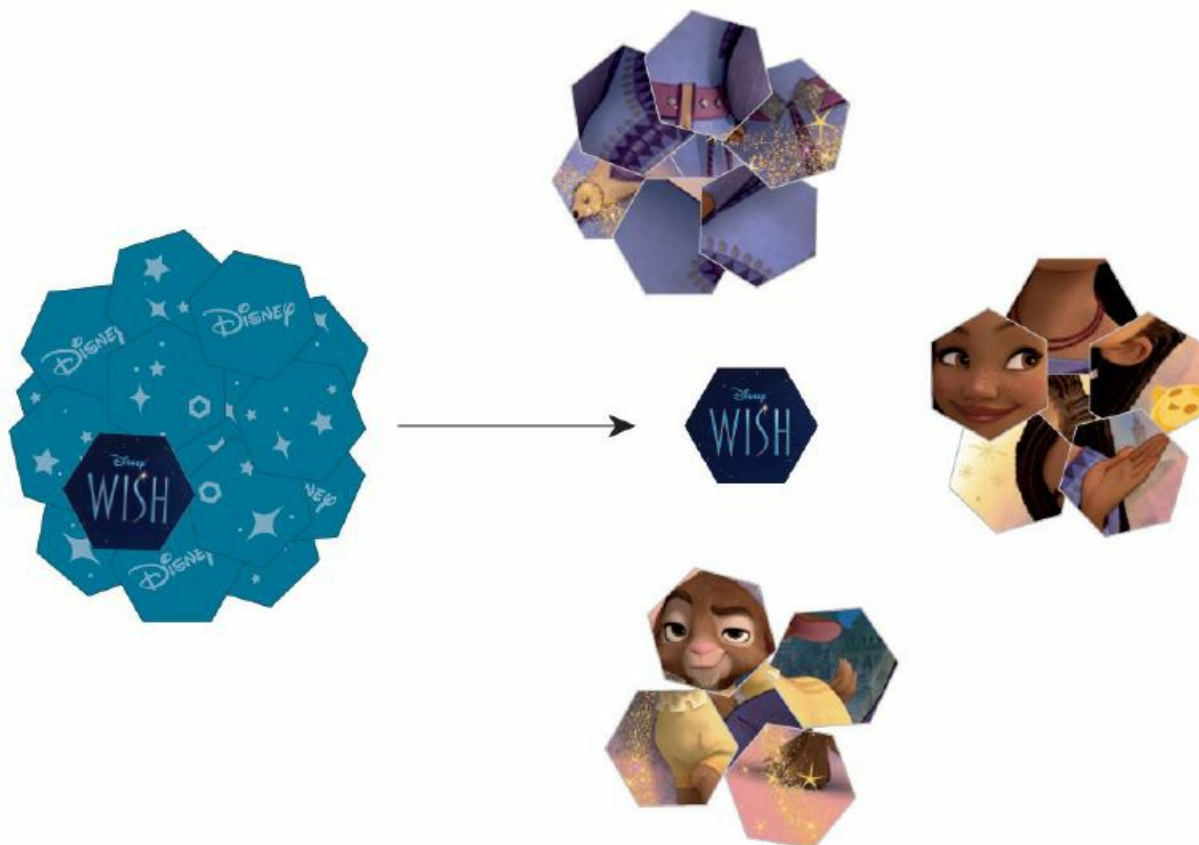
- A bright and clean window. A surface to organize window clings.

BEFORE YOU BEGIN

- Locate a clean window larger than 26.7 cm x 24.1 cm (10.5 in x 9.5 in) to fit your completed window art. Read fully through to the end of the instructions before beginning the project. Make sure you follow each step. Have fun!

INSTRUCTIONS

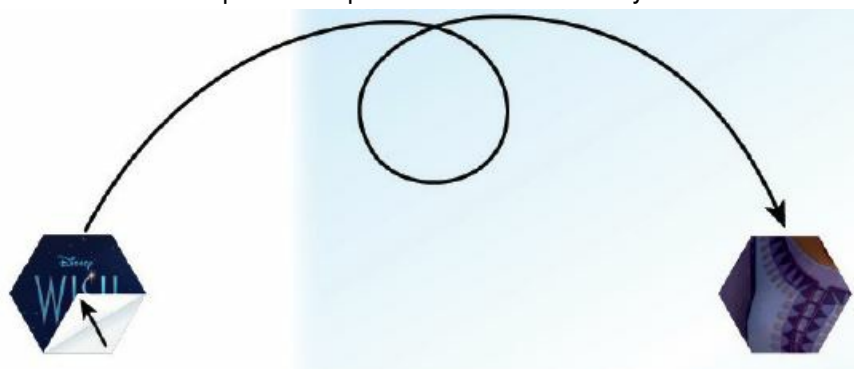
Sort your window clings and locate the center piece distinguished by the unique paper back design.



Tip:

Use the reference image to organize the window clings by grouping similar colors. Conseil: Sers-toi de l'image de référence pour trier les autocollants en les regroupant par couleurs similaires.

Remove the paper back from the center piece and place it in the middle of your window.




Remove the paper backs from all the clings as you place them on your window.

Tip: Use your window tool to help remove and adjust the clings.
Conseil : Utilise ton outil applicateur pour enlever et ajuster les autocollants.



Complete your window art mosaic. Customize your finished mosaic with adhesive gems.



Complete your window art mosaic. Customize your finished mosaic with adhesive gems.



STORAGE

Once finished with your window art mosaic, use the window tool to remove the clings and place them on the glossy pages of the book for safekeeping and reuse.

WARNING

- CHOKING HAZARD – small parts. Not suitable for children under 3 years.
- CAUTION: This toy contains functional sharp points. Stickers not intended to be placed on skin.
- CALIFORNIA PROPOSITION 65
- WARNING: Cancer and Reproductive Harm – www.P65Warnings.ca.gov


MAKE IT REAL

- 1700 Reisterstown Rd Ste 211
- Pikesville, MD 21208 USA

- 410-995-8685
- Jactin House, 24 Hood Street
- Ancoats, Manchester, M4 6WX UK
- +44 (0) 161 302 4100

EU Responsible Person (Cosmetics) EU Authorized Representative (Toys)

Documents / Resources

	<p>make it real 4274 Window Art Mosaic [pdf] Instructions 4274 Window Art Mosaic, 4274, Window Art Mosaic, Art Mosaic</p>
---	--

References

- [User Manual](#)

Manuals+. [Privacy Policy](#)

This website is an independent publication and is neither affiliated with nor endorsed by any of the trademark owners. The "Bluetooth®" word mark and logos are registered trademarks owned by Bluetooth SIG, Inc. The "Wi-Fi®" word mark and logos are registered trademarks owned by the Wi-Fi Alliance. Any use of these marks on this website does not imply any affiliation with or endorsement.