



MAINSTAYS MS13-702-002-27 Floating Bluetooth Speaker Light Instruction Manual

[Home](#) » [MAINSTAYS](#) » MAINSTAYS MS13-702-002-27 Floating Bluetooth Speaker Light Instruction Manual

Contents [[hide](#)]

- [1 MAINSTAYS MS13-702-002-27 Floating Bluetooth Speaker Light](#)
- [2 Overview](#)
- [3 Dimension](#)
- [4 Specifications](#)
- [5 Button Functions](#)
- [6 FCC STATEMENT CAUTION](#)
- [7 Documents / Resources](#)
 - [7.1 References](#)
- [8 Related Posts](#)

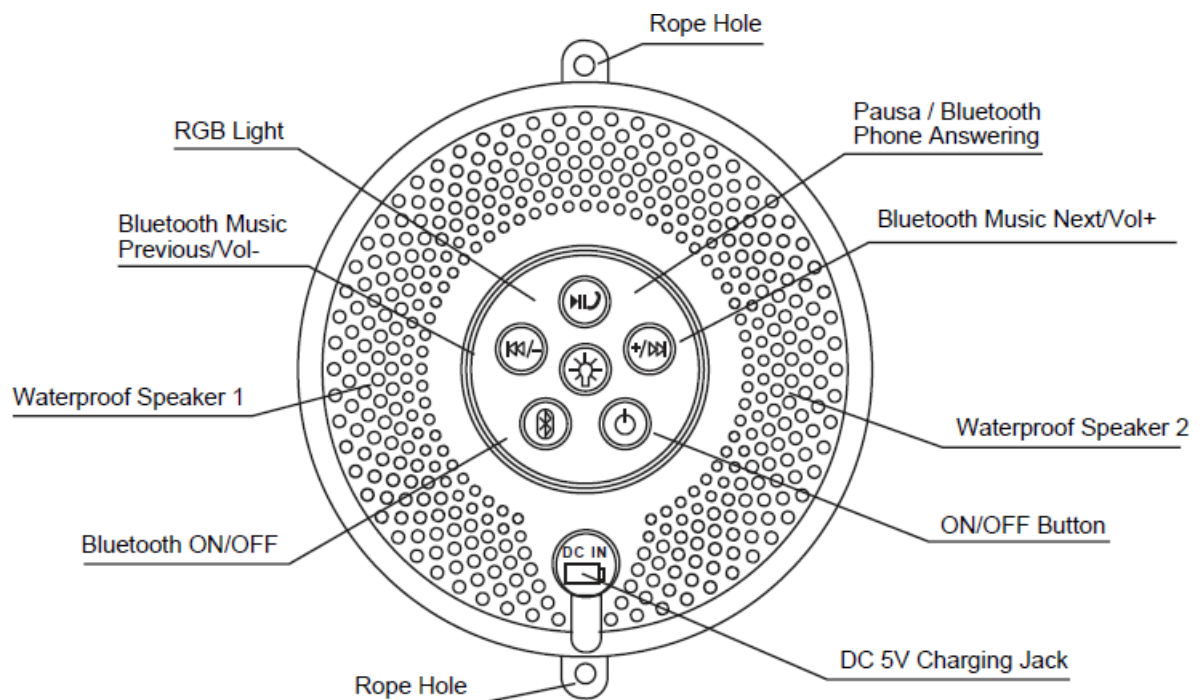


MAINSTAYS MS13-702-002-27 Floating Bluetooth Speaker Light

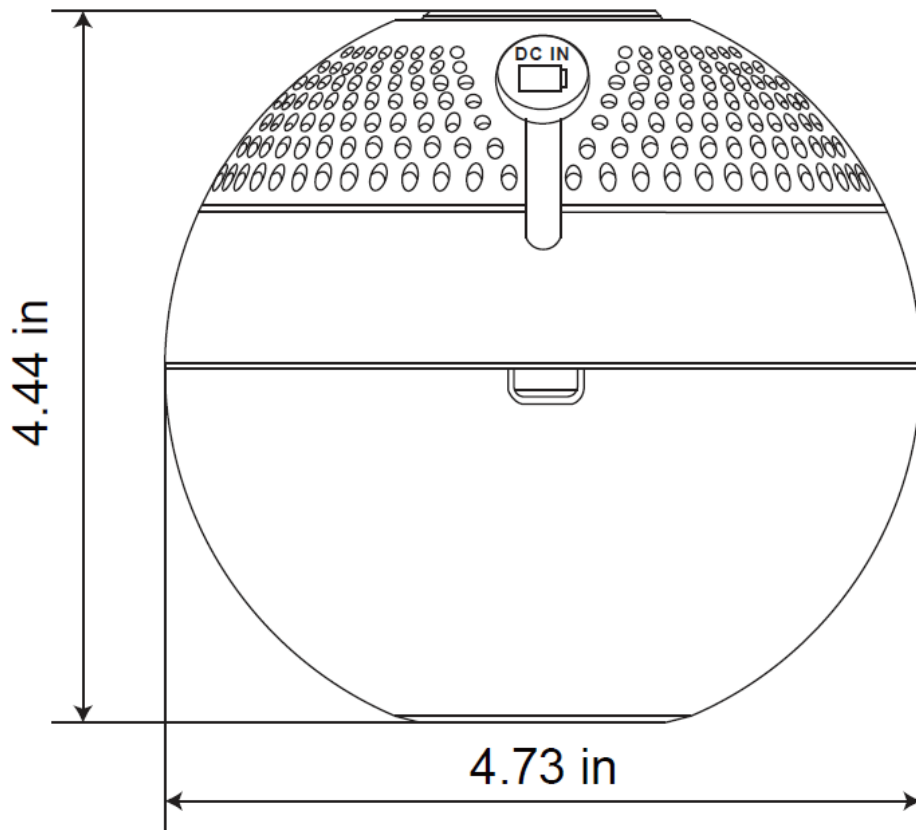


Please read this guide completely before using this product. Save this guide for future reference. For assistance with assembly or installation, parts, and customer service, please email support@deyu-craft.com.

Overview



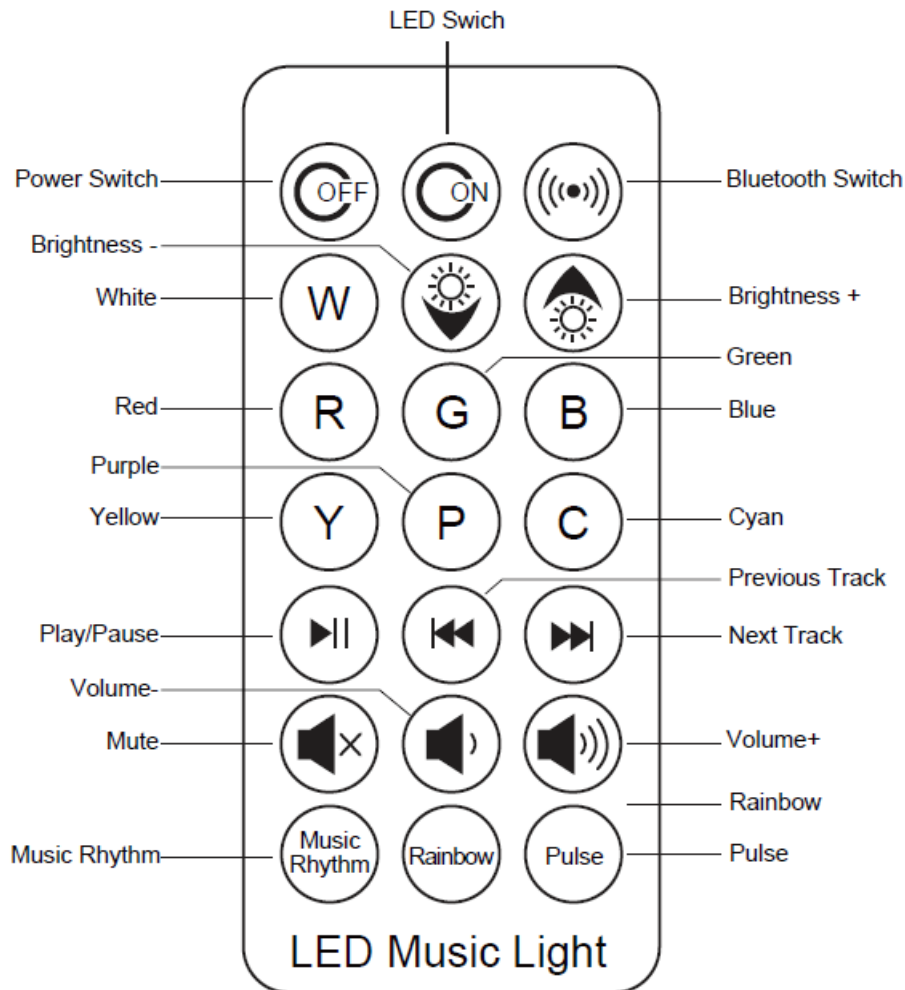
Dimension



Specifications

Overall Size	4.6*4.6*4.2 inch
Battery	1 pc 18650 Li-ion 3.7V 2000mAh (included)
Charging Method	USB DC5.0V
Bluetooth Distance	Within 20 meters
Speaker	3W X 2 pcs
Light Mode	RGB Lights
Waterproof	IPX7
Working hour	6-8 hours for lighting 2-4 hours for music

Button Functions



1. ON/OFF Button

- Long press for 3 seconds to turn on or turn off.
- The device will go into sleeping mode after 20 minutes of inactivity.
- If the inactivity lasts for 60 minutes, it will turn off automatically.

2. Bluetooth ON/OFF Button

- Before pairing with your mobile phone, long press for 5-8 seconds to turn on the Bluetooth (Device name- MS Bluetooth Speaker).
- To turn off, long press again for 3 seconds.

3. RGB Light Mode Button

- Press to choose your favorite single color and color-changing mode.
- 7 single colors: red, green, blue, yellow, purple, cyan, white
- 4 color-changing modes: fade, jump, sync lights with music, and turn off.

4. Bluetooth Music Previous/Vol- Button

- Short press to play the previous track.
- Long press to decrease volume.

5. Bluetooth Music Next/Vol+ Button

- Short press to play the next track.
- Long press to increase volume.

6. Pause/Bluetooth Phone Answering Button



- Short press to pause the music.
- Long press to answer the phone.

Charging:

Please use the USB included in the inner packaging for charging for 2.5 hours.

Reminders:

1. To use it for the very first time, it needs to be charged first for 2.5 hours.
2. Please use the ON/OFF Button on the device to turn it on for the very first time. If the device is off for less than 60 minutes before last use, you can use the ON Button on the remote control to turn on the device again. If it is off for over 60 minutes, please use the ON/OFF Button on the device.
3. This is not a toy. For decorative use only.

WARNING

- Chemical Burn Hazard. Keep Batteries away from children. Do not ingest the battery.
- The remote control supplied with this product contains a coin/button cell battery. If the coin/button cell battery is swallowed, it can cause severe internal burns in just 2 hours and can lead to death.
- Keep new and used batteries away from children.
- If the battery compartment does not close securely, stop using the product and keep it away from children. If you think batteries might have been swallowed or placed inside any part of the body, seek immediate medical attention.

FCC STATEMENT CAUTION

This device complies with part 15 of the FCC Rules. Operation is subject to the following two conditions: (1) This device may not cause harmful interference, and (2) this device must accept any interference received, including interference that may cause undesired operation.

Any Changes or modifications not expressly approved by the party responsible for compliance could void the user's authority to operate the equipment.

Note:

This equipment has been tested and found to comply with the limits for a Class B digital device, pursuant to part 15 of the FCC Rules. These limits are designed to provide reasonable protection against harmful interference in a residential installation. This equipment generates uses and can radiate radio frequency energy and, if not installed and used in accordance with the instructions, may cause harmful interference to radio communications. However, there is no guarantee that interference will not occur in a particular installation. If this equipment does cause harmful interference to radio or television reception, which can be determined by turning the equipment off and on, the user is encouraged to try to correct the interference by one or more of the following measures:

- Reorient or relocate the receiving antenna.
- Increase the separation between the equipment and the receiver.
- Connect the equipment to an outlet on a circuit different from that to which the receiver is connected.
- Consult the dealer or an experienced radio/TV technician for help.

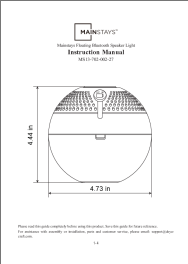
RF warning for Portable devices:

The device has been evaluated to meet the general RF exposure requirements. The device can be used in portable exposure conditions without restriction.

©2022 Walmart Inc.
Mainstay is a trademark of Walmart Inc. All rights reserved.
Mainstays es una marca registrada de Walmart Inc. Todos los derechos reservados. Distributed by/Distribuido por Walmart Inc., Bentonville, AR 72716

MADE IN CHINA/HECHO EN CHINA.

Documents / Resources

	<p>MAINSTAYS MS13-702-002-27 Floating Bluetooth Speaker Light [pdf] Instruction Manual MS13-702, MS13702, 2A3HL-MS13-702, 2A3HLMS13702, MS13-702-002-27 Floating Bluetooth Speaker Light, MS13-702-002-27, Floating Bluetooth Speaker Light</p>
---	---

References

- [🌐 Topic Related Searching at CRAFT.COM.](#)