



MAINSTAYS Adjustable Rolling Stool Instructions

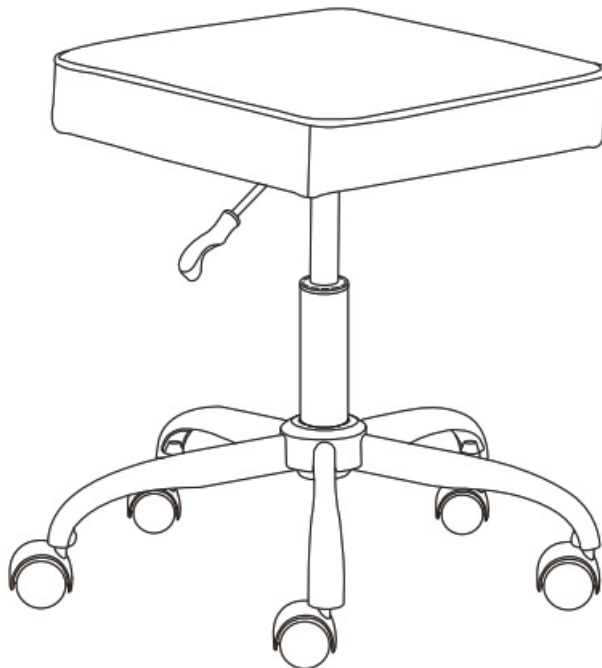
[Home](#) » [MAINSTAYS](#) » MAINSTAYS Adjustable Rolling Stool Instructions 



Lot Number :

Date of purchase :

Adjustable Rolling Stool Assembly Instructions



Model:
MST-50738
MST-50914

IT FOR FUTURE REFERENCE.

Thank you for selecting one of True Innovations seating solutions.

It's True...Fast, Friendly Customer Service

At True Innovations, we are committed to excellence. Our primary objective is to provide fast, friendly customer service to all of our customers.

NOTES:

- Please read the instruction sheets completely before assembly.
- Remove all parts from carton and ensure all parts are included prior to assembly.
- Assemble the chair on the carton or carpet to prevent scratching the chair.
- Be careful not to cross-thread screws.
- Do not use power tools.

Call us first!!

DO NOT RETURN TO THE STORE

For immediate help with assembly or product information call our toll-free number:

1-800-379-9773

Mon-Fri 6:00 am to 5:00 pm Pacific Time

Contents

[1 Care and Maintenance](#)

[2 Function Instruction](#)

[3 Included Parts](#)

[4 Hardware Kit Includes](#)

[5 Function Instruction](#)

[6 Assembly Instruction](#)

[7 Limited Warranty](#)

[8 Documents /
Resources](#)

[8.1 References](#)

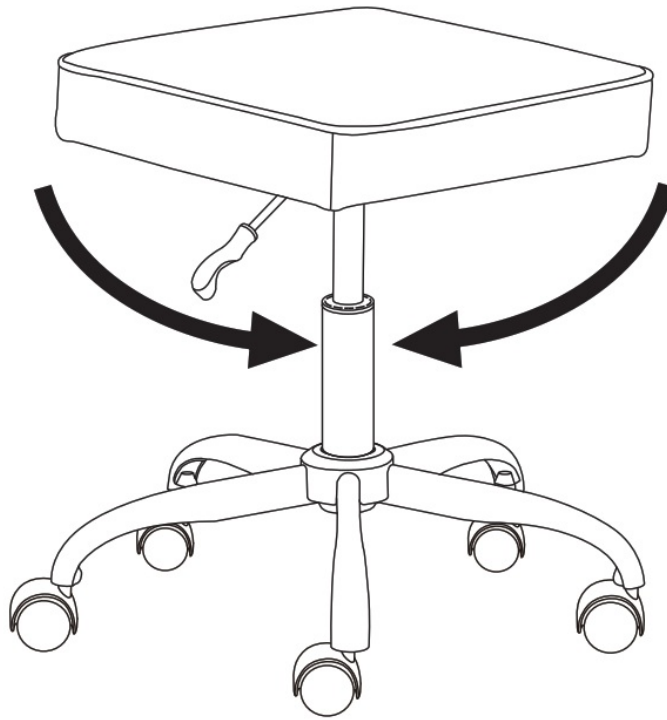
[9 Related Posts](#)

Care and Maintenance

Fabric Upholstery: Pay immediate attention to spills and vacuum regularly to maintain appearance. Cleaning products may cause discoloration and should be tested in an inconspicuous location prior to use on the chair. This chair should not be used for anything other than its intended purpose. Please regularly inspect this chair for loose or missing screws, metal fatigue, cracks, broken welds, missing attachments, and general instability. If this chair is damaged or appears to be unstable or unsafe, immediately remove it from service and replace or repair the item. Failure to follow these warnings could result in serious injury. This chair is not recommended for outdoor use.

Function Instruction

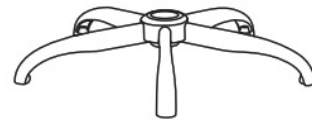
360° SWIVEL



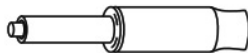
Included Parts



1 Casters (5)



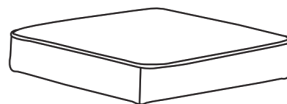
2 Star Base (1)



3 Gas Lift (1)

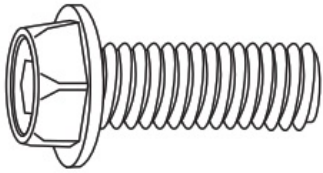


4 Seat Plate (1)

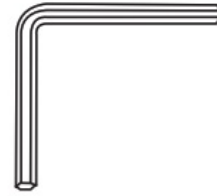


5 Seat Cushion (1)

Hardware Kit Includes



A Bolts (1") (4)

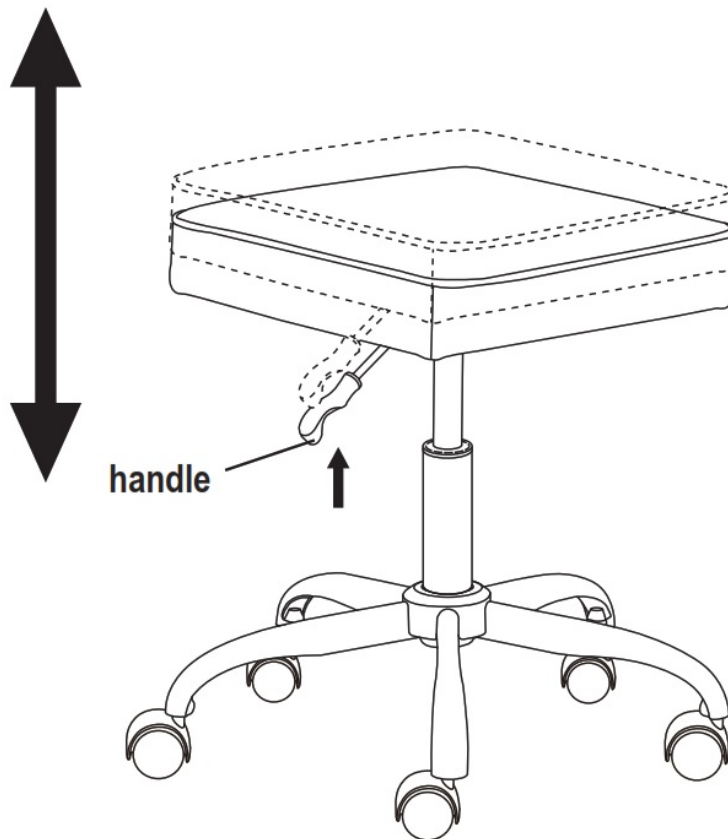


B Allen Key (1)

Function Instruction

TO ADJUST SEAT HEIGHT

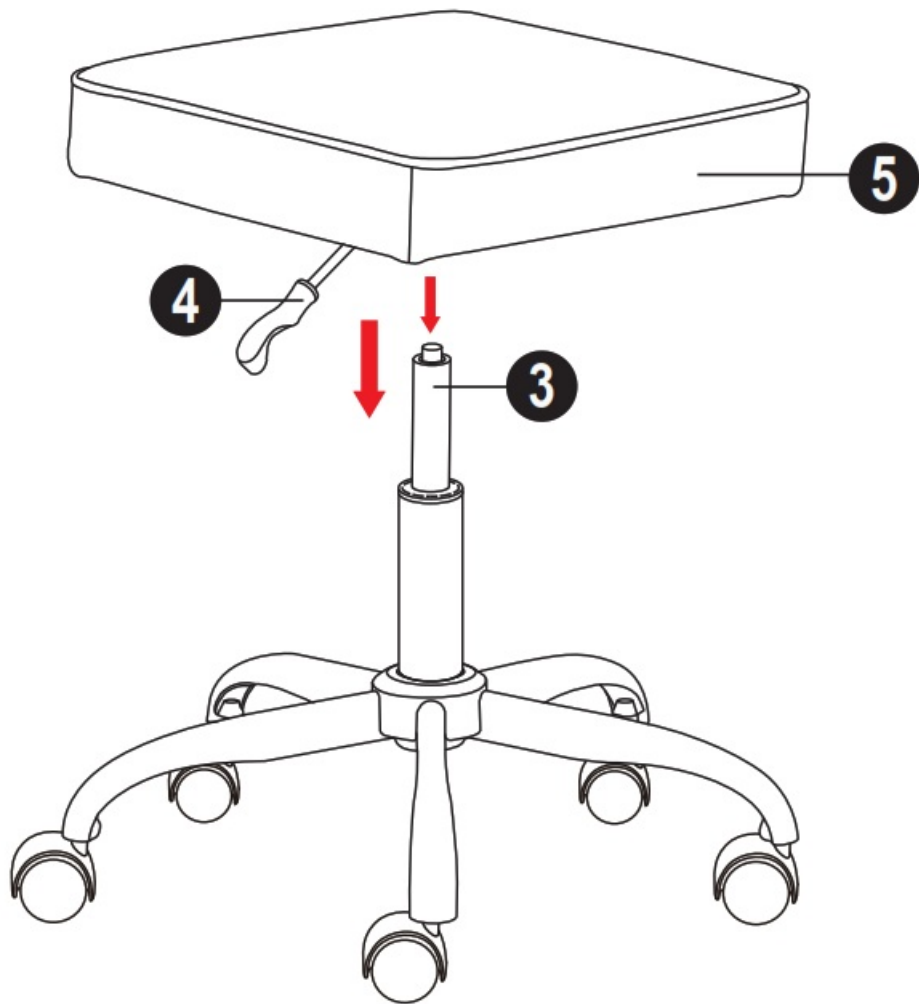
While seated, lean forward, lifting your body weight from the seat. Reach underneath the right side of the chair and locate the handle. Lift the handle up slowly to allow the chair to rise to the desired height. To lower seat height, lift the handle slowly while seated.



Step 4 : Turn the assembled stool upright and locate the central hole of the Seat Plate (4) over the Gas Lift (3). Push down firmly until the connection is secure.

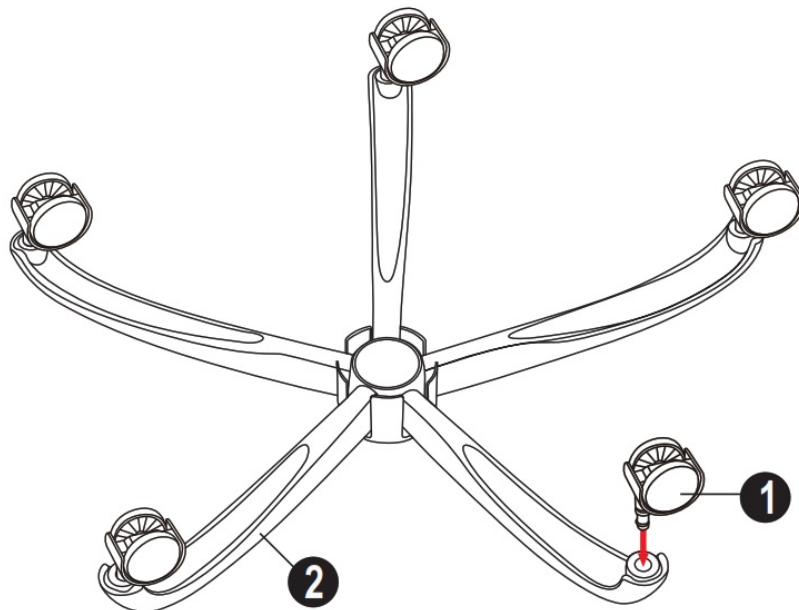
NOTE 1: Before using your new stool, ensure that all the bolts are tightened fully for safety reasons.

NOTE 2: Please keep the enclosed Allen Key and check all bolts periodically to ensure these remain tightly fastened.

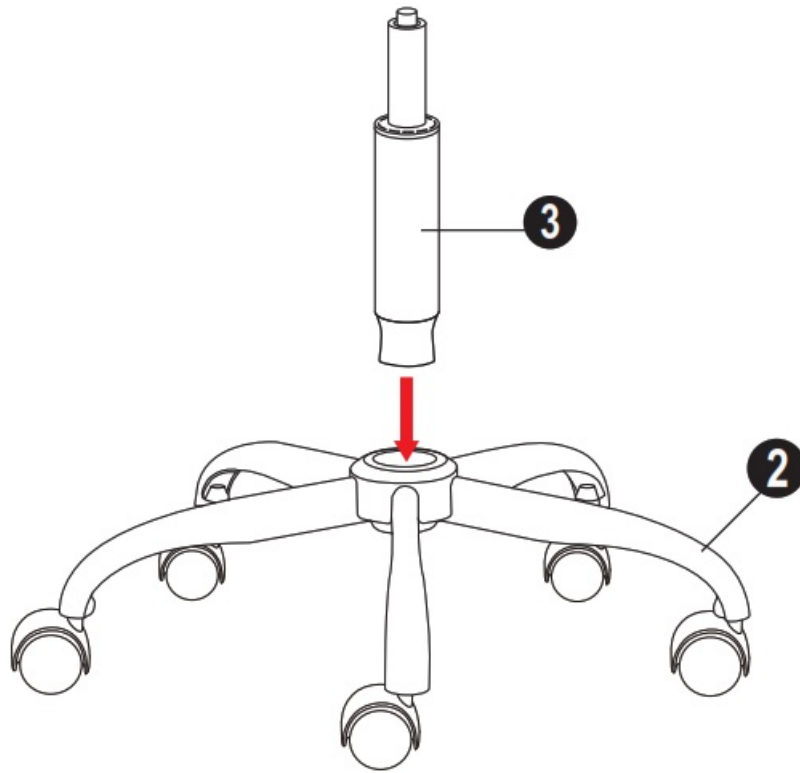


Assembly Instruction

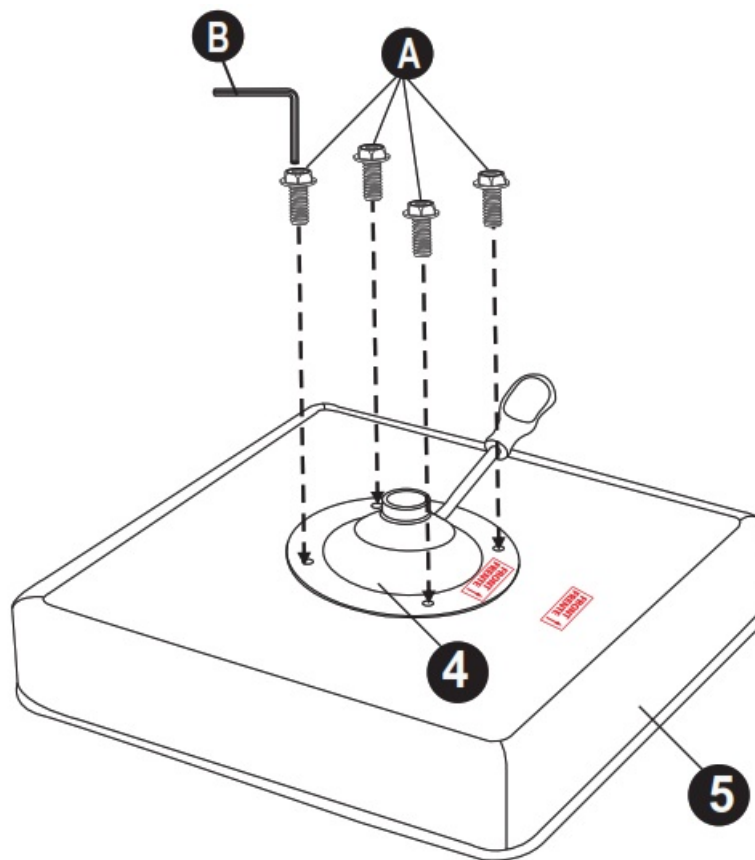
Step 1: Turn the Star Base (2) upside down. Press the Casters (1) into holes at the end of each leg.



Step 2 Turn the Star Base (2) upright and insert Gas Lift (3) into the center hole of Star Base (2).



Step 3 Align Seat Plate (4) over pre-drilled holes on the underside of the Seat Cushion (5) with the front of the seat plate facing the front of the seat cushion. Attach the Seat Plate (4) to Seat Cushion (5) using 4 Bolts (A) as shown. Tighten all the bolts with the enclosed Allen Key (B). Be careful not to cross-thread bolts or damage the seat.



Limited Warranty

True Innovations seating products are warranted against defects in material and workmanship while owned by the "Original Purchaser". The term "Original Purchaser" is defined as that party or entity which purchases True

Innovations furniture from an authorized True Innovations retailer as shown by the original sales receipt. This warranty does not apply to “as is” or previously owned seating products.

True Innovations warrants its products to be free from defects in materials and workmanship (normal wear and tear, fading, and stretching excepted), for one year from the date of purchase, except as provided below under the limited warranty.

The exceptions or exclusions to this warranty are as follows:

1. Any warranty claim that is submitted after the limited warranty period, or without proper proof of purchase will not include the cost of parts, labor, or delivery. 2. This warranty shall not apply to the True Innovations products which have been subjected to misuse, neglect, alteration, modification, or attachments, either caused by the original purchaser, shipping, storage, accident, fire, flood, or acts of God.

In the event of a defect in material or workmanship covered by this warranty, True Innovations will repair or replace, at their discretion, without charge of the warranted furniture within a reasonable amount of time. We reserve the right to require damaged parts to be returned to us upon request. Natural markings such as scars, brands, grain variations, wrinkles, color variations, etc. will be considered normal characteristics and not construed as defects. We cannot warrant leather against scratching or scuffing, as all leather is subject to blemishes with use.

For claims or questions concerning this warranty, please contact True Innovations Customer Service department on the web at www.trueinnovations.com. Be prepared to provide your name, address, daytime phone number, the model and purchase order number of the product, date of purchase, and the store where it was purchased. True Innovations requires that the original sales receipt be submitted with all requests to confirm that you are the original purchaser according to our written warranty.

This warranty gives you specific rights, and you may also have other rights, which vary from state to state. All warranties are limited to the original purchaser for normal use which is defined as a standard workweek of forty hours by a person weighing less than 250 lbs.

Should you prefer to speak with a service representative, you may call toll-free: 1-800- 379-9773, or fax 714-544-5118.


Manufactured by:

LF Products Pte. Ltd.

No.148, Xiazhuang Lane, Changhe Street Scene, Binjiang District, Hangzhou, Zhejiang, China, 310052

Printed in China

Documents / Resources

	MAINSTAYS Adjustable Rolling Stool [pdf] Instructions Adjustable Rolling Stool, MST-50738, MST-50914
---	---

References

-  [True Innovations](#)