

MAHLI MDB5000 Diffuser Speaker with Reactive Light



# MAHLI MDB5000 Diffuser Speaker with Reactive Light User Manual

[Home](#) » [MAHLI](#) » MAHLI MDB5000 Diffuser Speaker with Reactive Light User Manual 

## Contents

- [1 MAHLI MDB5000 Diffuser Speaker with Reactive Light](#)
- [2 In the Box](#)
- [3 Product Overview](#)
- [4 Setup and Use](#)
- [5 Further Information](#)
- [6 Legal Information](#)
- [7 Limited Warranty](#)
- [8 Documents / Resources](#)
  - [8.1 References](#)

# MAHLI

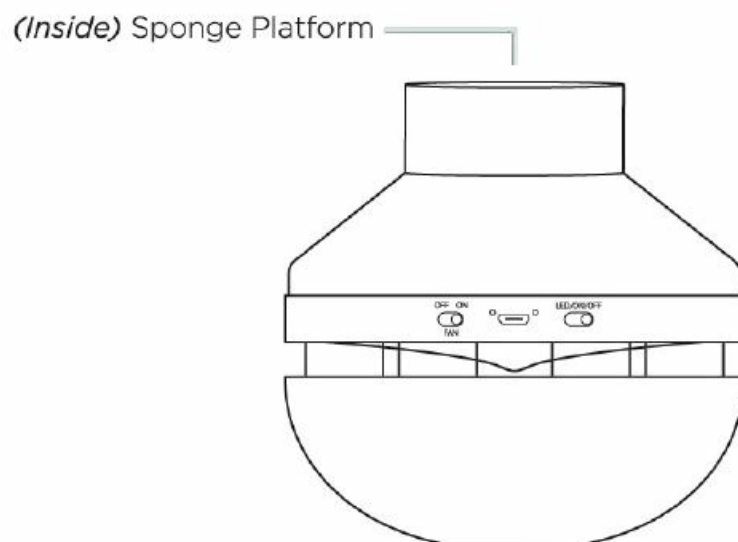
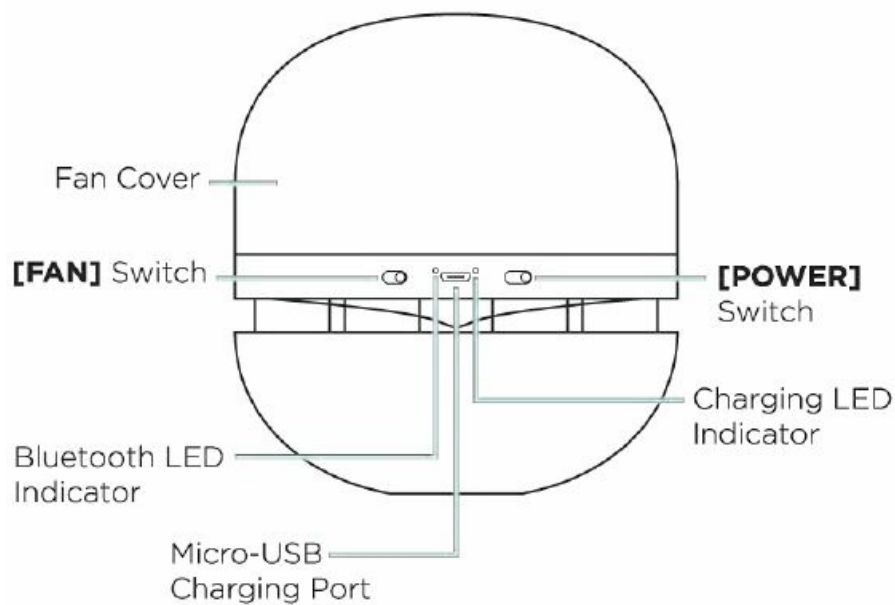
**MAHLI MDB5000 Diffuser Speaker with Reactive Light**



### **In the Box**

- MDB5000 – Diffuser Speaker
- Microt-USB Charging Cable
- Essential Oil (Lavender)
- Sponge (3x)

### **Product Overview**



## Setup and Use

### NOTE:

Be sure to charge your speaker for 2 – 4 hours before using it for the first time.

### Charging the Speaker

To power the speaker, attach the small connector of the supplied micro-USB charging cable to the micro-USB charging port on the speaker. Attach the large connector to the USB port on a computer, a USB charging device, or a 5V USB adapter (not included) and plug it into a wall socket. The Charging LED Indicator will turn RED when charging and turn OFF when fully charged.

### NOTE:

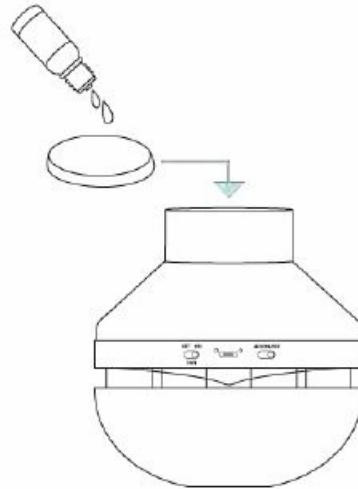
If using your USB adapter to power the speaker, it MUST be a 4.5V – 5V adapter.

### Using the Aromatherapy Fan

Add -1 – 2 drops of essential oil to one of the supplied sponges. Rub the sponge against itself to spread the oil around and let it permeate the sponge. Remove the fan cover from the speaker and carefully place the sponge onto the platform. Move the [FAN] switch to the ON position. The speaker will emit the aroma of the essential oil.

## WARNING

- Do NOT allow any oil to get inside of the speaker.
- Do NOT add too much essential oil, as it might leak from the sponge and drip inside the speaker.
- Do NOT insert the sponge into the speaker or place it anywhere that it could get stuck.



## Pairing the Speaker

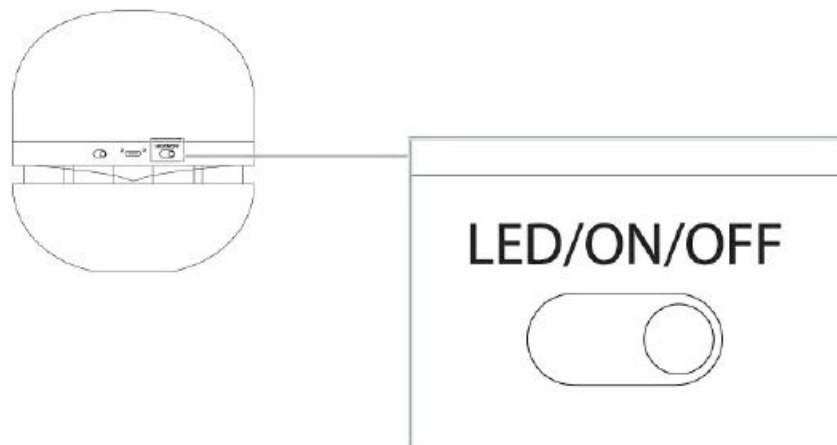
- Turn the speaker ON by moving the [POWER] Switch to the ON position. A tone will be heard and the Bluetooth LED Indicator will quickly flash BLUE.
- Set your smart device to search for Bluetooth devices. When it appears, select MDB5000 from the list of found devices.
- Once successfully paired, a tone will be heard and the Bluetooth LED Indicator will slowly flash BLUE.

## Powering ON/OFF

- Slide the [POWER] switch to the ON position to power the speaker ON.
- Slide the [POWER] switch to the OFF position to power the speaker OFF.

## Turning the Lights ON/OFF

Slide the [POWER] switch to the LED position to turn the speaker lights ON. The lights will automatically cycle through different colours.



## Using the Fan

Slide the [FAN] switch to the ON position to turn the fan ON and disperse the aroma.

### **Playing Music**

To enjoy music wirelessly on your speaker, make sure you are paired to a Bluetooth-enabled device. If you are pairing for the first time, please consult the Pairing the Speaker section of this user guide. Once paired, media playback and volume adjustment will be controlled through your connected device.

### **Further Information**

- The amount and intensity of aroma produced will vary. Factors that affect the production of aroma can include water type, humidity, temperature, and/or air current.
- Only 100% natural essential oil should be used with this product. Oil containing chemical fragrance, spice, or other impurities may cause malfunctions. Only use 1 – 2 drops of essential oil.
- Essential oils can stain. In the event of a spill or leakage, please wipe away any oil with a soft cloth.
- Do not let aroma blow directly onto furniture, clothing, art, or any valuable objects.
- Keep away from direct sunlight, heat sources, air conditioners, or fans.
- Always keep on a stable, flat surface. Do NOT place on a carpet, bed, cushion or other non-flat, non-stable surface.
- Keep away from electronic equipment.
- Do not tip the product as it may cause oil to enter the mechanism and cause malfunction.
- Do not use for more than 2 hours at a time.
- Never move the product while in use.
- Do not touch any part of the product with wet hands.
- Keep out of reach of children and pets. Children should not be left unsupervised near this product. This unit is not to be used by children or any person(s) with reduced physical, sensory, or mental capabilities, or lack of experience and knowledge unless they have been given express supervision and instruction.
- If smoke or a burning smell is detected, immediately unplug the unit.

### **Legal Information**

#### **READ THIS CAREFULLY AND SAVE FOR FUTURE REFERENCE**

This equipment has been tested and found to comply with the limits for a Class B digital device, under part 15 of the FCC Rules. These limits are designed to provide reasonable protection against harmful interference in a residential installation. This equipment generates, uses and can radiate radio frequency energy and, if not installed and used under the instructions, may cause harmful interference to radio communications.

However, there is no guarantee that interference will not occur in a particular installation. If this equipment does cause harmful interference to radio or television reception, which can be determined by turning the equipment off and on, the user is encouraged to try to correct the interference by one or more of the following measures:

- Reorient or relocate the receiving antenna.
- Increase the separation between the equipment and the receiver.
- Connect the equipment to an outlet on a circuit different from that to which the receiver is connected.
- Consult the dealer or an experienced radio/TV technician for help.

#### **Caution:**

Any changes or modifications to this device not explicitly approved by the manufacturer could void your authority to operate this equipment. This device complies with part 15 of the FCC Rules.

## **Operation is subject to the following two conditions:**

1. This device may not cause harmful interference, and
2. This device must accept any interference received, including interference that may cause undesired operation.

### **RF Exposure**

The device has been evaluated to meet general RF exposure requirements. The device can be used in portable exposure conditions without restriction.

### **WARNING Li-ion Battery Inside**

This product is fitted with a Li-ion battery. Do not damage, open, or dismantle the battery and do not use it in damp and/or corrosive conditions. Use only compatible chargers. Never dispose of batteries in a fire, and never expose them to high temperatures. Do not expose the product to temperatures exceeding 60°C (140°F).



The crossed-out garbage bin symbol means that you must not dispose of this product together with unsorted household waste.

### **Rain/Moisture Warning**

- Do not expose the unit to extreme temperatures (heat or cold), open flames, humid conditions, or wet conditions.
- Do not submerge in water.
- Do not open this product or attempt to repair the unit yourself should it not be working.

### **Limited Warranty**

#### **90 Days Limited Warranty**

In the unlikely event that this product is defective, or does not perform properly, you may within ninety (90) days from your original date of purchase return it to the authorized service centre for repair or exchange.

#### **TO OBTAIN WARRANTY SERVICE:**

- Go to our website portal to receive an SRO number.
- Provide proof of the date of purchase within the package (dated bill of sale).
- Prepay all shipping costs to the authorized service centre, and remember to insure your return.
- Include a return shipping address (no P.O. Boxes), a telephone contact number, and the defective unit within the package.
- Describe the defect or reason you are returning the product.

Your product will be repaired or replaced, at our option, for the same or similar model of equal value if examination by the service centre determines this product is defective. Products received damaged as a result of shipping will require you to file a claim with the carrier.

**The shipping address of the authorized service centre is:**

Customer Service Dept. 36 c/o Southern Telecom 400 Kennedy Drive Sayreville, NJ 08872

Should have any questions or problems concerning this product, please visit our website at [SouthernTelecom.com](http://SouthernTelecom.com) and click on Product Support.

**Warranty Service Not Provided**

This warranty does not cover damage resulting from accident, misuse, abuse, improper installation or operation, lack of reasonable care, or unauthorized modification. This warranty is voided in the event any unauthorized person opens, alters or repairs this product. All products being returned to the authorized service centre for repair must be suitably packaged.

**Limitation of Warranty**


- THE WARRANTY STATED ABOVE IS THE ONLY WARRANTY APPLICABLE TO THIS PRODUCT. ALL OTHER WARRANTIES, EXPRESS OR IMPLIED (INCLUDING ALL IMPLIED WARRANTIES OF MERCHANTABILITY OR FITNESS FOR A PARTICULAR PURPOSE) ARE HEREBY DISCLAIMED. NO VERBAL OR WRITTEN INFORMATION GIVEN BY AIT, INC. ITS AGENTS, OR EMPLOYEES SHALL CREATE A WARRANTY OR IN ANY WAY INCREASE THE SCOPE OF THIS WARRANTY.
- REPAIR OR REPLACEMENT AS PROVIDED UNDER THIS WARRANTY IS THE EXCLUSIVE REMEDY OF THE CONSUMER. AIT, INC. SHALL NOT BE LIABLE FOR INCIDENTAL OR CONSEQUENTIAL DAMAGES RESULTING FROM THE USE OF THIS PRODUCT OR ARISING OUT OF ANY BREACH OF ANY EXPRESS OR IMPLIED WARRANTY ON THIS PRODUCT. THIS DISCLAIMER OF WARRANTIES AND LIMITED WARRANTY ARE GOVERNED BY THE LAWS OF THE STATE OF NEW YORK. EXCEPT TO THE EXTENT PROHIBITED BY APPLICABLE LAW, ANY IMPLIED WARRANTY OF MERCHANTABILITY OR FITNESS FOR A PARTICULAR PURPOSE ON THIS PRODUCT IS LIMITED TO THE APPLICABLE WARRANTY PERIOD SET FORTH ABOVE.

Some states do not allow the exclusion nor limitation of incidental or consequential damages, or limitations on how long an implied warranty lasts so the above limitations on exclusions may not apply to you. This warranty gives you specific legal rights, and you also may have other rights that vary from state to state.

Printed in China.

---

**Documents / Resources**

|   |  |
|---|--|
|  | <a href="#">MAHLI MDB5000 Diffuser Speaker with Reactive Light</a> [pdf] User Manual<br>MDB5000 Diffuser Speaker with Reactive Light, MDB5000, Diffuser Speaker with Reactive Light, Speaker with Reactive Light, Reactive Light |
|---|--|

**References**

- [User Manual](#)

[Manuals+](#), [Privacy Policy](#)

This website is an independent publication and is neither affiliated with nor endorsed by any of the trademark owners. The "Bluetooth®" word mark and logos are registered trademarks owned by Bluetooth SIG, Inc. The "Wi-Fi®" word mark and logos are registered trademarks owned by the Wi-Fi Alliance. Any use of these marks on this website does not imply any affiliation with or endorsement.