


MAGICTEC

LED
PATIO
UMBRELLA
CORDLESS
LIGHTS



Magictec LED Patio Umbrella Cordless Lights User Manual


[Home](#) » [Magictec](#) » Magictec LED Patio Umbrella Cordless Lights User Manual 

Contents

- [1 Magictec LED Patio Umbrella Cordless Lights](#)
- [2 INTRODUCTION](#)
- [3 SPECIFICATIONS](#)
- [4 WHAT'S IN THE BOX](#)
- [5 FEATURES](#)
- [6 SETUP GUIDE](#)
- [7 CARE & MAINTENANCE](#)
- [8 TROUBLESHOOTING](#)
- [9 PROS & CONS](#)
- [10 WARRANTY](#)
- [11 FREQUENTLY ASKED QUESTIONS](#)
- [12 VIDEO – PRODUCT OVERVIEW](#)
- [13 References](#)

MAGICTEC

Magictec LED Patio Umbrella Cordless Lights



INTRODUCTION

Your outdoor space may be illuminated in an economical and energy-efficient manner with the Magictec LED Patio Umbrella Cordless Lights. This multipurpose lighting solution, which costs only **\$7.99**, has 44 dazzling LED lamps that can be adjusted in brightness to create the ideal atmosphere for your patio or garden. Since the lights run on four AA batteries, there is no need for wires and the setup is neat and clutter-free. Made by Magictec and released on **July 31, 2019**, these umbrella lights are a great option for your patio umbrella because they are simple to install using a pole mount solution. These lights, which have a 360-lumen brightness and a GU10 bulb base, offer enough illumination for your evenings spent outside. These cordless lights provide a cozy and welcoming ambiance whether you're entertaining or just lounging with loved ones.

SPECIFICATIONS

Brand Name	Magictec
Price	\$7.99
Package Dimensions	9.06 x 9.02 x 1.46 inches
Weight	15.52 ounces
Mounting Type	Pole Mount
Light Source Special Features	Brightness mode
Bulb Base	GU10
Number of Light Sources	44
Brightness	360 Lumen
Supported Battery Types	4 AA batteries
Light Source Type	LED
Power Source	Battery Powered
Voltage	8 Volts
Date First Available	July 31, 2019
Manufacturer	Magictec
Country of Origin	China

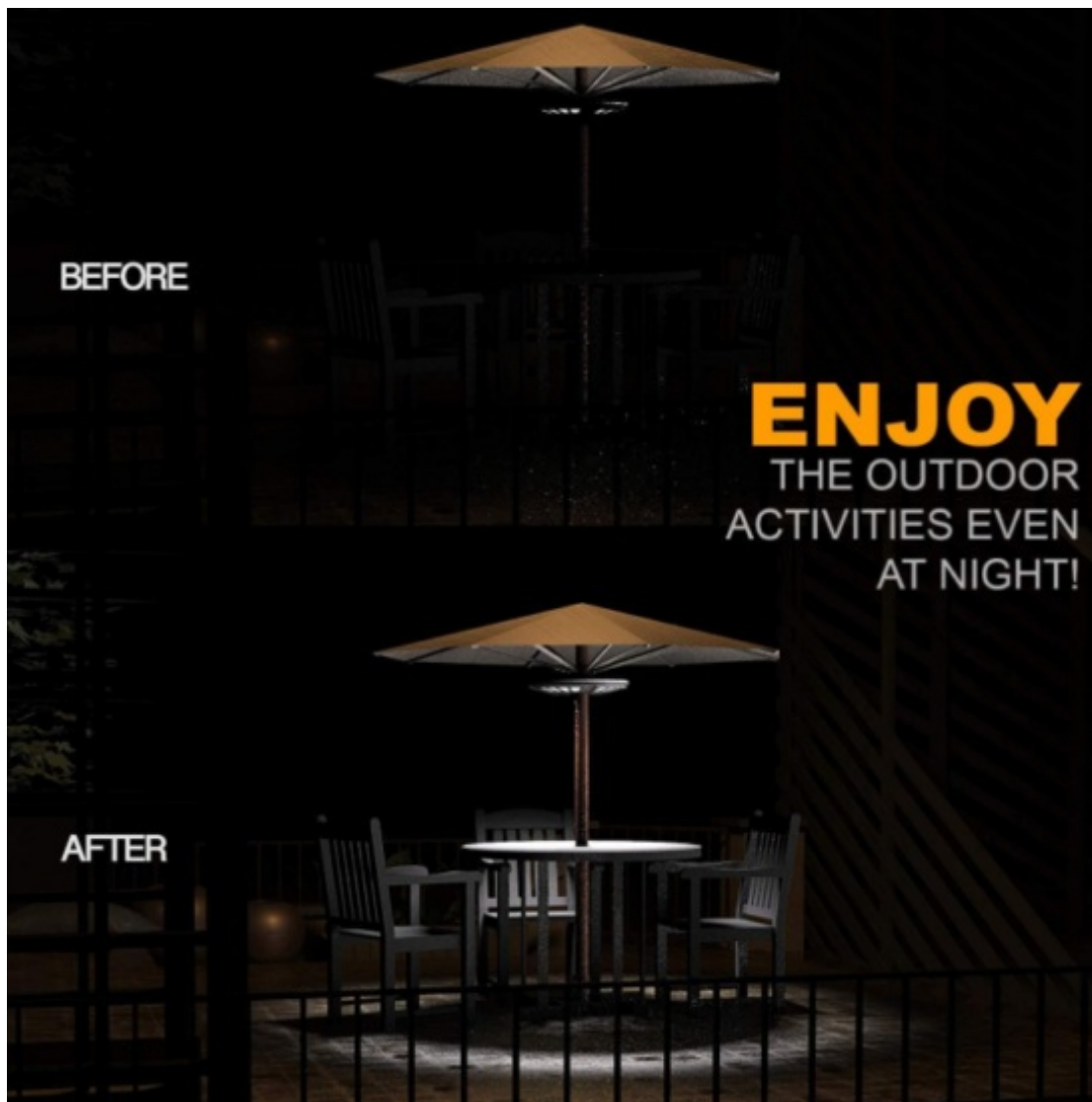
WHAT'S IN THE BOX

- Patio Umbrella Cordless Lights
- User Manual

FEATURES

- **Versatile Illumination Modes:** To accommodate any situation, whether it's an outdoor activity or a comfortable evening, select from three programmable illumination modes: low, medium, and ultra bright.
- **Cordless Convenience:** This umbrella light, which runs on four AA batteries (not supplied), provides versatility and does away with the need for unsightly cords or outlets.
- **Energy-Efficient LED Technology:** This umbrella light's 44 LED bulbs provide plenty of illumination with little power consumption, making it an affordable option for extended outdoor usage.
- **Durable and Weather-Resistant:** Made of weather-resistant, long-lasting materials, this light can endure a range of outdoor circumstances and provide long-lasting performance.
- **Improved Installation Instructions:** Especially when it comes to installing the batteries, the revised installation guide provides precise, easy-to-follow instructions that make setup simple and hassle-free.
- **Perfect for a Variety of Settings:** This light enhances the ambience and usefulness of many outside areas, making it perfect for patios, gardens, backyard parties, and camping.
- **Sleek Design:** The Magictec light blends form and function perfectly with its fashionable design, which goes well with your outdoor decor.

- **Portable:** This light is ideal for camping and outdoor excursions because it is lightweight and portable, allowing you to have light wherever you go.
- **Multiple Light settings:** You may adjust the light levels to create the mood you want with the three settings (12, 32, and 44 LEDs).
- **Universal Umbrella Compatibility:** The light can be used with a variety of outdoor furniture types because it works with the majority of umbrellas, including tilting, cantilever, and commercial patio umbrellas.
- **Adjustable Clamp Mount:** The light has an adjustable clamp that is simple to install and fits snugly around an umbrella pole.
- **Superior Material:** Made of high-quality ABS plastic, the light is long-lasting and able to handle outside conditions and regular use.
- **USB Charging Option:** For added convenience, there is a USB charging port that can accept a variety of power sources, such as computers, power banks, or AC adapters.
- **Bright and Clear Illumination:** The light's 360-lumen output makes it strong enough to light up a sizable space during nighttime outdoor parties.
- **Reasonably priced:** The Magictec umbrella light, which costs only \$7.99, is a cost-effective way to improve your outdoor lighting arrangement.



SETUP GUIDE

- **Unpack the Light:** Start by opening the Magitec umbrella light and making sure that every part is there.
- **Battery Installation:** Four AA batteries (not included) should be inserted after opening the battery compartment. When inserting them, make sure the polarity is proper.
- **Clamp Adjustment:** Modify the light's clamp to accommodate your umbrella pole. After opening the clamp, firmly wrap it around the pole.
- **Position the Light:** To get the best illumination, position the light on the umbrella pole at the appropriate height and angle.
- **Modify Lighting Mode:** To choose the preferred brightness (12, 32, or 44 LEDs), press the light button.
- **Verify Secure Mounting:** Ensure that the light is firmly fixed and won't slide or fall while in operation.
- **Test the Light:** To make sure the light is operating correctly and that the lighting modes operate as intended, turn it on.
- **Adjust for Desired Effect:** Select the right lighting mode based on the occasion or mood you wish to create.
- **Charging by USB (Optional):** If charging via USB, insert the charging cable into the light's USB port and connect it to an appropriate power source.
- **Position for Optimal Coverage:** Try varying the light's angle and positioning to best light the area.
- **Make Sure Battery Compartment Is Sealed:** To avoid moisture damage, make sure the battery compartment is firmly closed after installation.
- **Test in Various Outdoor Settings:** To see how effectively the light lights different settings, try setting it up on a patio, garden, or camping area.
- **Turn Off When Not in Use:** To extend the light's lifespan and save battery life, turn it off when not in use.
- **Keep Your Distance from Heat Sources :** Keep the light away from any heat sources that could harm it or the batteries.



CARE & MAINTENANCE

- **Check Batteries Frequently:** When the light dims or stops operating, periodically check the battery power and replace the AA batteries.
- **Clean the Light:** To get rid of dust and grime, use a moist cloth to wipe the light's surface. Steer clear of harsh chemicals since they could harm the material.

- **When Not in Use:** To avoid damage from moisture or extremely high or low temperatures, store the light in a dry location if you won't be using it for long.
- **Examine the Clamp:** Make sure there are no indications of wear and that the clamp is firmly attached to the umbrella pole.
- **Protect against Direct Water Exposure:** Even though the lamp is weather-resistant, it is preferable to avoid leaving it out in the rain for extended lengths of time. If a lot of rain is predicted, keep it inside.
- **Replace Damaged Parts:** To guarantee continuous operation, replace any damaged light components right away, such as the clamp or LED bulbs.
- **Prevent Overcharging:** To avoid battery overcharging when utilizing the USB charging capability, do not leave the light plugged in for an extended period of time.
- **Verify Umbrella Pole Compatibility:** For a secure attachment, make sure the umbrella pole is within the acceptable diameter range of 21.85mm to 44.5mm on a regular basis.
- **Batteries should be stored separately** to avoid corrosion or leaks if the light will be in storage for a long time.
- **When cleaning the lamp,** use a soft cloth instead of abrasive products, which can harm the surface and detract from its attractiveness.
- **Keep the Light Dry:** When operating the light in high-humidity environments, make sure it is maintained dry and free from any possible water damage.
- **Tighten the Mounting Clamp:** Check the clamp frequently to make sure it stays firmly fastened to the umbrella pole and tighten it if needed.
- **Test Light Before Use:** Make sure the light is in good working order and that the battery is fully charged before using it.
- **Protect from Extreme Temperatures:** Keep the light away from extremely hot or cold temperatures as this may have an impact on the LED bulbs' performance and battery life.
- **Use a UV Protector:** To stop the material from fading over time, use a UV protector if you intend to use the lamp regularly in sunny situations.

TROUBLESHOOTING

Issue	Solution
Light not turning on	Ensure batteries are correctly installed and charged.
Lights flickering	Check battery charge or replace batteries if needed.
Dim light output	Adjust brightness mode or replace weak batteries.
Remote control not working (if applicable)	Ensure remote batteries are installed and functioning.
Lights not staying on for long	Use higher-capacity or fresh AA batteries.
Lights not attaching to umbrella	Confirm the pole mount is properly aligned and secured.
Blinking lights intermittently	Check for loose connections in the battery pack or light strings.
Water damage after rainfall	Ensure the umbrella lights are removed or covered during heavy rain.
Poor light spread	Adjust the lights to an optimal position or check for obstructions.
Lights not responsive to settings	Reset the light controller or check for technical malfunctions.
Remote not paired	Re-pair the remote control following the manufacturer's instructions.
Overheating of the light	Switch off and let the unit cool before use.
Bulbs not lighting	Replace the LED bulbs if they have burned out.
Uneven lighting	Inspect for blockages in the light fixture or angle of lights.
Batteries draining quickly	Consider using rechargeable AA batteries for longer-lasting performance.

PROS & CONS

PROS:

- Affordable price point at \$7.99
- 44 LED lights provide sufficient brightness for outdoor spaces
- Cordless, battery-powered design for easy installation and maintenance
- Adjustable brightness mode for customizable lighting
- The Pole mount feature allows for easy attachment to umbrella frames

CONS:

- Requires 4 AA batteries, which need periodic replacement
- 360 Lumen may not be bright enough for larger spaces
- Plastic material may not withstand extreme weather conditions
- Limited to battery-powered use; no option for direct plug-in
- Not suitable for high-wind areas without secure mounting

WARRANTY

The Magictec LED Patio Umbrella Cordless Lights come with a **limited warranty** from the manufacturer, covering

defects in materials or workmanship. Warranty details may vary based on location and purchase retailer.

FREQUENTLY ASKED QUESTIONS

What is the Magictec LED Patio Umbrella Cordless Lights?

The Magictec LED Patio Umbrella Cordless Lights are battery-powered lights designed for patio umbrellas, featuring 44 LED light sources with adjustable brightness modes for enhanced outdoor lighting.

How much does the Magictec LED Patio Umbrella Cordless Lights cost?

The Magictec LED Patio Umbrella Cordless Lights are priced at \$7.99, offering an affordable solution for illuminating your patio umbrella.

Who manufactures the Magictec LED Patio Umbrella Cordless Lights?

The Magictec LED Patio Umbrella Cordless Lights are manufactured by Magictec, a company known for offering practical and budget-friendly lighting solutions.

How many light sources are there in the Magictec LED Patio Umbrella Cordless Lights?

The Magictec LED Patio Umbrella Cordless Lights are equipped with 44 LED light sources, ensuring bright and reliable illumination for your patio umbrella.

What is the brightness of the Magictec LED Patio Umbrella Cordless Lights?

The Magictec LED Patio Umbrella Cordless Lights offer a brightness of 360 lumens, making it perfect for providing clear and effective lighting during evening events.

What is the bulb base of the Magictec LED Patio Umbrella Cordless Lights?

The Magictec LED Patio Umbrella Cordless Lights use GU10 bulb bases, a common and convenient design for LED lighting fixtures.

What special features does the Magictec LED Patio Umbrella Cordless Lights have?

The Magictec LED Patio Umbrella Cordless Lights come with a brightness mode feature, allowing you to adjust the light intensity based on your needs.

What type of batteries are required for the Magictec LED Patio Umbrella Cordless Lights?

The Magictec LED Patio Umbrella Cordless Lights require 4 AA batteries, making it easy to replace and maintain.

What is the power source for the Magictec LED Patio Umbrella Cordless Lights?

The Magictec LED Patio Umbrella Cordless Lights are battery-powered, offering cordless convenience for easy setup and mobility.

What is the voltage of the Magictec LED Patio Umbrella Cordless Lights?

The Magictec LED Patio Umbrella Cordless Lights operate at 8 volts, which is ideal for the efficient performance of the LED lights.

Are batteries included with the Magictec LED Patio Umbrella Cordless Lights?

Magictec LED Patio Umbrella Cordless Lights do not come with batteries included, so you'll need to purchase 4 AA batteries separately.

How do I install the Magictec LED Patio Umbrella Cordless Lights?

The Magictec LED Patio Umbrella Cordless Lights mount easily onto your patio umbrella pole, providing convenient illumination without the need for wires.

What are the dimensions of the Magictec LED Patio Umbrella Cordless Lights?

The Magictec LED Patio Umbrella Cordless Lights come in a compact size, with package dimensions of 9.06 x 9.02 x 1.46 inches, making it easy to store and install.

How much does the Magictec LED Patio Umbrella Cordless Lights weigh?

The Magictec LED Patio Umbrella Cordless Lights weigh 15.52 ounces, making them lightweight and easy to handle during installation.

Why isn't my Magictec LED Patio Umbrella Cordless Light turning on?

Ensure the power switch is in the on position. If it still doesn't turn on, check the battery charge. If the battery is low, charge it fully or replace it with a new one if needed.

VIDEO – PRODUCT OVERVIEW



<https://manuals.plus/wp-content/uploads/2024/11/Magictec-LED-Patio-Umbrella-Cordless-Lights-User-Manual.mp4>

- [User Manual](#)

[Manuals+](#), [Privacy Policy](#)

This website is an independent publication and is neither affiliated with nor endorsed by any of the trademark owners. The "Bluetooth®" word mark and logos are registered trademarks owned by Bluetooth SIG, Inc. The "Wi-Fi®" word mark and logos are registered trademarks owned by the Wi-Fi Alliance. Any use of these marks on this website does not imply any affiliation with or endorsement.