



MAGEWELL SDI Ultra Stream Live Streaming and Recording Encoder User Guide

[Home](#) » [MAGEWELL](#) » MAGEWELL SDI Ultra Stream Live Streaming and Recording Encoder User Guide 

Contents

- [1 MAGEWELL SDI Ultra Stream Live Streaming and Recording Encoder](#)
- [2 Hardware
 - \[2.1 Interfaces\]\(#\)](#)
- [3 App Download](#)
- [4 Get Started](#)
- [5 Warranty](#)
- [6 Technical Support](#)
- [7 Documents / Resources
 - \[7.1 References\]\(#\)](#)
- [8 Related Posts](#)

MAGEWELL

MAGEWELL SDI Ultra Stream Live Streaming and Recording Encoder

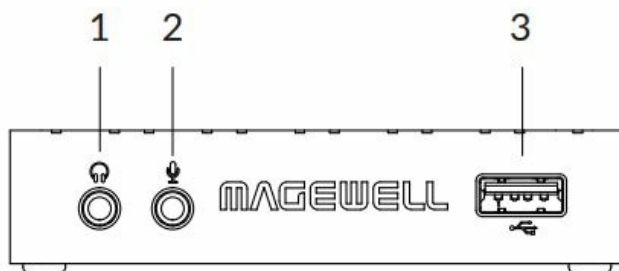


Hardware

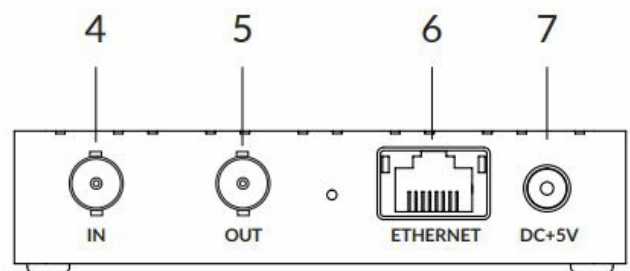
Packing List

- 1 x Ultra Stream
- 1 x Quick Start Guide
- 1 x 5V Power Adapter
- 1 x HDMI Cable
 - Only Ultra Stream HDMI is supplied with an HDMI cable.

Interfaces

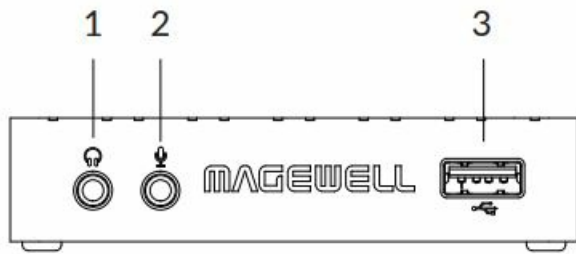


SDI Figure 1

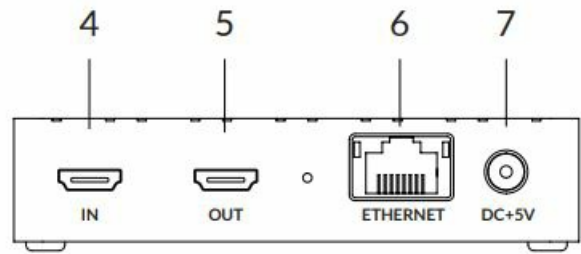


SDI Figure 2

1. Headphones
2. Microphone
3. USB flash drive
4. Video source device: video cam, game console, media player, computer, etc
5. Monitor/TV
6. Wired connection to the Internet
7. Power (Please only use the included plug and cable)



HDMI Figure 1



HDMI Figure 2

App Download

OS requirement:

- Android 5.0+
- iOS 9.0+

Scan the QR code to download to your smart phone

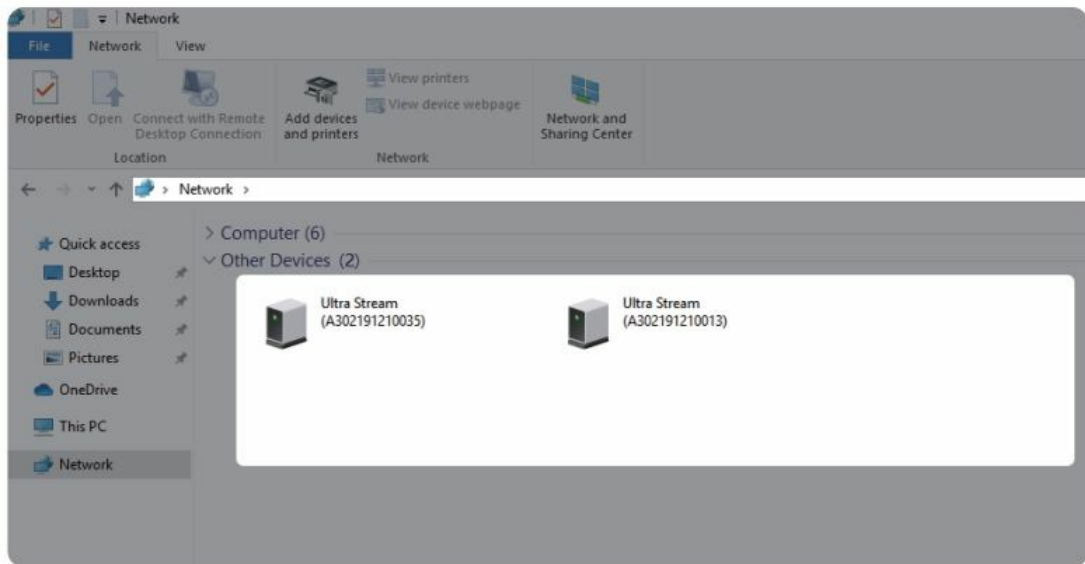


Or visit the link below to download www.magewell.com/magewell-ultra-stream-app Or search Ultra Stream or Magewell in the App Store/Google Play

Get Started

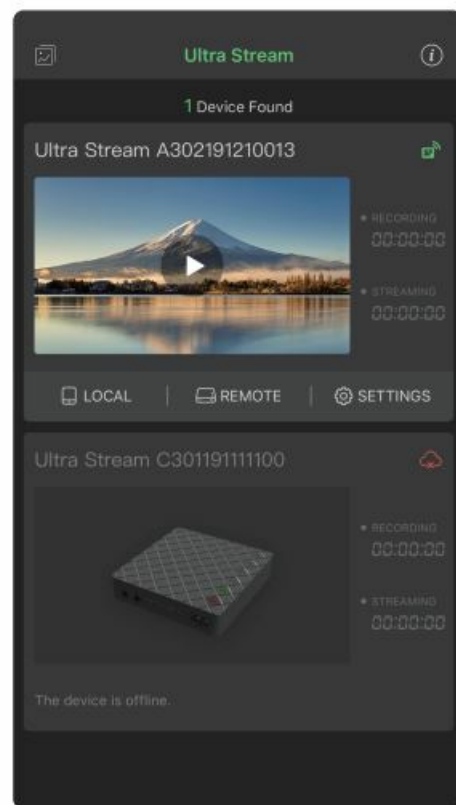
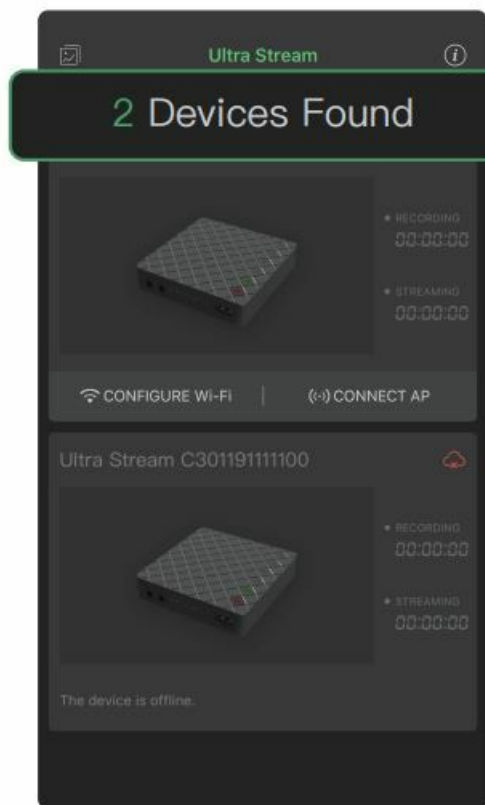
Configure the device via the Web UI

- Connect your device via a wired or wireless Ethernet network and power it up.
- For Windows7 / 8 / 8.1/10 users, you can find your Ultra Stream device in the Network > Other Device section of the File Explorer in your computer connected to the same LAN which the unit is connected to.
- Double click the device icon to open the Web UI.
- Enter the default, case-sensitive user name and password Admin, Admin in the SIGN IN page . You are suggested to change the password after the initial log-in.
- Set up the device for your sessions after logging in successfully.



Configure the device via the app

- Connect your device via a wired or wireless Ethernet network and power it up.
- Turn on the Bluetooth function on your phone, and make it discoverable to nearby devices.
- Turn on the Wi-Fi function on your phone and connect your phone to the same LAN which the device is connected to.
- Android 6.0 and above requires authorized location service, and the distance between your phone and device should be no more than 10 m.
- Open the Ultra Stream app. Follow the on-screen instructions to search your device and make the configuration.



Warranty

Ultra Stream offers two-year Limited Warranty. The cable and adapter provided as accessories have one-year Limited Warranty. For more detailed information, refer to www.magewell.com/quality-assurance “MAGEWELL” is registered trademarks by Magewell. All other trademarks are the property of their respective holders. This guide is for reference only and does not constitute any form of commitment. Products and product features (including but not limited to color, size, app, etc.) are subject to change without notice. Enjoy the latest product performance of Magewell products at our official website www.magewell.com

Technical Support

If you have any problems using Magewell products or need more technical information, please submit your questions in the online Ticket System (tickets.magewell.com).

Subscribe and Like Us!


Magewell



Magewellcn


Magewellcn


Magewell

2023, Nanjing Magewell Electronics Co., Ltd. All rights reserved.

Documents / Resources

	MAGEWELL SDI Ultra Stream Live Streaming and Recording Encoder [pdf] User Guide SDI Ultra Stream Live Streaming and Recording Encoder, SDI, Ultra Stream Live Streaming and Recording Encoder, Live Streaming and Recording Encoder, Streaming and Recording Encoder, Recording Encoder, Encoder
---	---

References

- [Ticket System](#)
- [Magewell - Leader for Video & Audio Capture, Conversion and Streaming](#)
- [Magewell Ultra Stream App - Magewell](#)
- [Quality Assurance - Magewell](#)

