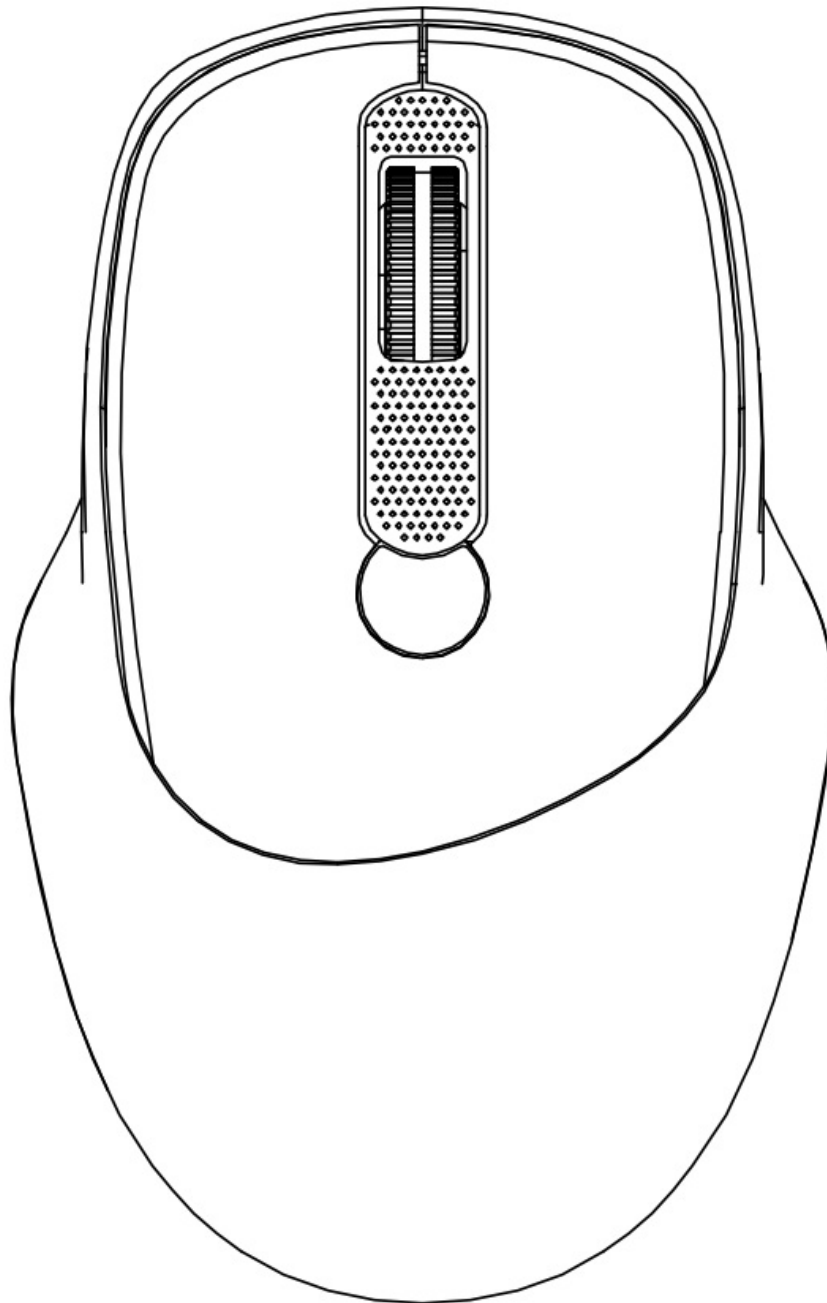




MAGEGEE V80 Wireless Mouse User Guide

June 14,
2025

MAGEGEE V80 Wireless Mouse



Contents [[hide](#)]

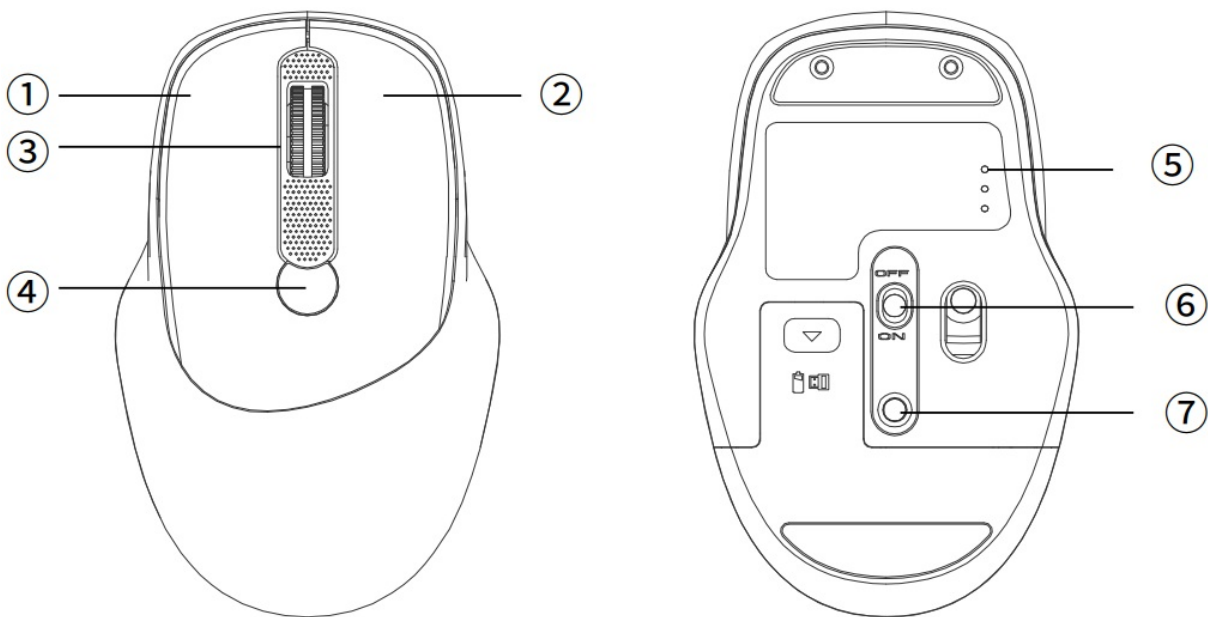
- [1 Features](#)
- [2 Mouse Button](#)
- [3 Mode Switch](#)
- [4 Instructions For Use](#)
- [5 Mouse Specification](#)
- [6 Fcc Statement](#)
- [7 Documents / Resources](#)
 - [7.1 References](#)

Features

1. **Wireless mouse:** 2.4G.
2. 800-1200-1600 3-level DPI adjustment.
3. Exquisite rubber scroll wheel and 3 million lifetime Microswitch.
4. High-precision optical tracking technology for accurate positioning.
5. Design with automatic sleep mode to reduce power consumption.

Mouse Button

1. Left Button
2. Right Button
3. Scroll Wheel
4. DPI
5. Indicator Light
6. Power Switch
7. Mode Switch



Mode Switch

1. **Default mode:** 2.4G mode. **Indicator light:** red;
2. **Press the mode switch once** **Indicator light:** green;
3. **Press the mode switch twice** **Indicator light:** blue;
4. **Press and hold the mode switch for 3 seconds:** BT reset and start code matching mode.

***Note:** Windows8, Chrome OS 10.10.X and higher system version.

Instructions For Use

Step 1 Install the USB receiver

Remove the battery cover, take out the USB receiver from the USB storage area, and insert it into the computer USB port.

Step 2 Install the battery

Prepare an AA battery, open the battery cover, place the battery in the correct polarity, and close the battery cover.

Step 3 Power on

Find the Power Switch at the bottom of the mouse and toggle it to “ON” .

Note: The mouse stops working when the voltage is lower than 1.5V (battery replacing is required).

Mouse Specification

Mouse Size:	108x68x37mm	Product Weight:	58g±10%
Connection Method :	2.4G	Number of Keys:	4
Interface Type:	USB	Working Current:	≦6mA
Working Voltage:	DC 3V±5%	Transmission Distance:	≦10m

Fcc Statement

This equipment has been tested and found to comply with the limits for a Class B digital device, pursuant to Part 15 of the FCC Rules. These limits are designed to provide reasonable protection against harmful interference in a residential installation. This equipment generates uses and can radiate radio frequency energy and, if not installed and used in accordance with the instructions, may cause harmful interference to radio communications. However, there is no guarantee that interference will not occur in a

particular installation. If this equipment does cause harmful interference to radio or television reception, which can be determined by turning the equipment off and on, the user is encouraged to try to correct the interference by one or more of the following measures:

- Reorient or relocate the receiving antenna.
- Increase the separation between the equipment and receiver.
- Connect the equipment into an outlet on a circuit different from that to which the receiver is connected.
- Consult the dealer or an experienced radio/TV technician for help.

This device complies with part 15 of the FCC Rules. Operation is subject to the following two conditions:


1. This device may not cause harmful interference, and.
2. this device must accept any interference received, including interference that may cause undesired operation.

Changes or modifications not expressly approved by the party responsible for compliance could void the user's authority to operate the equipment.

The device has been evaluated to meet general RF exposure requirement. The device can be used in portable exposure condition without restriction.



Documents / Resources

	<p>MAGEGEE V80 Wireless Mouse [pdf] User Guide</p> <p>2BEBK-V80, 2BEBKV80, v80, V80 Wireless Mouse, V80, Wireless Mouse, Mouse</p>
---	--

References

- [User Manual](#)

🔖 2BEBK-V80, 2BEBKV80, MAGEGEE, mouse, V80, V80 Wireless Mouse, Wireless

📁 MAGEGEE Mouse

Leave a comment

Your email address will not be published. Required fields are marked *

Comment *

Name

Email

Website

☐ Save my name, email, and website in this browser for the next time I comment.

Post Comment

Search:

e.g. whirlpool wrf535swhz

Search

[Manuals+](#) | [Upload](#) | [Deep Search](#) | [Privacy Policy](#) | [@manuals.plus](#) | [YouTube](#)

This website is an independent publication and is neither affiliated with nor endorsed by any of the trademark owners. The "Bluetooth®" word mark and logos are registered trademarks owned by Bluetooth SIG, Inc. The "Wi-Fi®" word mark and logos are registered trademarks owned by the Wi-Fi Alliance. Any use of these marks on this website does not imply any affiliation with or endorsement.