

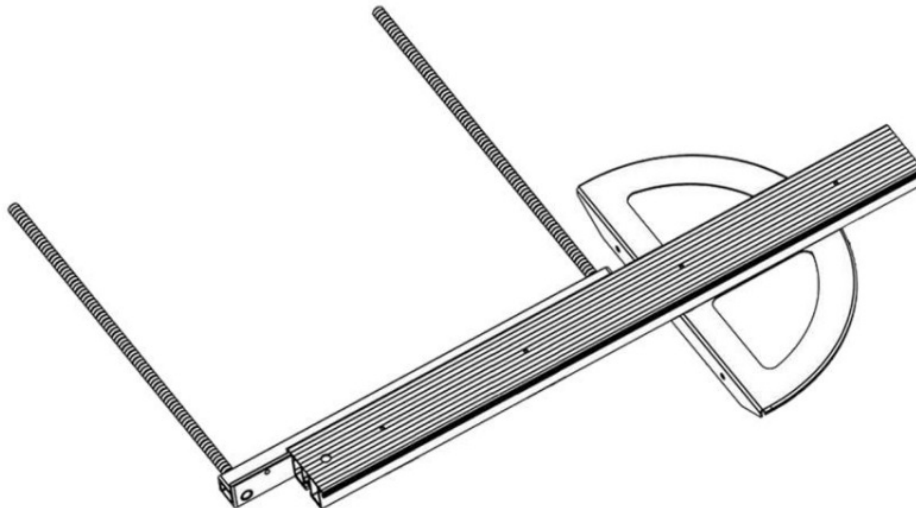


Mafell 202069 Universal Guide Support User Manual

[Home](#) » [mafell](#) » Mafell 202069 Universal Guide Support User Manual 



202069 Universal Guide Support User Manual



Contents

- [1 Product information](#)
- [2 Use according to intended purpose / operation](#)
- [3 Documents / Resources](#)

Product information

In respect of accessory "universal guide" with item No. 202069

1.1 Manufacturer's data

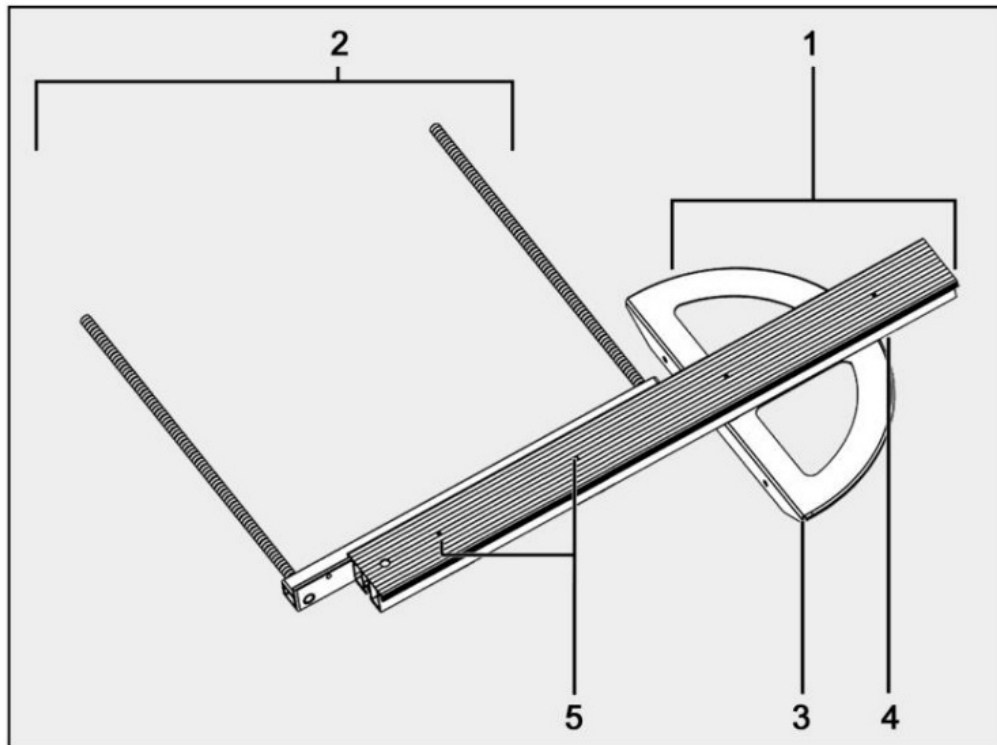
MAFELL AG, Beffendorfer Straße 4, D-78727 Oberndorf / Neckar,

Phone +49 (0)7423/812-0,

Fax +49 (0)7423/812-218,

e-mail: mafell@mafell.de

Use according to intended purpose / operation



MAF02365/a


The universal guide 1 (shift rail) can be used with all MAFELL machines that are equipped with a parallel guide fence as 2 (see illustration).

The angle fence 3 can be set to the desired value with the scale (at the reverse side of the universal guide) and fastened with the wing screw 4.

The universal guide 1 is placed against the workpiece with the angle fence 3 and the guide rail 5 is held in place on the workpiece manually. The MAFELL machine is introduced into the guide rail 4 with the parallel guide fence 2 and shifted across the workpiece. The universal guide 1 is secured with rubber strips against slipping and can in addition be fastened on the workpiece through the holes 5.



Documents / Resources

	<p>Mafell 202069 Universal Guide Support [pdf] User Manual 202069 Universal Guide Support, 202069, Universal Guide Support, Guide Support</p>
---	---

