

MACALLY UCDYNAMOUSE 3 Button Optical USB-C Mouse User Guide

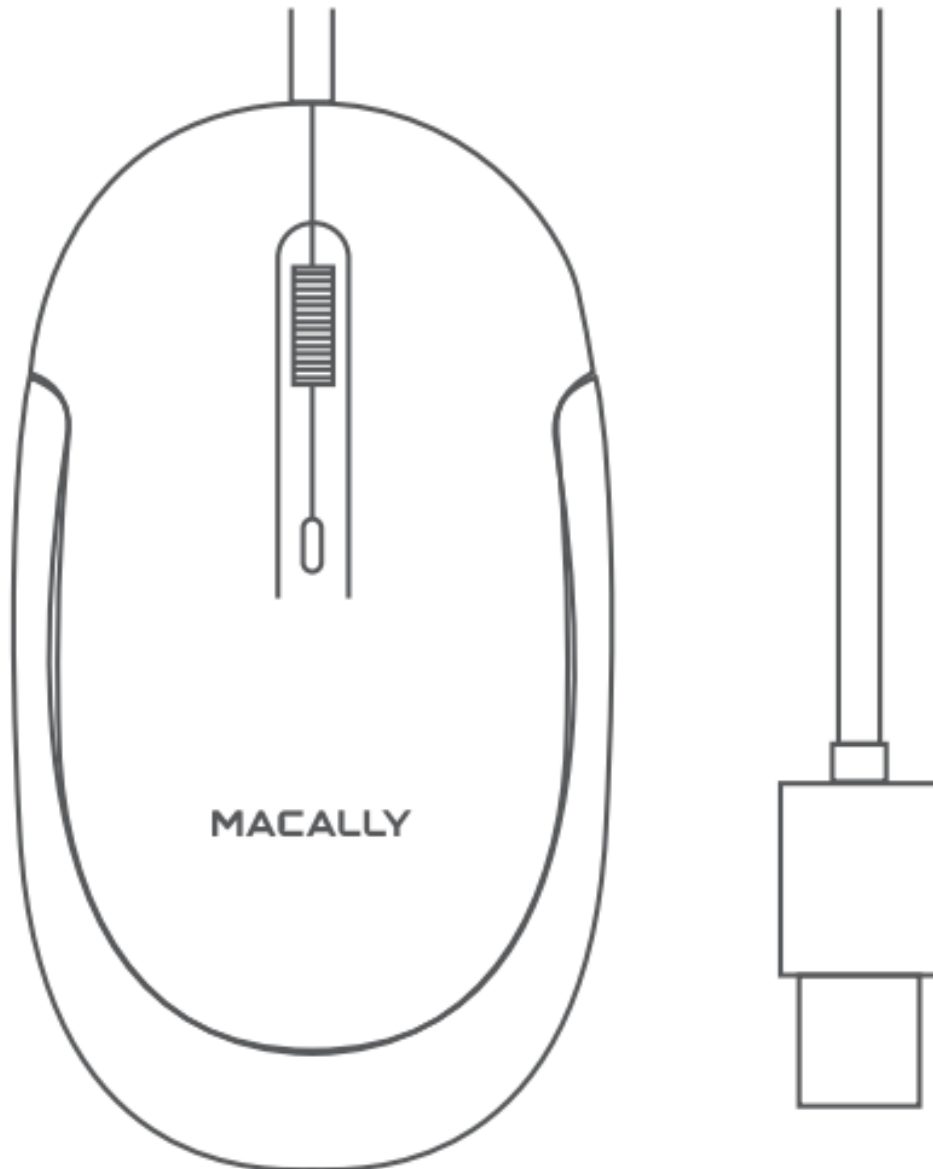
[Home](#) » [MACALLY](#) » MACALLY UCDYNAMOUSE 3 Button Optical USB-C Mouse User Guide 

Contents

- [1 MACALLY UCDYNAMOUSE 3 Button Optical USB-C Mouse About this guide](#)
- [2 Safety instructions](#)
- [3 Package contents](#)
- [4 Hardware basics](#)
- [5 Installation instructions](#)
- [6 Technical support](#)
- [7 Documents / Resources](#)
- [8 Related Posts](#)



MACALLY UCDYNAMOUSE 3 Button Optical USB-C Mouse



About this guide

Before you start using the Macally DYNAMOUSE, be sure to read this guide in its entirety.

Safety instructions

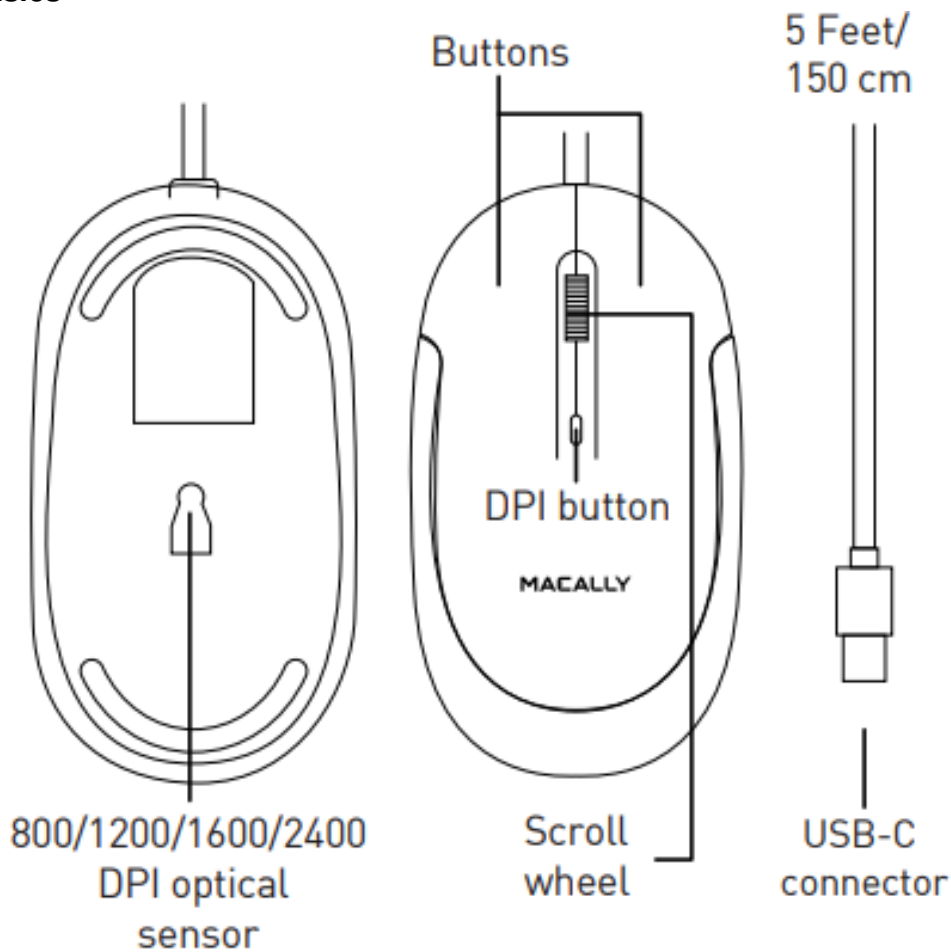
Please read the following carefully before using this Macally product. Incorrect use of this product may result in reduced performance, permanent damage and void warranty:

1. Do not place this product near a heat source.
2. Operating temperature of 0°C to 40°C. Storage temperature of -20°C to 65°C.
3. Do not place this product near moisture nor liquids.
4. Operate and store at a humidity of 20% to 80% (non-condensing)
5. Do not place heavy objects on this product.
6. Do not drop this product.
7. Do not dispose this product in the garbage. Take it to your local recycling centre.

Package contents

- DYNAMOUSE
- User guide

Hardware basics



Installation instructions

The Macally DYNAMOUSE is automatically recognized by the computer and does not require a driver. Simply plug the mouse to the computer and you are ready to go!

The standard button functions are as follows:

- **Left button:** Set as single click
- **Right button:** Set as control plus mouse click
- **Scroll wheel:** Scroll speed is set as medium

However, if you wish to configure the mouse settings to your personal preferences you can do this in the settings of the operating system:

Mac OS

To configure the tracking speed, scrolling speed, double click speed and primary mouse button, go to Mouse in System Preferences. To configure the mouse button functions, go to Mission Control in System Preferences.

Windows

To configure the mouse buttons, pointer, pointer options and wheel, go to Mouse in Hardware/Control Panel. Press the DPI button to change the sensor resolution (800/1200/1600/2400 DPI) and set the tracking speed and precision to your preference.

Technical support

For technical support in Europe, Middle East and Africa, please call to +31 24 373 14 10 or email to techsupport@macally-europe.com. Technical support hours in Europe, the Middle East, and Africa are from 9h00 to 17h00 (CET), from Monday to Friday. In USA, please call to +1 909 230 6888. or email to techsupport@macally.com. Technical support hours in USA, Canada and South America are from 8:30 AM to 5:30 PM (PT), from Monday to Friday.

Warranty

Macally Peripherals warrants that this product will be free from defects in title, materials and manufacturing workmanship for one year in North America and two (2) years in Europe, the Middle East, and Africa from the date of the purchase. If the product is found to be defective then, as your sole remedy and as the manufacturer's only obligation, Macally will repair or replace the product. This warranty is exclusive and is limited to the Macally DYNAMOUSE. This warranty shall not apply to products that have been subjected to abuse, misuse, abnormal electrical or environmental conditions, or any condition other than what can be considered normal use. The liability of Macally Peripherals arising from this warranty and sale shall be limited to a refund of the purchase price. In no event shall Macally Peripherals be liable for costs of procurement of substitute products or services, or for any lost profits, or for any consequential, incidental, direct or indirect damages, however caused and on any theory of liability, arising from this warranty and sale. These limitations shall apply notwithstanding any failure of the essential purpose of any limited remedy.

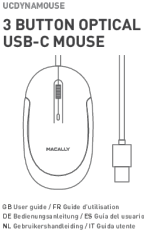
Environmental Information for Customers in the European Union

European Directive 2002/96/EC requires that the equipment bearing this symbol on the product and/or its packaging must not be disposed of with unsorted municipal waste. The symbol indicates that this product should be disposed of separately from regular household waste streams. It is your responsibility to dispose of this and other electric and electronic equipment via designated collection facilities appointed by the government or local authorities. Correct disposal and recycling will help prevent potential negative consequences to the environment and human health. For more detailed information about the disposal of your old equipment, please contact your local authorities, waste disposal service, or the shop where you purchased the product.

CE Compliance

This product is CE marked in accordance with the requirements of the applicable EU Directives (EC Directive 2014/30/EU). Responsible for CE marking is Teklink Europe B.V. (Macally EMEA), Kerkenbos 13-50, 6546 BG, Nijmegen, The Netherlands. A copy of the official Declaration of Conformity is available upon request at sales@macally-europe.com.

Documents / Resources

	<p>MACALLY UCDYNAMOUSE 3 Button Optical USB-C Mouse [pdf] User Guide UCDYNAMOUSE 3 Button Optical USB-C Mouse, UCDYNAMOUSE, 3 Button Optical USB-C Mouse</p>
---	--