



Contents [[hide](#)]

- [1 m2cloud LogTrack BLE m2sn203D, m2sn203A USB Bluetooth Data Logger](#)
- [2 Product Specifications](#)
- [3 PRODUCT DISPLAY](#)
- [4 Operation](#)
- [5 Read logging data by NFC](#)
- [6 Product Specification](#)
- [7 CONTACT INFORMATION](#)
- [8 FCC](#)
- [9 FAQs](#)
- [10 Documents / Resources](#)
 - [10.1 References](#)



m2cloud LogTrack BLE m2sn203D, m2sn203A USB Bluetooth Data Logger

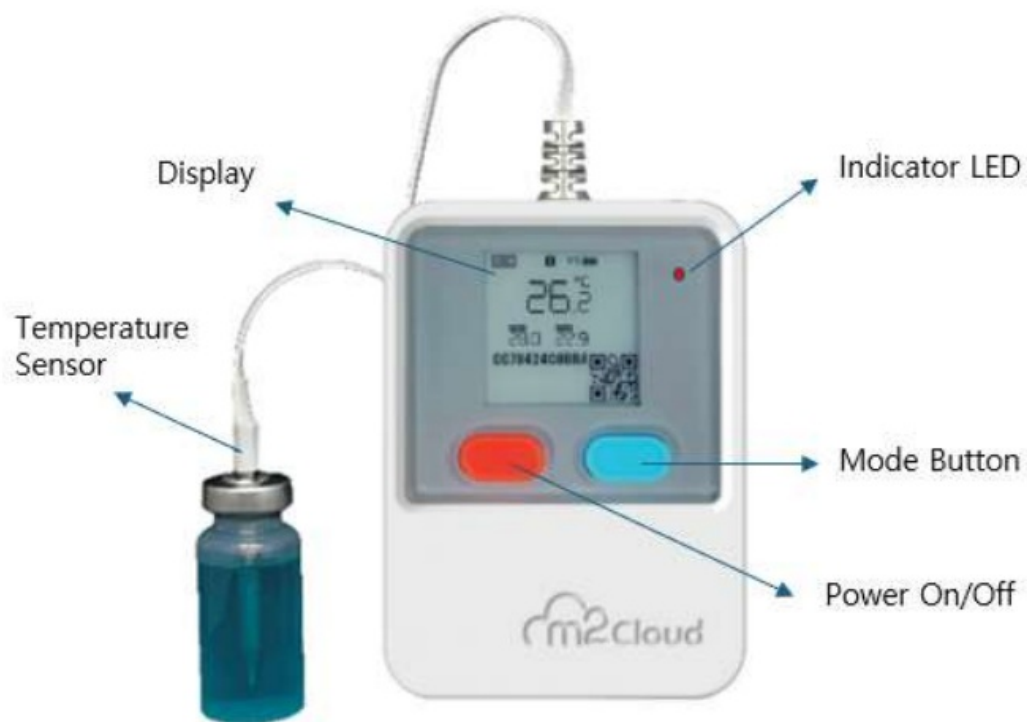



Product Specifications

- **Model:** LogTrack BLE (m2sn203D, m2sn203A)
- **Power Source:** Two AAA batteries
- **Battery Life:** Approximately 3 years

PRODUCT DISPLAY

[the parts name in the device]





Display

1. **Temperature:** Current temperature, maximum and minimum of the monitored temperatures
2. Temperature recording operation display
3. BT operating display
4. NFC mode entry indication
5. Battery level display
6. **QR code:** Device ID + Lot No.

[Error Display]

- Temperature sensor error. Check the temperature sensor



- Low Voltage Error, Check the battery.



Operation

- **A. Power On**

1. When the battery is installed, the power is turned on, the RED Indicator LED lights up, and the display shows various status and temperature information.
2. Transmit temperature data to the server using Bluetooth.
3. The temperature information is updated every minute and displayed on the screen.

- **B. Power off**

1. Press the power button for more than 3 seconds to enter the power off menu. Press the button according to the menu operation, the RED LED lights up to indicate power off, and the power is turned off.
2. To turn on the power again, press the power button for more than 3 seconds, the power is turned on, the RED LED lights up, and the display shows various status and temperature information.

Read logging data by NFC

1. Press the mode button on the front of the product for more than 2 seconds, the NFC icon will be displayed on the display and NFC tagging is ready.
2. Run the smartphone app (VSK mobile), select “sending sensor data by NFC”, and tag the NFC antenna area around the bottom of the product..
3. The stored temperature data will be displayed on the smartphone screen with a graph.



Product Specification

- **Device name (Model number):** LogTrack BLE (m2sn203D, m2sn203A)

Date of manufacture:

- **Maker, country of manufacture:** m2cloud Inc / KOREA
- **Operating temperature:** -20°C ~ 70°C (without Display, 0°C~50°C with Display)
- **Temperature measurement ranges:** -40~120°C (m2sn203D), -120~120°C (m2sn203A)
- **Temperature accuracy:**
 - **m2sn203D:** $\pm 0.5^{\circ}\text{C}$ (-10~70°C),
 - **m2sn203A:** $\pm 0.5^{\circ}\text{C}$ (-30~80°C)
- **Data storage capacity:** 16,000 point
- **Power Supply:** DC 3.0V (AAA x 2ea)
- **Battery life time:** 3 year (basis on the measurement interval: 5 minutes)
- **Connectivity:** BLE 5.0, NFC
- **RF Frequency:** 2402 MHz – 2480 MHz (Tx/Rx)
- **Dimension:** 85 x 62 x 15mm

[Product overview]

- This product connects to the gateway is allowing you to utilize various measurement

services provided by m2cloud.

[Product contents]

- LogTrack BLE device 1ea(with AAA x 2ea), User manual

[others]

- This device is powered by two AAA batteries, and the battery life is about 3 years.
Please contact us at the address below if you have any problems during use.

CONTACT INFORMATION

- M2cloud Inc
- 422-ho, A-dong, Tera Tower, 167, Songpadaero, Songpa-gu, Seoul, KOREA
- <http://m2cloud.kr>
- **Tel)** 82-70-5224-1876
- **Fax)** 82-2-6007-1490

FCC

FCC Information to User

This equipment has been tested and found to comply with the limits for a Class B digital device, pursuant to part 15 of the FCC Rules. These limits are designed to provide reasonable protection against harmful interference in a residential installation. This equipment generates, uses and can radiate radio frequency energy and, if not installed and used in accordance with the instructions, may cause harmful interference to radio communications. However, there is no guarantee that interference will not occur in a particular installation. If this equipment does cause harmful interference to radio or television reception, which can be determined by turning the equipment off and on, the user is encouraged to try to correct the interference by one or more of the following measures:

- Reorient or relocate the receiving antenna.
- Increase the separation between the equipment and receiver.

- Connect the equipment into an outlet on a circuit different from that to which the receiver is connected.
- Consult the dealer or an experienced radio/TV technician for help.

Caution

- Modifications not expressly approved by the party responsible for compliance could void the user's authority to operate the equipment.

FCC Compliance Information:

This device complies with Part 15 of the FCC Rules.

Operation is subject to the following two conditions:

1. This device may not cause harmful interference, and
2. this device must accept any interference received, including interference that may cause undesired operation.

IMPORTANT NOTE:

FCC RF Radiation Exposure Statement: This equipment complies with FCC RF radiation exposure limits set forth for an uncontrolled environment.


Copyright ©m2Cloud Inc. All Rights Reserved

FAQs

- **Q: How do I check the battery level on the device?**
 - **A:** The battery level display is shown on the device's screen, indicating the current status of the batteries.
- **Q: How often is the temperature information updated?**
 - **A:** The temperature information is updated every minute and displayed on the screen for real-time monitoring.
- **Q: What should I do in case of a temperature sensor error?**
 - **A:** If you encounter a temperature sensor error, please check the temperature

sensor for any issues and contact customer support for assistance if needed.

Documents / Resources

	m2cloud LogTrack BLE m2sn203D, m2sn203A USB Bluetooth Data Logger [pdf] User Manual 2BLSJ-LOGTRACK-BLE, 2BLSJLOGTRACKBLELogTrack, LogTrack BLE m2sn203D m2sn203A USB Bluetooth Data Logger, LogTrack BLE m2sn203D m2sn203A, LogTrack BLE, USB Bluetooth Data Logger, Bluetooth Data Logger, Data Logger, Logger
---	--

References

- [User Manual](#)

📁 m2cloud

💎 2BLSJ-LOGTRACK-BLE, 2BLSJLOGTRACKBLELogTrack, Bluetooth Data Logger, Data Logger, Logger, LogTrack BLE, LogTrack BLE m2sn203D m2sn203A, LogTrack BLE m2sn203D m2sn203A USB Bluetooth Data Logger, m2cloud, USB Bluetooth Data Logger

Leave a comment

Your email address will not be published. Required fields are marked *

Comment *

Name

Email

Website

☐ Save my name, email, and website in this browser for the next time I comment.

Post Comment

Search:

e.g. whirlpool wrf535swhz

Search

[Manuals+](#) | [Upload](#) | [Deep Search](#) | [Privacy Policy](#) | [@manuals.plus](#) | [YouTube](#)

This website is an independent publication and is neither affiliated with nor endorsed by any of the trademark owners. The "Bluetooth®" word mark and logos are registered trademarks owned by Bluetooth SIG, Inc. The "Wi-Fi®" word mark and logos are registered trademarks owned by the Wi-Fi Alliance. Any use of these marks on this website does not imply any affiliation with or endorsement.