

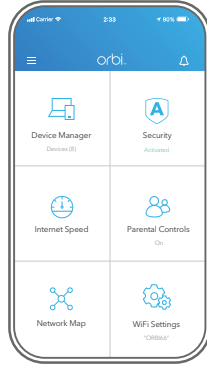
Let's get started



1

Launch the Orbi app

Launch the NETGEAR Orbi app.



2

Add the Orbi satellite

Tap **≡ > ADD SATELLITE.**



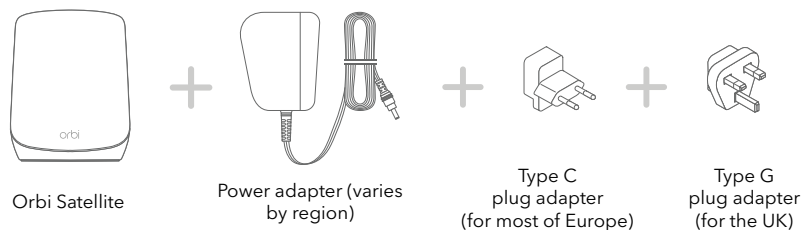
3

Install the Orbi satellite

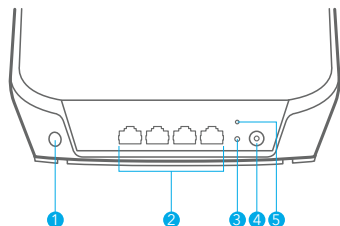
Follow the prompts to install.

Contents

Power adapters vary by region. Packages in some regions might also include plug adapters.



Overview



- 1 Sync button
- 2 Ethernet ports
- 3 Power LED
- 4 Power connection
- 5 Reset button

NETGEAR®

NETGEAR, Inc.
350 East Plumeria Drive
San Jose, CA 95134, USA

© NETGEAR, Inc., NETGEAR and the NETGEAR Logo are trademarks of NETGEAR, Inc. Any non-NETGEAR trademarks are used for reference purposes only.



November 2022

Support and Community

Visit netgear.com/support to get your questions answered and access the latest downloads.

You can also check out our NETGEAR Community for helpful advice at community.netgear.com.

Regulatory and Legal

For regulatory compliance information including the EU Declaration of Conformity, visit <https://www.netgear.com/about/regulatory/>.

See the regulatory compliance document before connecting the power supply.

NETGEAR INTERNATIONAL LTD

Floor 6, Penrose Two,
Penrose Dock, Cork,
T23 YY09, Ireland