

# INSTRUCTION MANUAL



## Light Kit for Captain America: Civil War Action Battle 76314



# Thank You

For Purchasing this product. To give you the perfect hidden-line effect, we use severely thin aviation-grade wire with high tension and pressure tolerance. However, due to its thin nature, be careful not to cut through it as it might be susceptible to shearing during installation. Always be careful not to press brick pieces down on the wire.



# Let's Get Started

if you face any challenges, please feel free to reach out via **support@gameofbricks.eu** Please note that we offer 2 years of free light kit maintenance.



## Step 1 (Bag 1)



## Step 1 (Bag 1)



## Step 1 (Bag 1)




## Step 1 (Bag 1)




## Step 1 (Bag 1)



## Step 1 (Bag 1)




## Step 1 (Bag 1)



## Step 1 (Bag 1)



## Step 2 (Bag 2)



## Step 2 (Bag 2)




## Step 2 (Bag 2)



## Step 3 (Bag 3)




## Step 3 (Bag 3)



## Step 3 (Bag 3)



### Step 3 (Bag 3)




## Step 3 (Bag 3)



## Step 3 (Bag 3)




## Step 4 (Bag 4)



## Step 4 (Bag 4)



## Step 4 (Bag 4)



## Step 4 (Bag 4)





## Step 4 (Bag 4)



## Step 4 (Bag 4)




## Step 4 (Bag 4)



## Step 4 (Bag 4)



## Step 5





Connect light kit to the battery box and installation will be complete. If you would like to use another power source, please make sure the maximum voltage is 6V.

