



INTRODUCTION

This Technical Service Manual has been compiled to provide the most recent service information for the International Built-in Series units prior to serial #4100000. This information will enable the service technician to troubleshoot and diagnose malfunctions, perform necessary repairs, and return a unit to proper operational condition.

The service technician should read the complete instructions contained in this manual before initiating any repairs on an ICBBI Series unit.

IMPORTANT SAFETY INFORMATION

Below are Product Safety Labels used in this manual. The "Signal Words" used are **WARNING** or **CAUTION**.

When reviewing this manual, please note these different Product Safety Labels placed at the beginning of certain sections of this manual. You must follow the instructions given in the boxes of the Product Safety Labels in order to avoid personal injury and/or product damage.

The sample Product Safety Labels below illustrate the precautions that should be taken when the signal word is observed.

WARNING

INDICATES HAZARDOUS OR UNSAFE PRACTICES THAT COULD RESULT IN SEVERE PERSONAL INJURY OR DEATH.

CAUTION

Indicates hazardous or unsafe practices that could result in minor personal injury, and/or product damage, and/or property damage.

In addition, please pay attention to the signal word **"NOTE"**, which highlights information that is especially important for the topic being covered.

TECHNICAL ASSISTANCE

With questions regarding a Sub-Zero appliance and/or this manual, please contact:

*Sub-Zero, Inc.
ATTN: Service Department
P.O. Box 44988
Madison, Wisconsin, USA, 53744-4988*

*Customer Service & Parts / Warranty Claims
Domestic Toll Free Phone #: (800) 222 - 7820
International Toll Charge Phone #: (608) 271 - 2233*

*Technical Assistance
Domestic Toll Free Phone #: (800) 919 - 8324
International Toll Charge Phone #: (608) 271 - 2233*

*Customer Service & Technical Assistance
International Toll Charge Facsimile #: (608) 441 - 5887*

*Parts / Warranty Claims
International Toll Charge Facsimile #: (608) 441 - 5886*

*Service Department e-mail Address
customerservice@subzero.com*

*Office Hours:
7:00 AM to 7:00 PM Central Time
Monday through Friday*

This manual is designed to be used by Authorized Service Personnel only. Sub-Zero, Inc. assumes no responsibility for any repairs made on Sub-Zero refrigeration units by anyone other than Authorized Service Technicians.

Information and images contained in this manual are the copyright property of Sub-Zero, Inc. Neither this manual nor any information or images contained herein may be copied or used in whole or in part without the express written consent of Sub-Zero, Inc.

© Sub-Zero, Inc. all rights reserved.



WARRANTY INFORMATION

The ICBBI Series carries no factory warranty. However, the Product Distributor or the Appliance Dealer may offer their own warranty. For this reason the model and serial number may be important information. See Serial Tag Layout diagram below.

Notes:

- The serial tag on ALL-REFRIGERATOR and ALL-FREEZER models is located by the top door hinge in the refrigeration compartment.
- The serial tag on SIDE-BY-SIDE models is located by the top door hinge in the freezer compartment.
- The serial tag on OVER / UNDER models is located by the top door hinge in the refrigerator compartment.

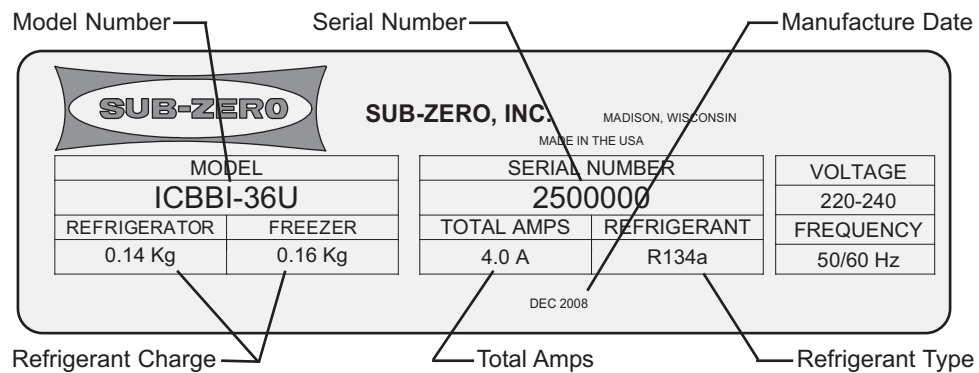


Figure 1-1. Serial Tag Layout



MODEL DESCRIPTIONS

The diagram below (See Figure 1-2) explains the full model number code of the Built-in Series. The tables starting on the following page list the basic model numbers, which are all the digits up to the letter after the first forward slash, and are accompanied by diagrams of the basic models.

NOTE: Functional parts are common to each model configuration, meaning for example, models ICBBI-36UG/S/PH-RH, ICBBI-36UG/S/PH-LH, ICBBI-36UG/S/TH-RH, ICBBI-36UG/S/TH-LH, etc., will utilize common functional parts. For this reason, only the basic model numbers are used in this manual, unless otherwise specified.

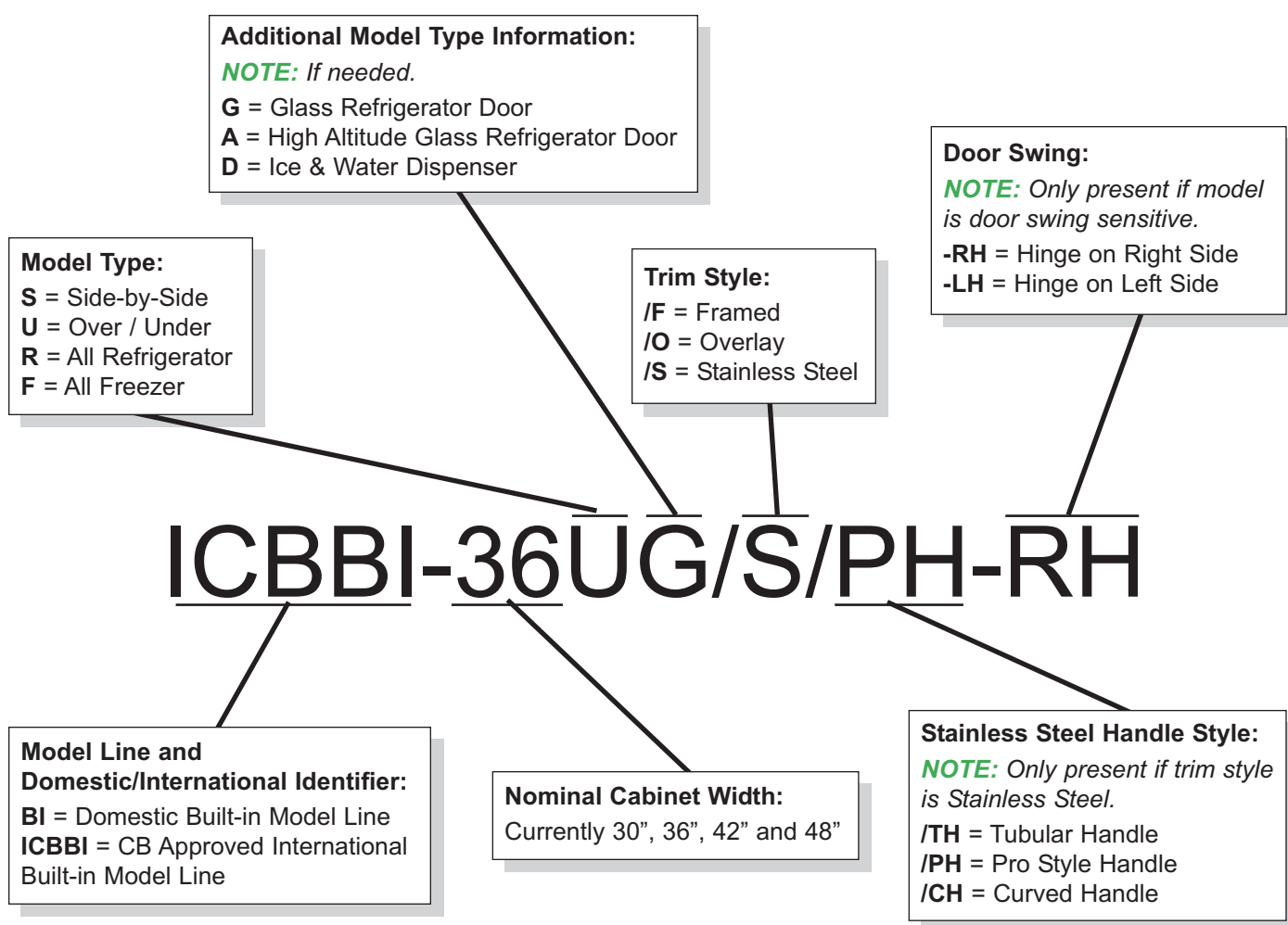




Figure 1-2. Model Number Code



MODEL	DESCRIPTION
ICBBI-36R/F	International CB Approved Built-In Series, 36" Wide, All- Refrigerator , Framed Door Trim with Handle, Louver Grille (Standard)
ICBBI-36R/O	International CB Approved Built-In Series, 36" Wide, All- Refrigerator , Overlay Door Trim (No Handle), Panel Grille (Standard)
ICBBI-36R/S	International CB Approved Built-In Series, 36" Wide, All- Refrigerator , Classic Stainless Steel Wrapped Door, Stainless Steel Grille (Standard)

**Model ICBBI-36R**

MODEL	DESCRIPTION
ICBBI-36RG/F	International CB Approved Built-In Series, 36" Wide, All- Refrigerator , Glass Door , Framed Door Trim with Handle, Louver Grille (Standard)
ICBBI-36RA/F	<i>(Same as above with High Altitude Glass)</i>
ICBBI-36RG/O	International CB Approved Built-In Series, 36" Wide, All- Refrigerator , Glass Door , Overlay Door Trim (No Handle), Panel Grille (Standard)
ICBBI-36RA/O	<i>(Same as above with High Altitude Glass)</i>
ICBBI-36RG/S	International CB Approved Built-In Series, 36" Wide, All- Refrigerator , Glass Door , Classic Stainless Steel Wrapped Door, Stainless Steel Grille (Standard)
ICBBI-36RA/S	<i>(Same as above with High Altitude Glass)</i>

**Model ICBBI-36RG**




MODEL	DESCRIPTION
ICBBI-36F/F	International CB Approved Built-In Series, 36" Wide, All-Freezer, Framed Door Trim with Handle, Louver Grille (Standard)
ICBBI-36F/O	International CB Approved Built-In Series, 36" Wide, All-Freezer, Overlay Door Trim (No Handle), Panel Grille (Standard)
ICBBI-36F/S	International CB Approved Built-In Series, 36" Wide, All-Freezer, Classic Stainless Steel Wrapped Door, Stainless Steel Grille (Standard)




Model ICBBI-36F

MODEL	DESCRIPTION
ICBBI-30U/F	International CB Approved Built-In Series, 30" Wide, Over/ Under , Framed Door Trim with Handles, Louver Grille (Standard)
ICBBI-30U/O	International CB Approved Built-In Series, 30" Wide, Over/ Under , Overlay Door Trim (No Handles), Panel Grille (Standard)
ICBBI-30U/S	International CB Approved Built-In Series, 30" Wide, Over/ Under , Classic Stainless Steel Wrapped Doors, Stainless Steel Grille (Standard)



Model ICBBI-30U


MODEL	DESCRIPTION
ICBBI-30UG/F	International CB Approved Built-In Series, 30" Wide, Over/ Under , Glass Refrigerator Door , Framed Door Trim with Handles, Louver Grille (Standard)
ICBBI-30UA/F	(Same as above with High Altitude Glass)
ICBBI-30UG/O	International CB Approved Built-In Series, 30" Wide, Over/ Under , Glass Refrigerator Door , Overlay Door Trim (No Handles), Panel Grille (Standard)
ICBBI-30UA/O	(Same as above with High Altitude Glass)
ICBBI-30UG/S	International CB Approved Built-In Series, 30" Wide, Over/ Under , Glass Refrigerator Door , Classic Stainless Steel Wrapped Doors, Stainless Steel Grille (Standard)
ICBBI-30UA/S	(Same as above with High Altitude Glass)




Model ICBBI-30UG



MODEL	DESCRIPTION
ICBBI-36U/F	International CB Approved Built-In Series, 36" Wide, Over/ Under , Framed Door Trim with Handles, Louver Grille (Standard)
ICBBI-36U/O	International CB Approved Built-In Series, 36" Wide, Over/ Under , Overlay Door Trim (No Handles), Panel Grille (Standard)
ICBBI-36U/S	International CB Approved Built-In Series, 36" Wide, Over/ Under , Classic Stainless Steel Wrapped Doors, Stainless Steel Grille (Standard)

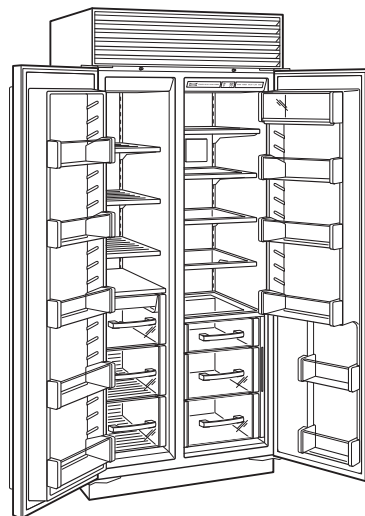
**Model ICBBI-36U**

MODEL	DESCRIPTION
ICBBI-36UG/F	International CB Approved Built-In Series, 36" Wide, Over/ Under , Glass Refrigerator Door, Framed Door Trim with Handles, Louver Grille (Standard)
ICBBI-36UA/F	<i>(Same as above with High Altitude Glass)</i>
ICBBI-36UG/O	International CB Approved Built-In Series, 36" Wide, Over/ Under , Glass Refrigerator Door, Overlay Door Trim (No Handles), Panel Grille (Standard)
ICBBI-36UA/O	<i>(Same as above with High Altitude Glass)</i>
ICBBI-36UG/S	International CB Approved Built-In Series, 36" Wide, Over/ Under , Glass Refrigerator Door, Classic Stainless Steel Wrapped Doors, Stainless Steel Grille (Standard)
ICBBI-36UA/S	<i>(Same as above with High Altitude Glass)</i>

**Model ICBBI-36UG**




MODEL	DESCRIPTION
ICBBI-36S/F	International CB Approved Built-In Series, 36" Wide, Side-by-Side , Framed Door Trim with Handles, Louver Grille (Standard)
ICBBI-36S/O	International CB Approved Built-In Series, 36" Wide, Side-by-Side , Overlay Door Trim (No Handles), Panel Grille (Standard)
ICBBI-36S/S	International CB Approved Built-In Series, 36" Wide, Side-by-Side , Classic Stainless Steel Wrapped Doors, Stainless Steel Grille (Standard)



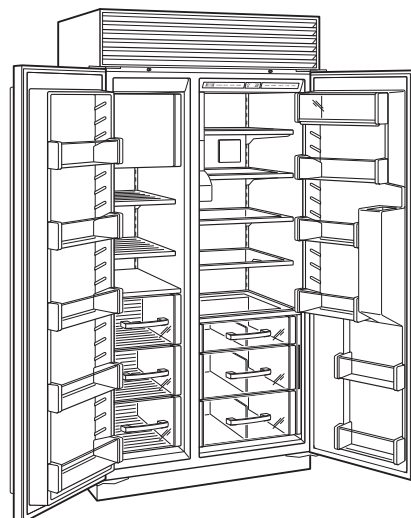
Model ICBBI-36S

MODEL	DESCRIPTION
ICBBI-42S/F	International CB Approved Built-In Series, 42" Wide, Side-by-Side , Framed Door Trim with Handles, Louver Grille (Standard)
ICBBI-42S/O	International CB Approved Built-In Series, 42" Wide, Side-by-Side , Overlay Door Trim (No Handles), Panel Grille (Standard)
ICBBI-42S/S	International CB Approved Built-In Series, 42" Wide, Side-by-Side , Classic Stainless Steel Wrapped Doors, Stainless Steel Grille (Standard)



Model ICBBI-42S

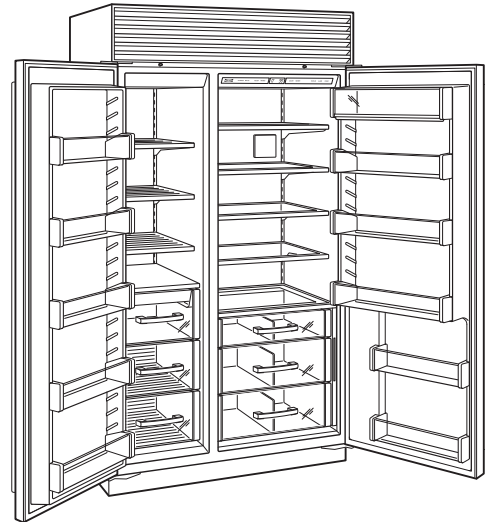
MODEL	DESCRIPTION
ICBBI-42SD/F	International CB Approved Built-In Series, 42" Wide, Side-by-Side , Ice/Water Dispenser , Framed Door Trim with Handles, Louver Grille (Standard)
ICBBI-42SD/O	International CB Approved Built-In Series, 42" Wide, Side-by-Side , Ice/Water Dispenser , Overlay Door Trim (No Handles), Louver Grille (Standard)
ICBBI-42SD/S	International CB Approved Built-In Series, 42" Wide, Side-by-Side , Ice/Water Dispenser , Classic Stainless Steel Wrapped Doors, Louver Grille (Standard)



Model ICBBI-42SD

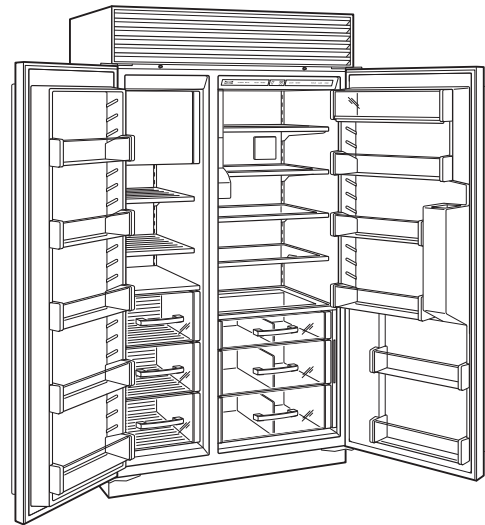


MODEL	DESCRIPTION
ICBBI-48S/F	International CB Approved Built-In Series, 48" Wide, Side-by-Side , Framed Door Trim with Handles, Louver Grille (Standard)
ICBBI-48S/O	International CB Approved Built-In Series, 48" Wide, Side-by-Side , Overlay Door Trim (No Handles), Panel Grille (Standard)
ICBBI-48S/S	International CB Approved Built-In Series, 48" Wide, Side-by-Side , Classic Stainless Steel Wrapped Doors, Stainless Steel Grille (Standard)



Model ICBBI-48S

MODEL	DESCRIPTION
ICBBI-48SD/F	International CB Approved Built-In Series, 48" Wide, Side-by-Side , Ice/Water Dispenser , Framed Door Trim with Handles, Louver Grille (Standard)
ICBBI-48SD/O	International CB Approved Built-In Series, 48" Wide, Side-by-Side , Ice/Water Dispenser , Overlay Door Trim (No Handles), Louver Grille (Standard)
ICBBI-48SD/S	International CB Approved Built-In Series, 48" Wide, Side-by-Side , Ice/Water Dispenser , Classic Stainless Steel Wrapped Doors, Louver Grille (Standard)



Model ICBBI-48SD