

# 24" Bar Handle Dishwasher

100 Series Plus – Stainless Steel SHX4AEF5N



**SHX4AEF5N**  
Stainless Steel

**With Bosch PrecisionWash<sup>®</sup>, just scrape and load. No pre-rinsing required for a beautiful clean.**

### Features & Benefits

- 48 dBA: Quietest dishwasher brand in North America.<sup>1</sup>
- RackMatic<sup>®</sup> adjusts the upper rack to 9 different positions, allowing for taller items like stemware or leaving room for pots and pans below.
- Home Connect<sup>®</sup> lets you monitor and control your appliance remotely, via the Home Connect<sup>®</sup> app.
- 24/7 Overflow Protection System<sup>®</sup> helps prevent water leaks, even when your dishwasher is off.
- The Favorite button allows you to easily access your preferred cycle/option combination with 1 touch.

General Properties	
Wash cycles (control panel)	5 (Heavy, Auto, Normal, Speed60 (1hr Wash), Favorite)
Additional wash cycles (in Home Connect <sup>®</sup> )	3 (Delicate, Rinse, MachineCare)
Options (control panel)	3 (Sanitize, Remote Start, Extra Dry)
Additional options (in Home Connect <sup>®</sup> )	4 (Half Load, Eco, Extra Quiet, Fast Forward)
dBA	48 dBA
Wash system	PrecisionWash <sup>®</sup>
Drying system	PureDry <sup>®</sup>
Third rack	No
Rack adjustability	RackMatic <sup>®</sup>
Tub material	Stainless steel/polypropylene
Concealed water heating element	Yes
Leak protection system	24/7 Overflow Protection
NSF <sup>®</sup> -certified <sup>2</sup> sanitize option	Yes
Water softener	No
Five-level wash	Yes
Child Lock button suspension	No
Home Connect <sup>®</sup> (Wi-Fi enabled)	Yes
Anti-Fingerprint Finish	Yes
Special features	InfoLight <sup>®</sup>
Efficiency	
Water usage per cycle	3.5 gal
Total annual energy consumption	269 kWh

Capacity	
Number of place settings	14
Technical Details	
Watts	1440 W
Current	12 Amps
Volts	120 V
Frequency	60 Hz
Power cord full length	67"
Power cord install length from edge of unit when facing the door	Left – 45" Right – 50"
Minimum water pressure	14 lb/sin
Length outlet hose	90 1/2"
Dimensions & Weight	
Overall appliance dimensions (HxWxD)	33 7/8" x 23 9/16" x 22 9/16"
Required cutout size (HxWxD)	33 7/8" x 24" x 24"
Adjustable feet	Yes
Net weight	65 lbs
Accessories—Optional	
Supply Hose Kit with Elbow	SMZSH1ABUC
Junction Box	SMZPCJB1UC
Drain Hose Extension Kit	SGZ1010UC
Edge Protector + Power Cord Clip Install Kit	SMZEPCC1UC



<sup>1</sup>Based on an average of sound ratings of 24" Full Size Stainless Steel Tub dishwashers contained in major brands websites. Major brands defined as Yipit Top 5 Market Share December 2024.

<sup>2</sup>Certification to NSF/ANSI Standard 184 for residential dishwashers.

**Accessories:** To purchase Bosch accessories, cleaners & parts please visit [www.bosch-home.com/us/store](http://www.bosch-home.com/us/store) or call 1-800-944-2904 (Mon to Fri 5 am to 6 pm PST, Sat 6 am to 3 pm PST).

**Notes:** All height, width and depth dimensions are shown in inches. BSH reserves the absolute and unrestricted right to change product materials and specifications, at any time, without notice. Consult the product's installation instructions for final dimensional data and other details prior to making cutout.

**Warranties:** Please see Use & Care manual or Bosch website for statement of limited warranty.

**For more information on our entire line of products, go to [www.bosch-home.com/us](http://www.bosch-home.com/us) or call 1-800-944-2904**

© BSH Home Appliances Corporation. All rights reserved. Bosch is a registered trademark of Robert Bosch GmbH.

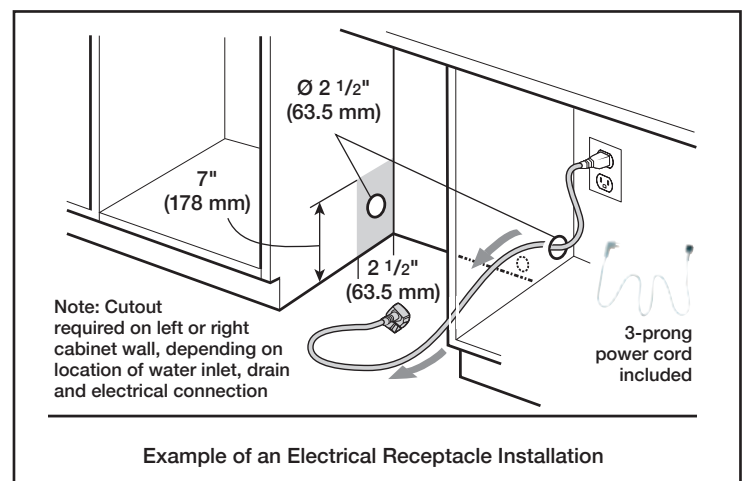
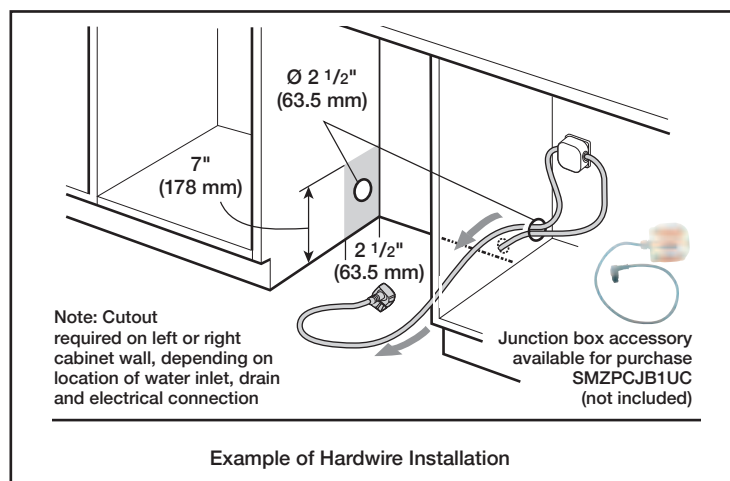
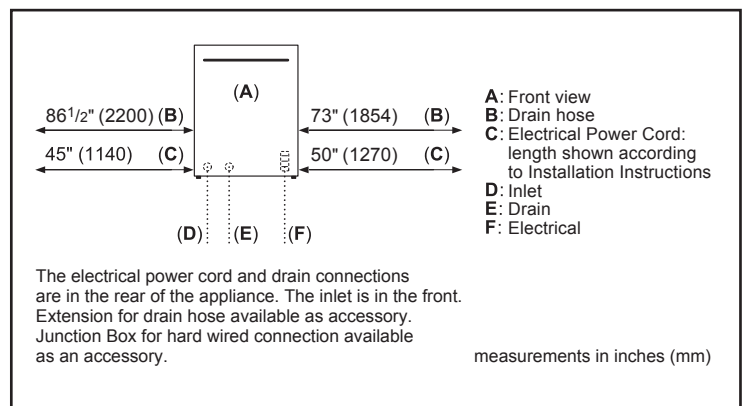
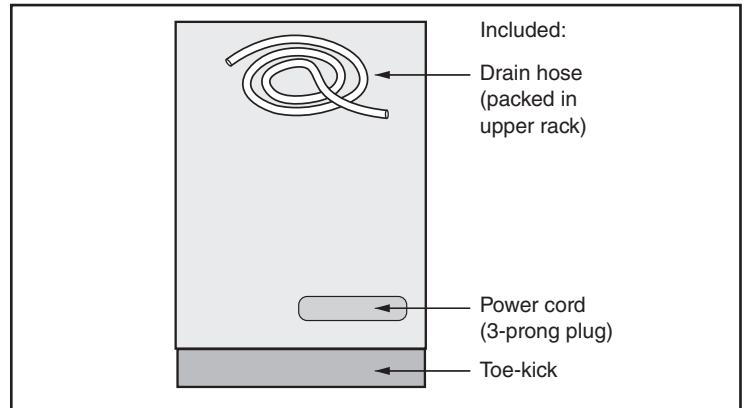
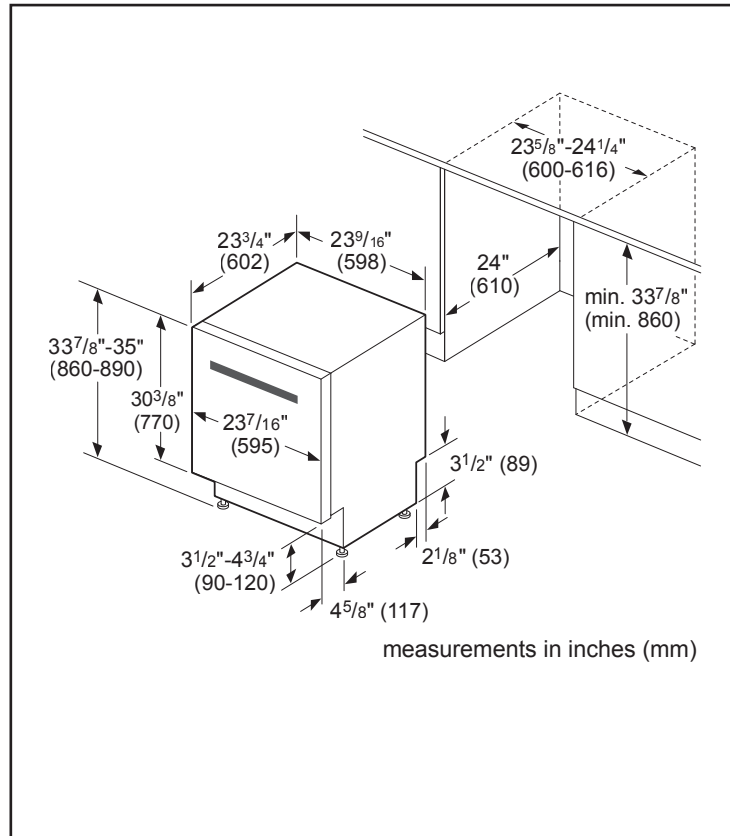
# 24" Bar Handle Dishwasher

100 Series Premium – Stainless Steel SHX4AEF5N



**BOSCH**  
Invented for life

## Installation Details



**Accessories:** To purchase Bosch accessories, cleaners & parts please visit [www.bosch-home.com/us/store](http://www.bosch-home.com/us/store) or call 1-800-944-2904 (Mon to Fri 5 am to 6 pm PST, Sat 6 am to 3 pm PST).

**Notes:** All height, width and depth dimensions are shown in inches. BSH reserves the absolute and unrestricted right to change product materials and specifications, at any time, without notice. Consult the product's installation instructions for final dimensional data and other details prior to making cutout.

**Warranties:** Please see Use & Care manual or Bosch website for statement of limited warranty.

**For more information on our entire line of products, go to [www.bosch-home.com/us](http://www.bosch-home.com/us) or call 1-800-944-2904**

© BSH Home Appliances Corporation. All rights reserved. Bosch is a registered trademark of Robert Bosch GmbH.

# 24" Bar Handle Dishwasher

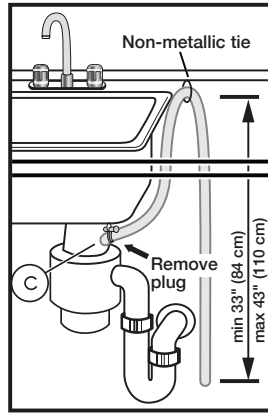
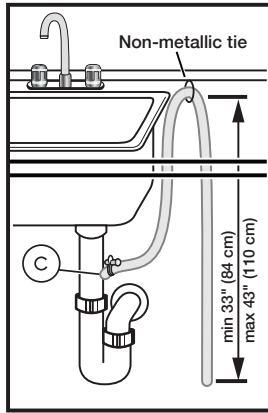
100 Series Premium – Stainless Steel SHX4AEF5N



**BOSCH**

Invented for life

## Installation Details



Note: Plumbing installations will vary - refer to local codes. Drain hose included is 90 1/2" (230 cm) and can be extended to a maximum of 168 1/2" (428 cm).

Always use the approved drain hose extension kit (SGZ1010UC).

Ensure a portion of the drain hose is raised between min. 33" (84 cm) and max. 43" (110 cm) above the cabinet floor.

**Accessories:** To purchase Bosch accessories, cleaners & parts please visit [www.bosch-home.com/us/store](http://www.bosch-home.com/us/store) or call 1-800-944-2904 (Mon to Fri 5 am to 6 pm PST, Sat 6 am to 3 pm PST).

**Notes:** All height, width and depth dimensions are shown in inches. BSH reserves the absolute and unrestricted right to change product materials and specifications, at any time, without notice. Consult the product's installation instructions for final dimensional data and other details prior to making cutout.

**Warranties:** Please see Use & Care manual or Bosch website for statement of limited warranty.

**For more information on our entire line of products, go to [www.bosch-home.com/us](http://www.bosch-home.com/us) or call 1-800-944-2904**

© BSH Home Appliances Corporation. All rights reserved. Bosch is a registered trademark of Robert Bosch GmbH.