


**Product Image**

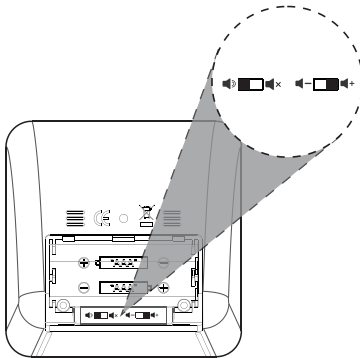
Visual Countdown Disc      Rotary Knob




TM021-V20241231

-01-

= Unmuted      = Mute  
 = Low Volume      = High Volume




-02-

**Insert Batteries**


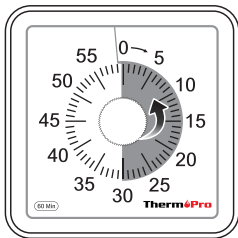
This timer operates on 2 x AAA batteries.  
 When the battery is low, the timer will beep every two seconds until the timer is unable to beep.

-03-


## How to use



- 1** Turn the knob in clockwise to desired time to start timer



- 2** The disc will disappear counterclockwise as time passes



- 3** When the color is gone, the time is up, and the bell rings

- \* Turn the knob clockwise and then back to "0" quickly to turn off alarm, the alarm will also automatically turn off after 10 seconds.
- \* Do NOT turn the knob counterclockwise when the disc on the "0" position, otherwise the clockwork will be damaged.

## Limited One-Year Warranty

ThermoPro warrants this product to be free of defects in parts, materials and workmanship for a period of one year, from date of purchase.

Should any repairs or servicing under this warranty be required, contact Customer Service by phone or email for instructions on how to pack and ship the product to ThermoPro.

This warranty gives you specific legal rights and you may also have other rights which vary from state to state.

## Customer Service

Telephone: 1-877-515-7797(USA & Canada)

Email: [service@buythermopro.com](mailto:service@buythermopro.com)

Hours: Weekdays 8:00 AM- 8:00 PM EST