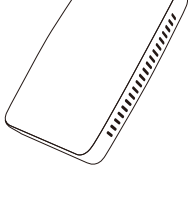


# USER MANUAL

## All-in-One Multimedia Adapter

English / 日本語 / 한국어 / Deutsch / Français/  
Español / Italiano / Português



### What's in the box

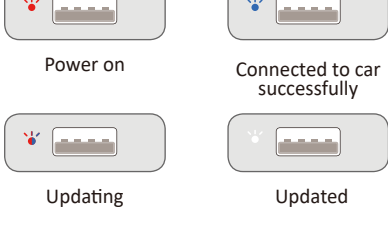
- All-in-one adapter \*1
- USB cable (Type-C to A) \*1
- USB cable (Type-C to C) \*1
- User manual \*1

### Interfaces



- ① USB Type-C port: connect to car
- ② LED indicator
- ③ USB-A port: for USB flash drive music/video playback and firmware update.

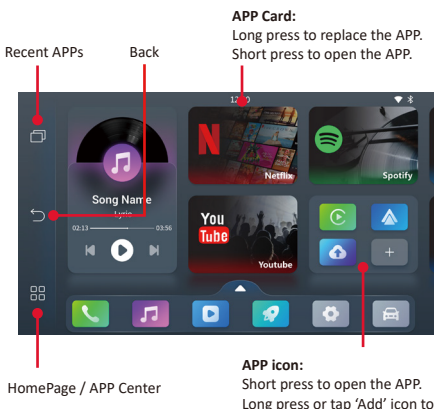
### LED indicator



### Connection diagram

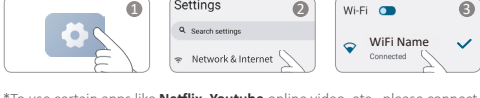


### User interface



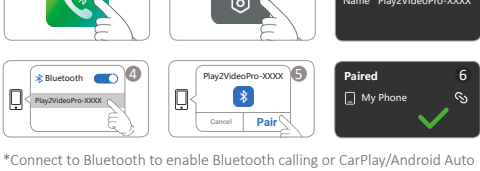
### Quick settings

#### ● Connect to WiFi network




\*To use certain apps like **Netflix**, **Youtube** online video, etc., please connect to the internet. Check the instructions for connecting to the network.

#### ● Pairing your mobile phone with Bluetooth



\*Connect to Bluetooth to enable Bluetooth calling or CarPlay/Android Auto functionality.


#### ● Disconnect Bluetooth



#### ● Forget the Device



#### ● Setting up wireless Android Auto

After connected the Bluetooth, you need to tap  in your car screen, and allow all pop-up in your phone(if it has), then you will connect to Android Auto after a few second.

#### ● Setting up wireless CarPlay

After connected the Bluetooth, you need to tap  in your car screen, and tap 'Use CarPlay' in your iPhone, then you will connect to CarPlay after a few second