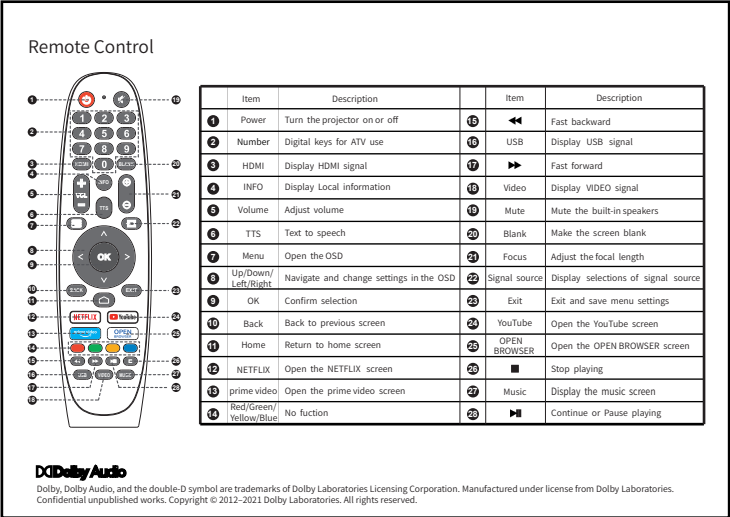
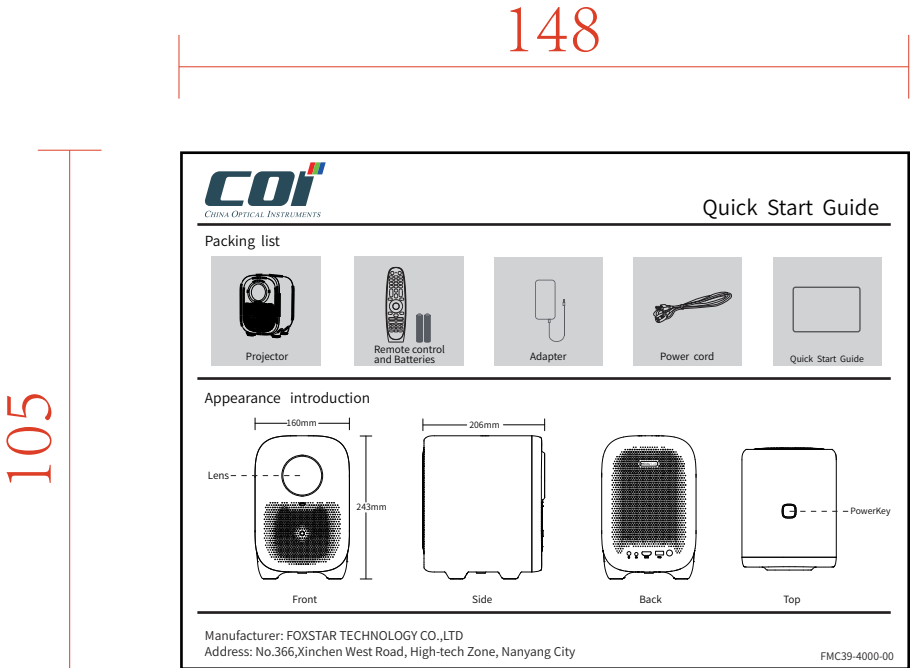



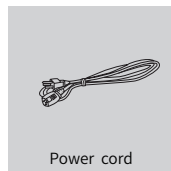
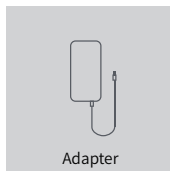
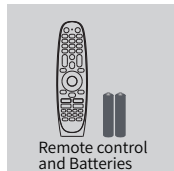
批准	确认	制图者
张昇	赵庆伟	靳仪恩



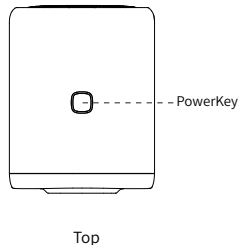
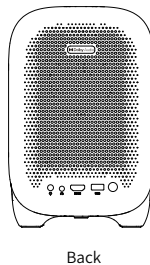

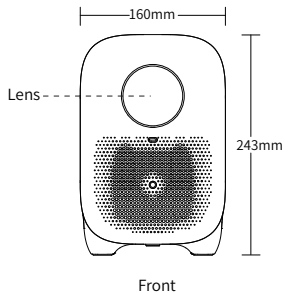
纸张大小:148*105mm
双面印刷,印刷参考印刷图档

测试项目		< 注意事项 >		项目	部品名称	材质编号	材质中文名称	材质英文名称	厚度	备注:	品 名	青鸟说明书	绘图日期	2022.09.23
		IM/VVY 1, 装订不可跳页, 折损, 掉页 2, 印刷文字不可断线或模糊不清 3, 印刷颜色不可有色偏, 脏点 4, 裁切不可歪斜 5, 装裱不能有胶溢出		①		--	100G双胶纸	--	T=0.2mm	以样品为最终检验标准	机 种		外型公差	±1mm
				②	--	--	--	--	--		型 号		加工处理	双面印刷
				③	--	--	--	--	--		品 牌			
				④	--	--	--	--	--		客户料号		印刷色	根据图纸颜色印刷, LOGO及遥控器彩色印刷, 其他字体黑色印刷
				⑤	--	--	--	--	--		P C 料号	FMC39-4000-00		
				⑥	--	--	--	--	--					
					--	--	--	--	--					
					--	--	--	--	--					

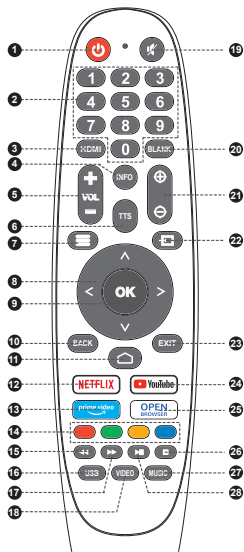
Packing list



Appearance introduction



Remote Control



	Item	Description		Item	Description
1	Power	Turn the projector on or off	15	Fast backward	Fast backward
2	Number	Digital keys for ATV use	16	USB	Display USB signal
3	HDMI	Display HDMI signal	17	Fast forward	Fast forward
4	INFO	Display Local information	18	Video	Display VIDEO signal
5	Volume	Adjust volume	19	Mute	Mute the built-in speakers
6	TTS	Text to speech	20	Blank	Make the screen blank
7	Menu	Open the OSD	21	Focus	Adjust the focal length
8	Up/Down/Left/Right	Navigate and change settings in the OSD	22	Signal source	Display selections of signal source
9	OK	Confirm selection	23	Exit	Exit and save menu settings
10	Back	Back to previous screen	24	YouTube	Open the YouTube screen
11	Home	Return to home screen	25	OPEN BROWSER	Open the OPEN BROWSER screen
12	NETFLIX	Open the NETFLIX screen	26	Stop playing	Stop playing
13	prime video	Open the prime video screen	27	Music	Display the music screen
14	Red/Green/Yellow/Blue	No fuction	28	Continue or Pause playing	Continue or Pause playing



Dolby, Dolby Audio, and the double-D symbol are trademarks of Dolby Laboratories Licensing Corporation. Manufactured under license from Dolby Laboratories. Confidential unpublished works. Copyright © 2012–2021 Dolby Laboratories. All rights reserved.

FCC Statement

This device complies with part 15 of the FCC Rules. Operation is subject to the following two conditions:

- (1) This device may not cause harmful interference, and
- (2) This device must accept any interference received, including interference that may cause undesired operation.

Any Changes or modifications not expressly approved by the party responsible for compliance could void the user's authority to operate the equipment.

Note: This equipment has been tested and found to comply with the limits for a Class B digital device, pursuant to part 15 of the FCC Rules. These limits are designed to provide reasonable protection against harmful interference in a residential installation. This equipment generates uses and can radiate radio frequency energy and, if not installed and used in accordance with the instructions, may cause harmful interference to radio communications. However, there is no guarantee that interference will not occur in a particular installation. If this equipment does cause harmful interference to radio or television reception, which can be determined by turning the equipment off and on, the user is encouraged to try to correct the interference by one or more of the following measures:

- ▶ -Reorient or relocate the receiving antenna.
- ▶ -Increase the separation between the equipment and receiver.
- ▶ -Connect the equipment into an outlet on a circuit different from that to which the receiver is connected.
- ▶ -Consult the dealer or an experienced radio/TV technician for help.

RF warning:

This equipment complies with FCC radiation exposure limits set forth for an uncontrolled environment. This equipment should be installed and operated with minimum distance 20cm between the radiator & your body.