

**Canon**

**RF**

**16mm F2.8 STM**

**Instructions**


**ENG**


# Thank you for purchasing a Canon product.

Canon RF16mm F2.8 STM is a ultra-wide lens for use with EOS R series cameras.

- “STM” stands for Stepping Motor.


## Conventions used in these instructions

 Warning to prevent lens or camera malfunction or damage.

 Supplementary notes on using the lens and taking pictures.

## Camera Firmware and Camera Applications

Please use the latest versions of firmware and applications with the camera in use. For details on whether the firmware and applications in use are the latest version or not, and for details on updating them, please check the Canon website.

-  If the camera's\* firmware is not a compatible version, the following limitations will apply.
- Magnified view functionality is not available.
  - In some cases, the camera malfunction may occur.

\* Applies to the following camera models:  
EOS R and EOS RP

# Safety Precautions

Precautions to ensure that the camera is used safely. Read these precautions thoroughly. Make sure all details are observed in order to prevent risks and injury to the user and other people.



## Warning

Details pertaining to risks that may result in death or serious injury.

- **Do not look directly at the sun or other strong light sources through a lens.** This may result in loss of sight.
- **Do not leave a lens in the sun without the lens cap attached.** The lens may concentrate entering sunlight and cause a malfunction or fire.



## Caution

Details pertaining to risks that may result in injury or damage to other objects.

- **Do not leave the product in places exposed to extremely high or low temperatures.** The product may cause burns or injury when touched.

# General Precautions

## Handling Precautions

- Do not leave the product in excessive heat such as in a car in direct sunlight. High temperatures can cause the product to malfunction.
- If the lens is taken from a cold environment into a warm one, condensation may develop on the lens surface and internal parts. To prevent condensation in this case, first put the lens into an airtight plastic bag before taking it from a cold to warm environment. Then take out the lens after it has warmed gradually. Do the same when taking the lens from a warm environment into a cold one.
- Please also read any lens related handling precautions listed in your camera's instruction manual.

## Shooting Precautions

When the camera recovers from the auto power off status to the shooting-ready status, the front end of the lens moves in both AF/MF mode and an initial reset is performed on the focus lens.

- Do not shoot until the initial reset is completed.
- Focus again after recovering from the auto power off status.
- To maintain the focus position in the shooting-ready status, set [Auto power off] to [Disable] on the camera.

This device complies with Part 15 of the FCC Rules.

Operation is subject to the following two conditions: (1) This device may not cause harmful interference, and (2) this device must accept any interference received, including interference that may cause undesired operation.

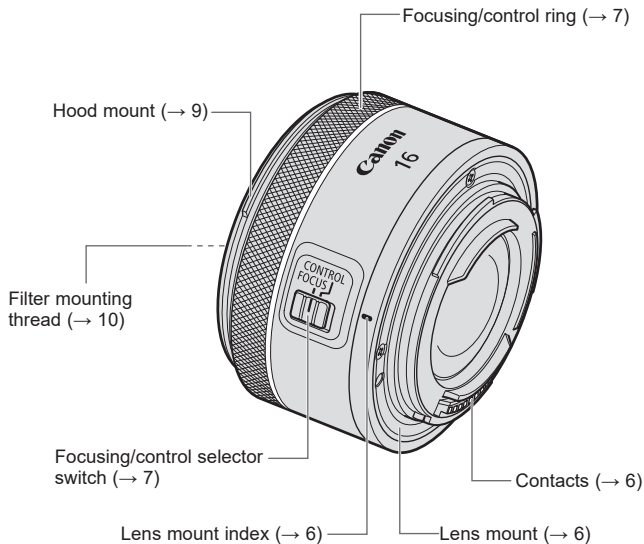
Do not make any changes or modifications to the equipment unless otherwise specified in the instructions. If such changes or modifications should be made, you could be required to stop operation of the equipment.

This equipment has been tested and found to comply with the limits for a class B digital device, pursuant to part 15 of the FCC Rules. These limits are designed to provide reasonable protection against harmful interference in a residential installation. This equipment generates, uses and can radiate radio frequency energy and, if not installed and used in accordance with the instructions, may cause harmful interference to radio communications.

However, there is no guarantee that interference will not occur in a particular installation. If this equipment does cause harmful interference to radio or television reception, which can be determined by turning the equipment off and on, the user is encouraged to try to correct the interference by one or more of the following measures:

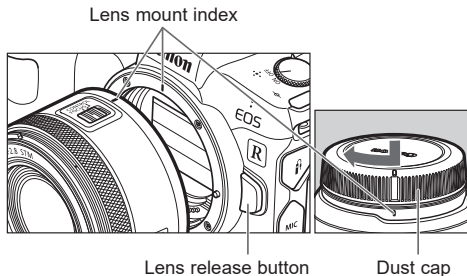
- Reorient or relocate the receiving antenna.
- Increase the separation between the equipment and receiver.
- Connect the equipment into an outlet on a circuit different from that to which the receiver is connected.
- Consult the dealer or an experienced radio/TV technician for help.

# Nomenclature



- For detailed information, reference page numbers are provided in parentheses (→ \*\*).

# 1. Attaching and Detaching the Lens



## Attaching the Lens

Align the lens mount indexes of the lens and camera, and turn the lens clockwise until you hear a click.

## Detaching the Lens

Turn the lens counterclockwise while pressing the camera's lens release button. Detach the lens once it has stopped turning.

Please refer to the camera's instructions for details.

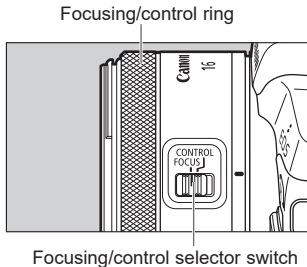


- Set the camera's power switch to OFF when attaching or detaching the lens.
- Attach the lens cap before detaching the lens from the camera.
- When the power switch of the camera is set to OFF, the focus lens pushed forward is automatically stored.\* Do not detach the lens until the lens is completely stored.
- After detaching the lens, place the lens with the rear end up and attach the dust cap to prevent the lens surface and contacts from getting scratched. Make sure the lens and dust cap mount indexes are aligned when attaching the dust cap.
- Contacts that are scratched, soiled, or have fingerprints on them may result in faulty connections or corrosion, which may lead to malfunctions. If the contacts get soiled, clean them with a soft cloth.

\* When the lens storage is set to ON on the camera.

## 2. Focusing/control ring

The focusing/control ring can be used as either a focusing ring or a control ring.



### Use as a Focusing Ring

Set the focusing/control selector switch to FOCUS. Set the focus mode (AF/MF) using the camera's menu.

To shoot in autofocus (AF) mode, set the camera's focus mode to AF.

To use only manual focusing (MF), set the camera's focus mode to MF, and focus by turning the focusing ring (focusing/control ring).



- This lens does not have a focus mode switch.
- Delayed focus may occur if the focusing ring (focusing/control ring) is quickly turned.
- Do not touch the operating part in the front of the lens while the focus lens is operating. If external pressure is applied to the moving part, the lens initialization may be performed to return the focus lens to the correct position for control purposes.



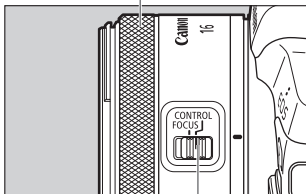
- The lens' focusing ring (focusing/control ring) is electronic.
- It is possible to set cameras that support electronic fulltime manual focusing to constant manual focusing when the camera is in the operational mode. However, the camera settings need to be changed.
- When AF operation is set to [ONE SHOT], manual focus is possible after autofocus has been completed by continuing to press the shutter button halfway. However, the camera settings need to be changed. Please refer to the camera's instructions for details.



## Focusing/control ring

The focusing/control ring can be used as either a focusing ring or a control ring.

Focusing/control ring



Focusing/control selector switch

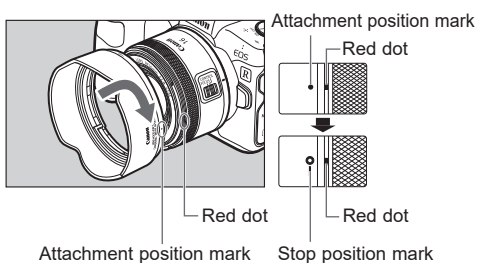
### Use as a Control Ring

Set the focusing/control selector switch to CONTROL. Set the control ring function using the camera's menu. The control ring can be assigned the functions that are commonly used with cameras, such as shutter speed and aperture settings.

Please refer to the camera's instructions for details on how to use the control ring.

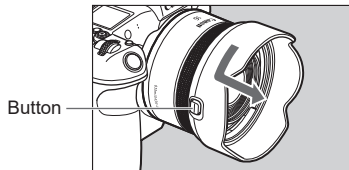
### 3. Hood (Sold separately)

The custom lens hood reduces unwanted light that causes flare and ghosting and protects the front of the lens from rain, snow, and dust.



#### Attaching the Hood

Align the red attachment position mark on the hood with the red dot on the front of the lens, and then turn the hood in the direction of the arrow until you hear a click.



#### Detaching the Hood

Keep your finger pressed down on the button located on the side of the hood, and then turn the hood in the direction of the arrow until the attachment position mark on the hood is aligned with the red dot on the front of the lens to detach it.

The hood can be reverse-mounted on the lens for storage.

- If the hood is not attached properly, vignetting (darkening of the perimeter of the picture) may occur.
- Grasp and turn the base of the hood when attaching and detaching it. There are cases in which it may become deformed if the hood is turned with it grasped near to the rim.

## 4. Filters (Sold separately)

You can attach filters to the filter mounting thread on the front of the lens.



- Only one filter may be attached.

# Specifications

<b>Focal Length/Aperture</b>	16mm f/2.8
<b>Lens Construction</b>	7 groups, 9 elements
<b>Maximum Aperture</b>	f/2.8
<b>Minimum Aperture</b>	f/22
<b>Angle of View</b>	Horizontal: 98°, Vertical: 74° 10', Diagonal: 108° 10'
<b>Min. Focusing Distance</b>	0.13 m/0.43 ft.
<b>Max. Magnification</b>	0.26x
<b>Field of View</b>	Approx. 135 x 90 mm/5.31 x 3.54 in. (at 0.13 m/0.42 ft.)
<b>Filter Diameter</b>	43 mm
<b>Max. Diameter and Length</b>	Approx. 69.2 x 40.2 mm/2.72 x 1.58 in. (When the lens is retracted)
<b>Weight</b>	Approx. 165 g/5.8 oz.
<b>Hood</b>	EW-65C (Sold separately)
<b>Lens Cap</b>	E-43
<b>Case</b>	LP1014 (Sold separately)

## Specifications

- The lens length is measured from the lens mount surface to the front end of the lens.  
Add +23.4 mm/0.92 in. when including the lens cap and dust cap.
- The maximum diameter, length and weight listed are for the lens itself only.
- You cannot use extenders.
- Close-up Lens 250D/500D cannot be attached because there is no size that fits the lens.
- This lens cannot be used for multiple exposure shooting.
- There are cases in which using the zoom function during continuous shooting may result in conspicuous image distortion.
- All data listed is measured according to Canon standards.
- Product specifications and appearance are subject to change without notice.





## Canon Interchangeable Lens Instructions

These instructions describe important safety notes for Canon interchangeable lenses\* and basic instructions on how to handle those lenses. For more detailed information, refer to the instructions for each lens. Instructions for your lens can be downloaded from the Canon website below.

\*EF (EF-S) lenses, EF-M lenses, RF lenses

<http://www.canon.com/icpd/>

Refer also to the instructions for the camera.  
Be sure the latest version firmware is installed in the camera.

**Warning** Details pertaining to risks that may result in death or serious injury.

- Do not look directly at the sun or other strong light sources through a lens or a single-lens reflex camera with a lens attached. This may result in loss of sight.
- Do not leave a lens in the sun without the lens cap attached. The lens may concentrate entering sunlight and cause a malfunction or fire.
- Do not point a lens at the sun. Even when the sun does not appear on the screen, the lens may concentrate entering sunlight and cause a malfunction or fire.
- Where the lens is equipped with a fixed tripod mount and the lens is mounted on a camera, make sure to properly support the lens. If you hold only the camera, the lens may fall off the camera and cause a malfunction or injury.
- Where the lens is equipped with a detachable tripod mount, ensure that the tripod mount is securely attached to the lens body. If the tripod mount is not secure, the lens may fall off the tripod mount and cause a malfunction or injury.

**Caution** Details pertaining to risks that may result in injury.

- Do not leave the product in places exposed to extremely high or low temperatures. The product may cause burns or injury when touched.
- Do not insert your hand or fingers into the product. This may result in injury.
- When using lenses equipped with Macro Lites, do not hold the Macro Lites close to the eyes or stare at them when they are illuminated. Doing so may result in eye damage.
- Only mount the product on a tripod that is sufficiently sturdy.

## Attaching and Detaching a Lens

### Attaching the Lens

Align the lens mount indexes on the lens and the camera body and then turn the lens clockwise.

### Detaching the Lens

Hold down the lens release button on the camera and turn the lens counterclockwise.

Refer to the camera's instructions for details on attaching and detaching a lens.

## Shooting Using Autofocus (AF)

- To shoot images using autofocus, set AF as the focus mode.
  - To shoot images using manual focus, set MF as the focus mode and focus by turning the focusing ring. The procedures for setting the focus mode are explained below.
- ☐ EF (EF-S) lenses and RF lenses:  
Use the focus mode switch on the lens (AF/MF).
- ☐ EF-M lenses: Select the setting on the camera ([AF/MF]).

## Using the Image Stabilizer

- To use image stabilization, set the Image Stabilizer to ON. The Image Stabilizer settings are explained below.
- ☐ EF (EF-S) lenses and RF lenses:  
Use the Image Stabilizer switch on the lens (ON/OFF).
- ☐ EF-M lenses: Select the setting on the camera ([ON/OFF]).

## Attaching a Lens Hood

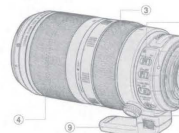
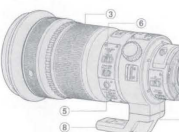
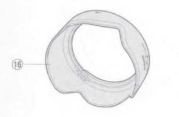
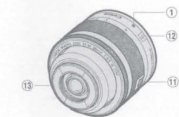
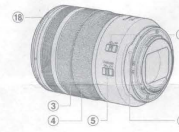
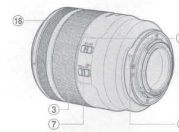
Align the hood with the edge of the lens and turn the hood clockwise to attach it.

## Using the Control Ring

This only applies to RF lenses equipped with a control ring. Refer to the camera's instructions for information on using the control ring.

## Nomenclature

- 1 Lens mount index
- 2 Focus mode switch
- 3 Focusing ring
- 4 Zoom ring
- 5 Image stabilizer switch
- 6 Image stabilizer mode selector switch  
MODE 1: Corrects vibrations in all directions.  
MODE 2: When you take a panning shot either horizontally or vertically, corrects vibrations at right angles to the direction of panning.  
MODE 3: Corrects vibration only during exposure.
- 7 Focusing distance range selector switch  
Selects the focusing distance range.
- 8 Tripod mount (fixed-mount type)  
Used to attach a tripod or monopod.
- 9 Tripod mount (detachable tripod type)  
Used to attach a tripod or monopod.
- 10 Lens-retraction switch  
Push the switch in the "A" direction while turning the ring to set the lens to the ready position.
- 11 Lock release switch  
Push the switch in the "A" direction while turning the ring to set the lens to the ready position.
- 12 Macro Lite ON button  
Used to change the Macro Lites illuminated patterns.
- 13 Macro Lites  
Illuminate the subject
- 14 Lens cap
- 15 Dust cap
- 16 Hood (bayonet type)
- 17 Hood (screw type)
- 18 Control ring



This device complies with Part 15 of the FCC Rules. Operation is subject to the following two conditions: (1) This device may not cause harmful interference, and (2) this device must accept any interference received, including interference that may cause undesired operation.

Do not make any changes or modifications to the equipment unless otherwise specified in the instructions. If such changes or modifications should be made, you could be required to stop operation of the equipment. This equipment has been tested and found to comply with the limits for a class B digital device, pursuant to part 15 of the FCC Rules.

These limits are designed to provide reasonable protection against harmful interference in a residential installation. This equipment generates, uses and can radiate radio frequency energy and, if not installed and used in accordance with the instructions, may cause harmful interference to radio communications. However, there is no guarantee that interference will not occur in a particular installation. If this equipment does cause harmful interference to radio or television reception, which can be determined by turning the equipment off and on, the user is encouraged to try to correct the interference by one or more of the following measures:

- Reorient or relocate the receiving antenna.
- Increase the separation between the equipment and receiver.
- Consult the dealer or an experienced radio/TV technician for help.

# Canon

## Dealer Record of Canon Purchase Fiche d'Achat pour Concessionnaire Canon

**Complete this card at time of sale.  
A remplir au moment de l'achat**



CT1B021A

PRESENT OWNERSHIP AND PRODUCTS INTERESTED IN  
Articles déjà en possession ou juges dignes d'intérêt

CAMERAS  
APPAREILS  
-PHOTO

_____	(Camera)	(Lens)
_____	(Appareil)	(Objectif)
_____	(Camera)	(Lens)
_____	(Appareil)	(Objectif)

OWNS  
En possession

INTERESTED IN  
Intéressé par

INTERCHANGEABLE LENS  
Objectif interchangeable

OWNS  
En possession

INTERESTED IN  
Intéressé par

OTHER ACCESSORIES  
Autres accessoires

OWNS  
En possession

INTERESTED IN  
Intéressé par

MODEL Modèle	RF16/2.8 STM	SERIAL NO. No. de série	0 [REDACTED] 2

CUSTOMER  
Client

NAME  
Nom

ADDRESS  
Adresse

CITY/STATE  
Ville/Province

ZIP  
Code postal

PHONE  
Téléphone





## CANON LIMITED WARRANTY

CANON U.S.A., INC.

CANON CANADA INC.

NAME  
NOM

ADDRESS  
ADRESSE

CITY  
VILLE

PROVINCE

POSTAL CODE  
CODE POSTAL

THESE ARE NOT REGISTRATION CARDS

– Retain for your Records

CES CARTES NE SONT PAS CELLES POUR L'ENREGISTREMENT.

– Les conserver comme référence.

DEALER'S NAME & ADDRESS  
MARCHAND NOM & ADRESSE

MODEL  
MODELE

RF16/2.8 STM

BODY NO.  
BOITIER NO

0802003842

PURCHASE DATE  
DATE D'ACHAT

/ /

CT1-B021-A

PRINTED IN TAIWAN  
IMPRIMÉ À TAIWAN

# Expand Your Photographic Knowledge

- Useful lessons on EOS Digital cameras, printers, software applications, wireless connectivity and more
- Expanded Tips & Technologies section with improved product and category search capabilities
- An enhanced Explorers of Light & PrintMasters Gallery section
- Improved Educational Events calendar with customizable views
- Completely FREE access

CANON  
DIGITAL  
LEARNING  
CENTER



[www.usa.canon.com/dlc](http://www.usa.canon.com/dlc)

**Canon**



# Canon Garantie limitée des objectifs EF et des accessoires de CANON® - Pour les États-Unis et le Canada seulement

La présente garantie limitée est fournie par Canon U.S.A., Inc. (Canon U.S.A.) aux États-Unis ou Canon Canada, Inc. (Canon Canada) au Canada à l'égard des objectifs EF de marque Canon, des accessoires livrés avec cette garantie limitée (collectivement les « produits »), lorsqu'ils sont achetés et utilisés aux États-Unis ou au Canada. Les produits sont les seuls auxquels cette garantie limitée s'applique.

Tout produit, livré à l'état neuf dans son emballage d'origine, est garanti contre tout vice de matière et de fabrication comme suit : pendant une période de un (1) an à compter de la date de l'achat initial, les pièces ou les produits défectueux qui seront retournés à Canon U.S.A. ou Canon Canada, ou à leurs fournisseurs de service agréé de produits, selon le cas, et dont l'inspection confirme une défectuosité seront réparés avec de nouvelles pièces ou des pièces remises à neuf comparables, ou échangés contre des produits remis à neuf, tel que déterminé par Canon U.S.A. ou Canon Canada, ou le fournisseur de service agréé de produits.

CETTE GARANTIE NE COUVRE PAS LES ACCESSOIRES QUI NE SONT PAS MENTIONNÉS CI-DESSUS. La présente garantie limitée s'applique seulement si les produits sont utilisés conjointement avec un équipement informatique compatible et des logiciels compatibles, pour lesquels Canon U.S.A. ou Canon Canada n'assume aucune responsabilité.

**L'équipement et les logiciels de marques autres que Canon qui peuvent être distribués avec les produits sont vendus « tels quels », sans garantie d'aucune sorte par Canon U.S.A. ou Canon Canada, y compris toute garantie implicite à l'égard de la qualité marchande ou de l'aptitude à une fin particulière. La seule garantie, si garantie il y a, liée à un article d'une marque autre que Canon, est donnée par le fabricant ou le producteur de cet article.**

La présente garantie limitée couvre toutes les défectuosités constatées pendant l'utilisation normale du produit, et ne s'applique pas aux cas suivants :

- (a) La perte ou l'endommagement causé par la négligence et/ou l'usage abusif et entraînant une détérioration, la manipulation négligente, les accidents ou l'omission d'observer les directives à l'égard du mode d'utilisation.
- (b) La défaillance du produit à la suite d'une fuite des piles ou l'endommagement par l'eau ou d'autres liquides.
- (c) Les vices de matière et de fabrication causés par l'entretien ou la modification du produit par un fournisseur de service autre qu'un fournisseur de service agréé de Canon ou par Canon.
- (d) La défaillance causée par l'utilisation d'accessoires, de fournitures, de pièces ou d'appareils (y compris, mais sans s'y limiter, les piles, les films, les accessoires flash et les autres accessoires) qui ne sont pas conformes aux caractéristiques de Canon.
- (e) L'endommagement survenu pendant l'expédition. (La demande doit être présentée et vérifiée par l'expéditeur.)
- (f) L'endommagement ou l'entretien causé par des modifications apportées au produit, quelles qu'elles soient (y compris la modification ou le retrait du numéro de série ou des marques d'identification).

AUCUNE GARANTIE IMPLICITE, Y COMPRIS TOUTE GARANTIE IMPLICITE À L'ÉGARD DE LA QUALITÉ MARCHANDE OU DE L'APTITUDE À UNE FIN PARTICULIÈRE, NE S'APPLIQUE AU PRODUIT APRÈS LA PÉRIODE PRESCRITE DE LA GARANTIE EXPRESSE RESTREINTE SUSMENTIONNÉE ET, À L'EXCEPTION DE LADITE GARANTIE EXPRESSE RESTREINTE, AUCUNE AUTRE GARANTIE EXPRESSE NI AUCUNE AUTRE GARANTIE ACCORDÉE PAR TOUTE PERSONNE OU ENTITÉ À L'ÉGARD DU PRODUIT N'AURA POUR EFFET DE LIER CANON À TOUTE OBLIGATION, QUELLE QU'ELLE SOIT (CERTAINS ÉTATS ET CERTAINES PROVINCES N'AUTORISENT AUCUNE RESTRICTION SUR LA DURÉE D'UNE GARANTIE IMPLICITE ; AINSI, IL EST POSSIBLE QUE LA RESTRICTION ÉNONCÉE CI-DESSUS NE S'APPLIQUE PAS DANS VOTRE CAS). CANON N'ASSUME AUCUNE RESPONSABILITÉ À L'ÉGARD DE LA Perte DE PRODUITS D'EXPLOITATION OU DE PROFITS, NI À L'ÉGARD DES INCONVÉNIENTS ET DES FRAIS ENGAGÉS POUR DE L'ÉQUIPEMENT DE REMPLACEMENT, DES SERVICES D'ENTRETIEN ET APRÈS-VENTE, POUR L'ENTREPOSAGE, LA PERTE OU LA CORRUPTION DE DONNÉES, NI À L'ÉGARD DE TOUT DOMMAGE SPÉCIAL, INDIRECT OU ACCESSOIRE (Y COMPRIS, MAIS SANS S'Y LIMITER, LA PERTE DE FILMS) DÉCOULANT DE L'USAGE OU DE L'USAGE IMPROPRE, OU DE L'IMPOSSIBILITÉ D'UTILISER LE PRODUIT, QUELLE QUE SOIT L'ARGUMENTATION JURIDIQUE SUR LAQUELLE S'APPUIE LA DEMANDE, ET MÊME SI CANON A ÉTÉ INFORMÉE DE LA POSSIBILITÉ DE TELS DOMMAGES. EN AUCUN CAS, AUCUN RECOURS, QUELLE QU'EN SOIT LA FORME, CONTRE CANON NE SERA SUPÉRIEUR AU MONTANT DU PRIX D'ACHAT DU PRODUIT VENDU PAR CANON ET À L'ORIGINE DES DOMMAGES PRÉSUMÉS. SANS VOUS LIMITER À CE QUI PRÉCÈDE, VOUS ASSUMEZ TOUS LES RISQUES ET TOUTE LA RESPONSABILITÉ À L'ÉGARD DES PERTES, DES DOMMAGES MATÉRIELS ET DES BLESSURES CORPORELLES SUBIS PAR VOUS, VOTRE PROPRIÉTÉ OU D'AUTRES PERSONNES OU LEUR PROPRIÉTÉ EN RAISON DE L'USAGE, DE L'USAGE IMPROPRE, OU DE L'IMPOSSIBILITÉ D'UTILISER LE PRODUIT À MOINS QUE LESDITS DOMMAGES MATÉRIELS, PERTES ET BLESSURES CORPORELLES N'AIENT ÉTÉ CAUSÉS DIRECTEMENT ET EXCLUSIVEMENT PAR LA NÉGLIGENCE DE CANON (CERTAINS ÉTATS ET CERTAINES PROVINCES N'AUTORISENT AUCUNE EXCLUSION NI RESTRICTION DES DOMMAGES ACCESSOIRES OU INDIRECTS ; AINSI, IL EST POSSIBLE QUE LA RESTRICTION OU L'EXCLUSION ÉNONCÉE CI-DESSUS NE S'APPLIQUE PAS DANS VOTRE CAS). LA PRÉSENTE GARANTIE RESTREINTE N'EST PAS ACCORDÉE À D'AUTRES PERSONNES QUE L'ACHETEUR INITIAL DU PRODUIT OU LA PERSONNE QUI A REÇU LEDIT PRODUIT EN CADEAU, ET CONSTITUE VOTRE RECOURS EXCLUSIF.

La présente garantie limitée vous accorde des droits particuliers reconnus par la loi et il se peut que vous disposiez d'autres droits qui peuvent varier d'un État à un autre (ou d'une province à une autre au Canada).

Canon U.S.A., Inc.  
Canon Canada Inc.





## Canon Customer Support Canon Client Soutien

### Canon U.S.A.

You may obtain technical support for your Products as follows:

- Internet support at **[www.usa.canon.com/support](http://www.usa.canon.com/support)** (E-mail support also available)
- Telephone assistance from a Canon U.S.A. Customer Care representative free of charge during regular business hours at **1-800-OK-CANON (1-800-652-2666)**.

### Canon Canada

You may obtain technical support for your Products as follows:

- Internet support for English at **[www.canon.ca/english/cs](http://www.canon.ca/english/cs)** (E-mail support also available)
- Internet support for French at **[www.canon.ca/francais/cs](http://www.canon.ca/francais/cs)** (E-mail support also available)
- Telephone assistance from a Canon Canada Customer Care representative free of charge during regular business hours at **1-800-OK-CANON (1-800-652-2666)**.

Des services de soutien technique pour vos produits sont offerts comme suit :

- Soutien Internet en anglais au moyen du site Web : **[www.canon.ca/english/cs](http://www.canon.ca/english/cs)** (Soutien par courrier électronique aussi disponible)
- Soutien Internet en français au moyen du site Web : **[www.canon.ca/francais/cs](http://www.canon.ca/francais/cs)** (Soutien par courrier électronique aussi disponible)
- Soutien téléphonique auprès d'une représentante ou d'un représentant du Centre de renseignements clientèle de Canon Canada, sans frais, pendant les heures normales d'ouverture au **1-800-OK-CANON (1-800-652-2666)**.

Technical support program terms are subject to change without notice.

Les conditions du programme de soutien technique sont modifiables sans préavis.

Canon U.S.A., Inc.  
Canon Canada, Inc.



## CANON® EF Lens and Accessories Limited Warranty- For U.S.A. & Canada Only

The limited warranty set forth below is given by Canon U.S.A., Inc. (Canon U.S.A.) in the United States or Canon Canada, Inc. (Canon Canada) in Canada with respect to the Canon brand EF Lens, as well as with respect to the accessories packaged with this limited warranty (collectively the "Products"), when purchased and used in the United States or Canada. The Products are the only Products to which this limited warranty applies.

Your Products, when delivered to you in new condition in its original container, are warranted against defects in materials or workmanship as follows: for a period of one (1) year from the date of original purchase, defective parts or defective Products returned to Canon U.S.A. or Canon Canada, or their authorized Products service providers, as applicable, and proven to be defective upon inspection, will be repaired with new or comparable rebuilt parts or exchanged for refurbished Products, as determined by Canon U.S.A. or Canon Canada, or the authorized Products service provider.

THIS WARRANTY DOES NOT COVER ANY ACCESSORIES NOT MENTIONED ABOVE. This limited warranty shall only apply if the Products are used in conjunction with compatible computer equipment and compatible software, as to which items Canon U.S.A. or Canon Canada shall have no responsibility.

**Non-Canon brand equipment and software that may be distributed with the Products are sold "as is" and without warranty of any kind by Canon U.S.A. or Canon Canada, including any implied warranty regarding merchantability or fitness for a particular purpose, and all such warranties are disclaimed. The sole warranty, if any, with the respect to such non-Canon brand items is given by the manufacturer or producer thereof.**

This limited warranty covers all defects encountered in normal use of the Products, and does not apply in the following cases:

- (a) Loss or damage due to neglect and/or abuse causing deterioration, mishandling, accident or failure to follow operating instructions.
- (b) If a Product is defective as a result of leaking batteries or damage due to water or other liquid.
- (c) Defective materials or workmanship where the defect is due to a Product having been serviced or modified by other than Canon or a Canon authorized service provider.
- (d) Malfunction resulting from the use of accessories, attachments, supplies, parts or devices (including, without limitation, batteries, film, flash attachments and other accessories) that do not conform to Canon specifications.
- (e) Damage resulting during shipment. (Claim must be presented and examined by the shipper).
- (f) Damage or service resulting from modifications or alterations to a Product in any way (including any alteration or removal of its serial number or identification marks).

NO IMPLIED WARRANTY, INCLUDING ANY IMPLIED WARRANTY OF MERCHANTABILITY OR FITNESS FOR A PARTICULAR PURPOSE, APPLIES TO A PRODUCT AFTER THE APPLICABLE PERIOD OF THE EXPRESS LIMITED WARRANTY STATED ABOVE, AND NO OTHER EXPRESS WARRANTY OR GUARANTY, EXCEPT AS MENTIONED ABOVE, GIVEN BY ANY PERSON OR ENTITY WITH RESPECT TO A PRODUCT SHALL BIND CANON (SOME STATES AND PROVINCES DO NOT ALLOW LIMITATIONS ON HOW LONG AN IMPLIED WARRANTY LASTS, SO THE ABOVE LIMITATION MAY NOT APPLY TO YOU). CANON SHALL NOT BE LIABLE FOR LOSS OF REVENUES OR PROFITS, INCONVENIENCE, EXPENSE FOR SUBSTITUTE EQUIPMENT OR SERVICE, STORAGE CHARGES, LOSS OR CORRUPTION OF DATA, OR ANY OTHER SPECIAL, INCIDENTAL OR CONSEQUENTIAL DAMAGES (INCLUDING, WITHOUT LIMITATION, ANY LOSS OF FILM) CAUSED BY THE USE OR MISUSE OF, OR INABILITY TO USE, A PRODUCT, REGARDLESS OF THE LEGAL THEORY ON WHICH THE CLAIM IS BASED, AND EVEN IF CANON HAS BEEN ADVISED OF THE POSSIBILITY OF SUCH DAMAGES. IN NO EVENT SHALL RECOVERY OF ANY KIND AGAINST CANON BE GREATER IN AMOUNT THAN THE PURCHASE PRICE OF THE PRODUCT SOLD BY CANON AND CAUSING THE ALLEGED DAMAGE. WITHOUT LIMITING THE FOREGOING, YOU ASSUME ALL RISK AND LIABILITY FOR LOSS, DAMAGE OR INJURY TO YOU AND YOUR PROPERTY AND TO OTHERS AND THEIR PROPERTY ARISING OUT OF USE OR MISUSE OF, OR INABILITY TO USE, THE PRODUCT NOT CAUSED SOLELY AND DIRECTLY BY THE NEGLIGENCE OF CANON (SOME STATES AND PROVINCES DO NOT ALLOW THE EXCLUSION OR LIMITATION OF INCIDENTAL OR CONSEQUENTIAL DAMAGES, SO THE ABOVE EXCLUSION OR LIMITATION MAY NOT APPLY TO YOU). THIS LIMITED WARRANTY SHALL NOT EXTEND TO ANYONE OTHER THAN THE ORIGINAL PURCHASER OF A PRODUCT, OR THE PERSON FOR WHOM IT WAS PURCHASED AS A GIFT. AND STATES YOUR EXCLUSIVE REMEDY.

This limited warranty gives you specific legal rights, and you may also have other rights, which vary from state to state (or province to province in Canada).

Canon U.S.A., Inc.  
Canon Canada, Inc.



# Register Now!

Visit [www.registercanon.com](http://www.registercanon.com)  
to register your new EF & EF-S  
Lenses today and receive the  
following:

- Telephone support\*
- E-mail support\*
- Product protection\*
- Receive information on new products and promotions\*

*There is no charge to register or for the benefits offered. \* These benefits valid in the U.S. only.  
Please read the Terms and Conditions at [www.registercanon.com](http://www.registercanon.com) for complete details.*



For accessories and other supplies  
visit [www.eshop.usa.canon.com](http://www.eshop.usa.canon.com) or  
an Authorized Canon Dealer.

# Canon

© 2016 CANON U.S.A., INC.