
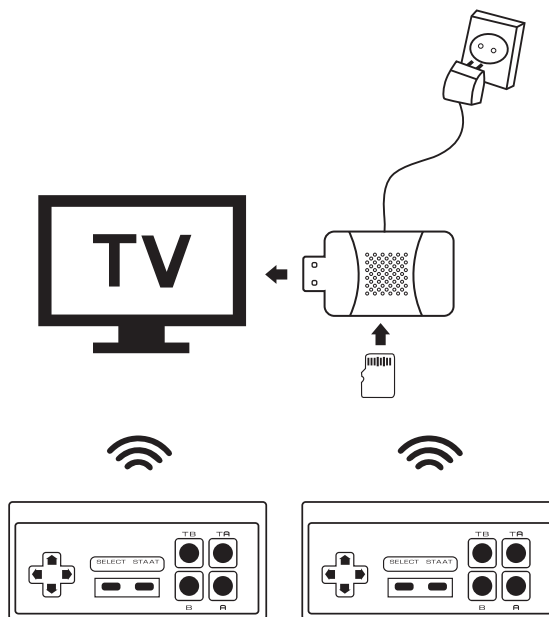


USER MANUAL

EMX-42

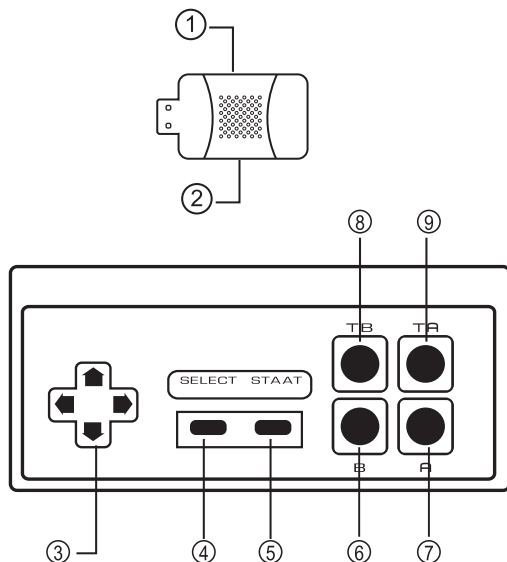


MINIU-BOX GAME ANNIVERSARY EDITION



Note: There may be some differences when connecting different televisions, more details can be consulted with the dealers or the TV factory.

Introduction of the buttons



- | | | |
|-------------------|---------------|----------------|
| 1. Adaptor in | 4. Select | 7. Single Shot |
| 2. TF Card Slot | 5. Start | 8. Turbo HOP |
| 3. Direction keys | 6. Single Hop | 9. Turbo Shot |

Introduction of the Using Function

1. Download the games to TF card, Put into U-BOX, TF card support 64MB-32GB.
2. Connect the power cable to U-BOX, Use 5V 500MAH-2A power supply or TV USB Out-put.
3. Put the U-BOX to the HD PORT.
4. Put AAA battery to the joypad, Use joypad 1 to control
5. If you want to change the game, Push the SELECT and START to back the game list, Then push the SELECT to back the menu

Attention for Using

1. Never allow children play it alone for it comes to the power using.
2. Please turn off the machine and operate it after cooling it when there is something wrong with the running machine like system halted.
3. Never put the machine stay at some places extremely cold and hot.
4. Never disassemble or repair the machine by yourself.

PACKAGE INCLUDES

1. MINI HD U-BOX Game Console.
2. Two Wireless Controllers.
3. Power Cable
4. Introduction manual

This product is not suitable for children under 36 months.

Note: when the sound becomes dumb the consoles, slow, please off the power, let the console hibernate for a period of time

FCC WARNING

This device complies with part 15 of the FCC Rules. Operation is subject to the following two conditions: (1) this device may not cause harmful interference, and (2) this device must accept any interference received, including interference that may cause undesired operation.

Any changes or modifications not expressly approved by the party responsible for compliance could void the user's authority to operate the equipment.

NOTE: This equipment has been tested and found to comply with the limits for a Class B digital device, pursuant to Part 15 of the FCC Rules. These limits are designed to provide reasonable protection against harmful interference in a residential installation. This equipment generates, uses and can radiate radio frequency energy and, if not installed and used in accordance with the instructions, may cause harmful interference to radio communications. However, there is no guarantee that interference will not occur in a particular installation. If this equipment does cause harmful interference to radio or television reception, which can be determined by turning the equipment off and on, the user is encouraged to try to correct the interference by one or more of the following measures:

- Reorient or relocate the receiving antenna.
- Increase the separation between the equipment and receiver.
- Connect the equipment into an outlet on a circuit different from that to which the receiver is connected.
- Consult the dealer or an experienced radio/TV technician for help. The device has been evaluated to meet general RF exposure requirement. The device can be used in portable exposure condition without restriction