

OMNIA Q 10W Wireless Charging Pad

EN User Manual ————— P1

TC 使用手冊 ————— P2



English

User Manual

© 2019 ADAM elements International Co., Ltd.
All other trademarks / logos are property of their owners.

OMNIA Q 10W Wireless Charging Pad

Specification

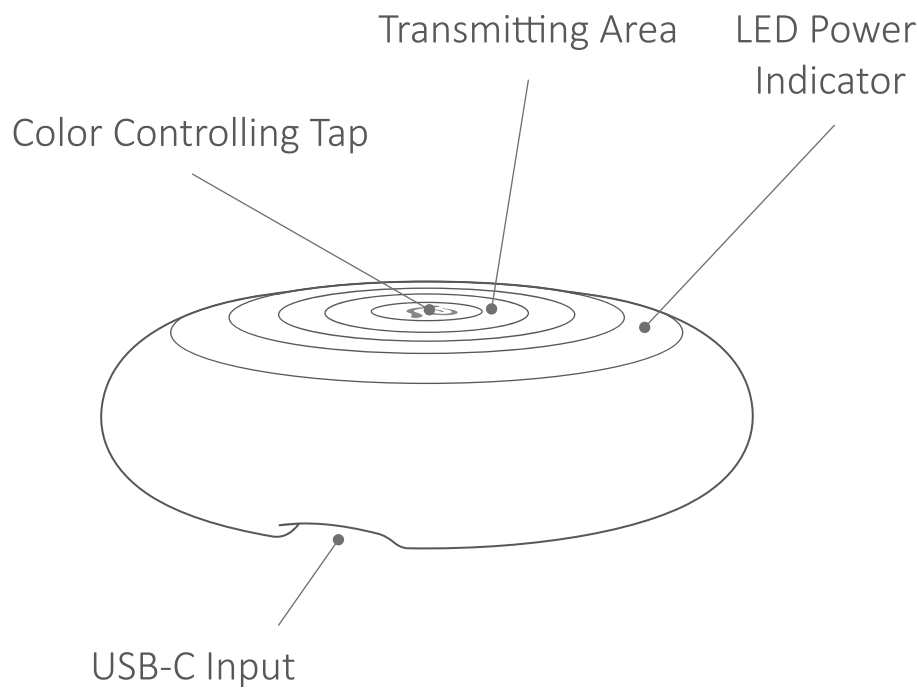
Input Interface: USB-C Female
Output Interface: Qi Wireless Charging (Max 10W)

Power Rating:
• 5V≡1A, 6.25V≡1.2A, 9V≡1.1A
• Supports 5W/10W, Apple 7.5W

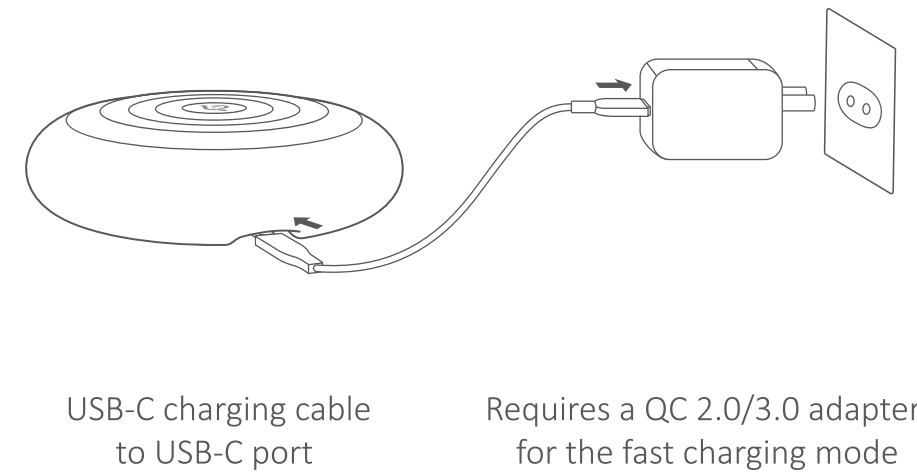
Working Temperature: 0- 45 C
Storage Temperature:-20- 60 C

Size: 111 x 111 x 30.5 mm
Weight: 72g
Warranty: 3 Years

Product Introduction

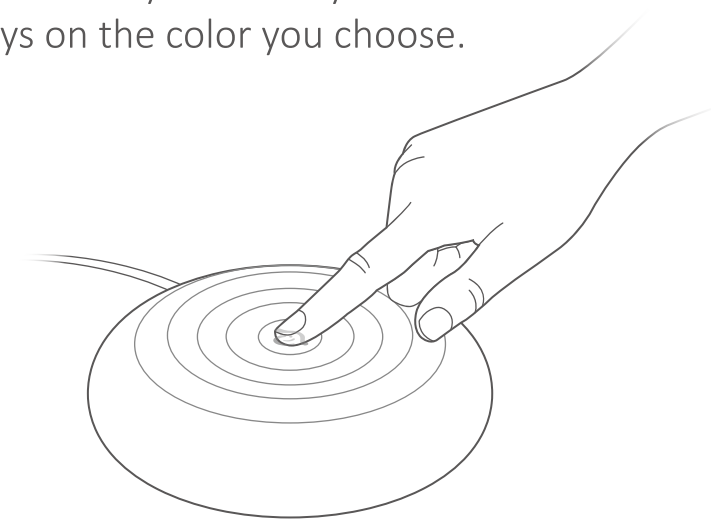


Instructions



Color Selection

- Press the Adam logo to switch between colors.
- Long press the Adam logo to enable color blending mode.
- Release at any momnet you desire. It stays on the color you choose.



FCC STATEMENT :

This device complies with Part 15 of the FCC Rules. Operation is subject to the following two conditions:
(1) This device may not cause harmful interference,and
(2) This device must accept any interference received,including interference that may cause undesired operation.
Warning: Changes or modifications not expressly approved by the party responsible for compliance could void the user's authority to operate the equipment.

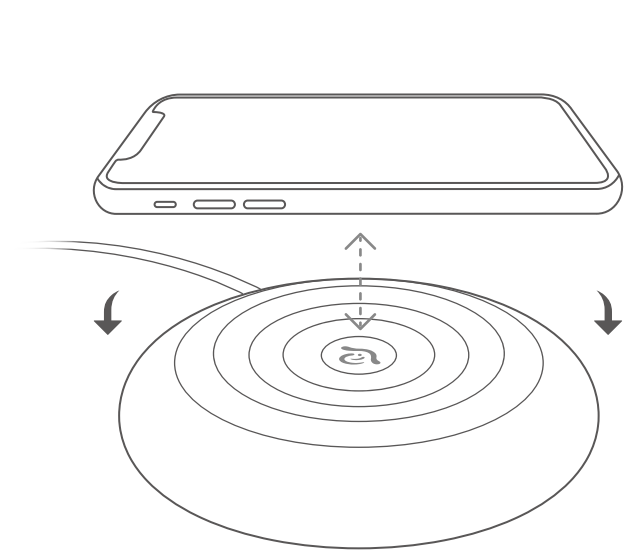
NOTE: This equipment has been tested and found to comply with the limits for a Class B digital device, pursuant to Part 15 of the FCC Rules. These limits are designed to provide reasonable protection against harmful interference in a residential installation. This equipment generates uses and can radiate radio frequency energy and, if not installed and used in accordance with the instructions, may cause harmful interference to radio communications. However, there is no guarantee that interference will not occur in a particular installation. If this equipment does cause harmful interference to radio or television reception, which can be determined by turning the equipment off and on, the user is encouraged to try to correct the interference by one or more of the following measures:

- Reorient or relocate the receiving antenna.
- Increase the separation between the equipment and receiver.
- Connect the equipment into an outlet on a circuit different from that to which the receiver is connected.
- Consult the dealer or an experienced radio/TV technician for help.

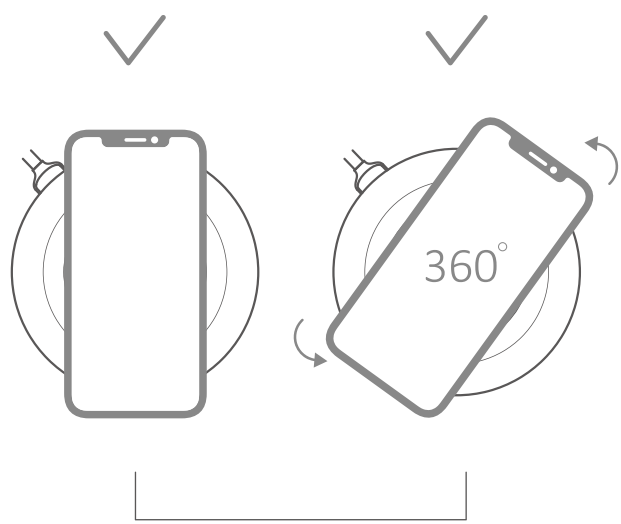
RF warning statement:

The device has been evaluated to meet general RF exposure requirement. The device can be used in portable exposure condition without restriction.

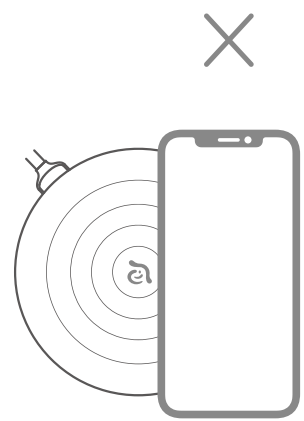
Effective Area



Distance ≤ 8mm

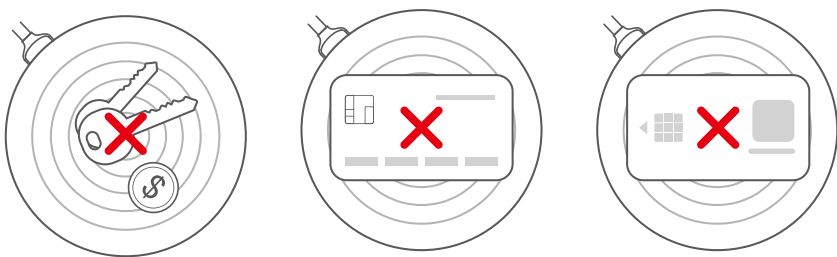


place your device
at the center of the charging pad.



FOD (Foreign Object Detection)

The light blinks when a metal foreign object is detected on the wireless charger.



- ⚠ Please remove all metal and magnetic objects from the back of your phone prior to charging.
- ⚠ Do not place any credit card on OMNIA Q to prevent damage or demagnetization.

Caution

- ⚠ To avoid any damage to OMNIA Q, please check the if the output voltage of the power source is suitable for OMNIA Q.
- ⚠ Do not use or store in damp, or high temperature environment.
- ⚠ Do not drop, shake, or squeeze OMNIA Q.



More information
please visit ADAM store

繁體中文

使用說明書

© 2019 ADAM elements International Co., Ltd.
All other trademarks / logos are property of their owners.

OMNIA Q

10瓦無線充電盤

產品規格

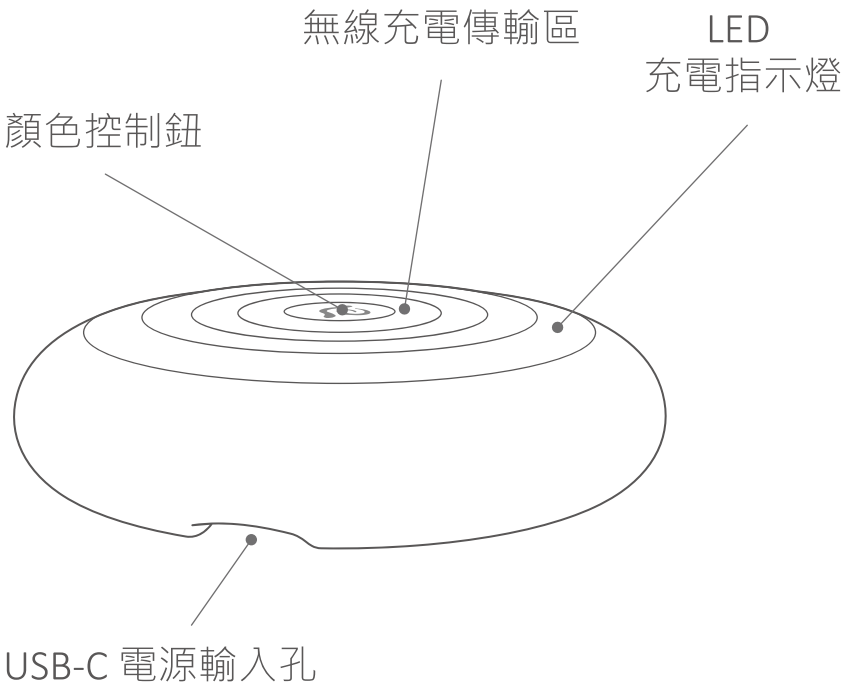
輸入介面：USB-C 母座
輸出介面：Qi無線充電，最高可達10W

充電效率：
• 5V=1A, 6.25V=1.2A, 9V=1.1A
• Supports 5W/10W, Apple 7.5W

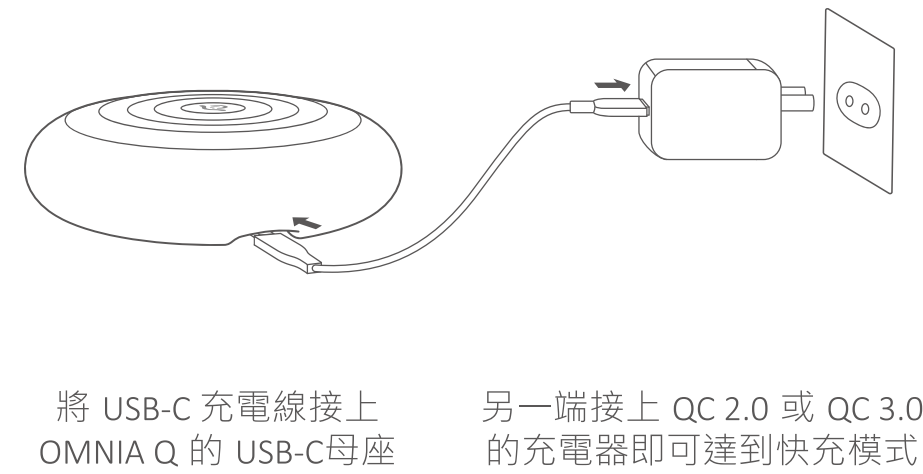
正常工作溫度：0- 45 C
儲存溫度：-20- 60 C

產品尺寸：111 x 111 x 30.5 mm
產品重量：72g
保固：3年

認識您的OMNIA Q

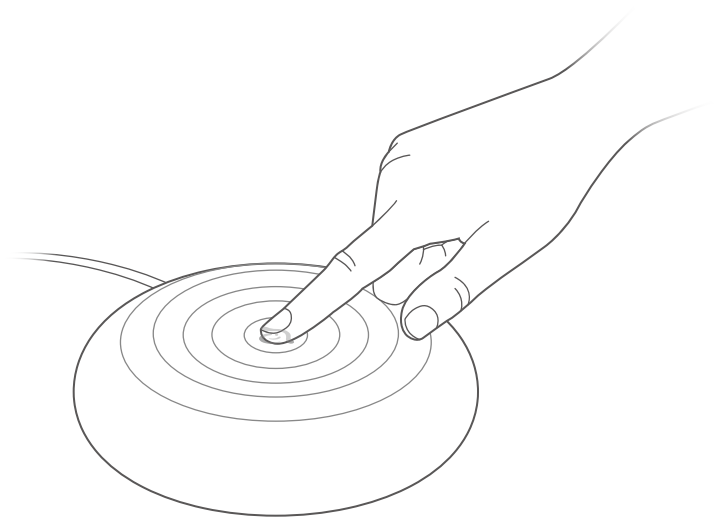


使用方法

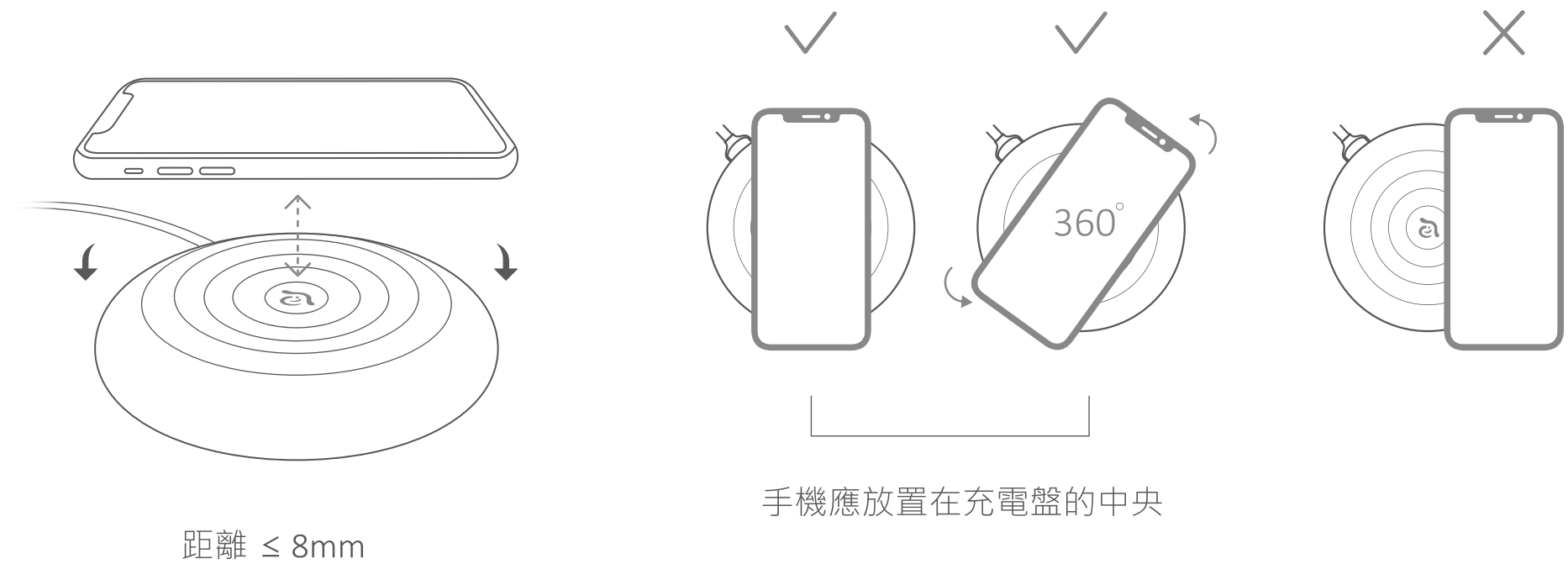


顏色選擇

- 按壓中間的ADAM logo 可切換7種不同的顏色。
- 輕輕長按中間的ADAM logo 會有漸變混色功能，按壓至您想要的顏色後放開即可。

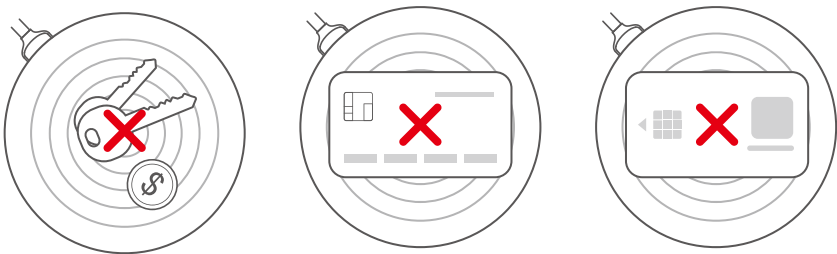


有效充電區域



金屬異物偵側 (FOD)

☀ 當有金屬異物接近無線充電盤時，OMNIA Q 的燈號便會閃爍提醒。



- ⚠ 充電前，請先移除所有貼在手機背面的金屬或具有磁性的物質後再充電。
- ⚠ 請勿放置信用卡在 OMNIA Q 上，以免卡片被消磁或損壞。

注意事項

- ⚠ 請選用合適電壓的充電器做為 OMNIA Q的電源，以免 OMNIA Q 受到損壞。
- ⚠ 請勿在潮濕或高溫的環境下使用。
- ⚠ 請勿摔落、搖晃或擠壓。



More information
please visit ADAM store