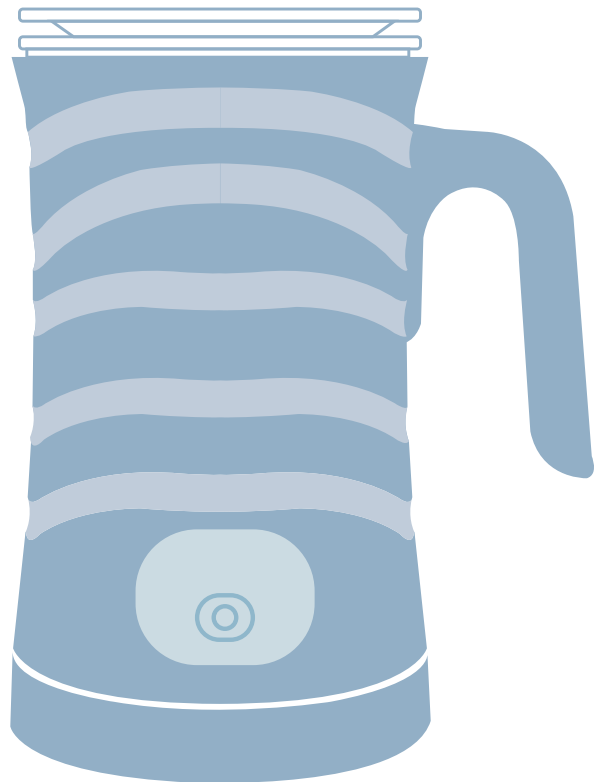


E-MF050 Milk Frother



USER MANUAL

IMPORTANT SAFETY INSTRUCTIONS

Before use of this product, basic precaution and instructions should always be followed:

1. Read the instructions thoroughly and keep it for future reference.
2. This appliance must be earthed.
3. Keep the product away from water and other liquids to avoid short circuit.
4. Stop using the product when it is damaged in any manner (including breakage of the cable).
5. Don't place the appliance on a wood surface to prevent damages.
6. Do not touch the electrical parts of the device when it is powered on.
7. Power the product through a power supply within the permitted voltage range.
8. Don't use extension cords.
9. Do not let the cord hang over the edge of a table or counter.
10. Do not touch or move the plug with wet hands to avoid electrical shock.
11. Do not put the plug on a heated surface; keep away from oil.
12. Unplug from the power outlet when not in use, before cleaning, or during setup.
13. Do not touch the metal parts, whisk, and surface of this product when it is powered on to avoid burning.
14. Do not use broken cable or plug. If any breakage occurs, please contact the manufacturer, its service agent or similarly qualified person for replacement to avoid hazards.
15. This appliance is not intended for use by persons (including children) with reduced physical, sensory or mental capabilities, or lack of experience and knowledge, unless they have been given supervision or instruction concerning the use of the appliance by person responsible for their safety.
16. Keep away from children.
17. This appliance is for indoor use only.
18. Do not add milk higher than the max level or lower than the minimum level.
19. Do not operate the appliance when there is no milk inside it.
20. Don't leave the running appliance unattended.
21. Never operate the appliance on uneven surface.
22. Use fire blankets only to extinguish fire on the appliance.
23. This appliance is for household use only. It is not designed for commercial or industrial use.
24. Don't touch the whisk when it is working.
25. Don't put your finger or any objects into the gap of the frother.
26. Use the included frother pitcher and cap only.
27. Dispose of this product as per local regulations.

28. This appliance has a polarized plug (one blade is wider than the other). To reduce the risk of electric shock, this plug is intended to fit into a polarized outlet only one way. If the plug does not fit fully into the outlet, reverse the plug. If it still does not fit, contact a qualified electrician.
29. Do not attempt to modify the plug in any way.
30. Don't attempt to repair the product by yourself.
31. Don't remove the lid when the unit is working to avoid burning.

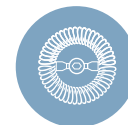
This appliance can be used by children aged from 8 years and above if they have been given supervision or instruction concerning use of the appliance in a safe way and if they understand the hazards involved.

Cleaning and user maintenance shall not be made by children unless they are older than 8 and supervised. Keep the appliance and its cord out of reach of children aged less than 8 years.

Package Contents



1 x Milk Frother



2 x Whisks



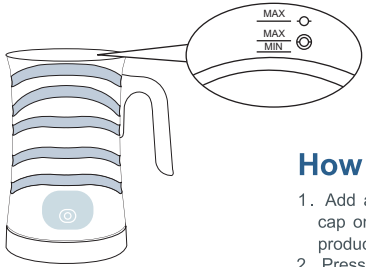
1 × User Manual

Specifications

Nominal Voltage	230V
Rated Frequency	50HZ
Power	300W
Capacity	Frothing: 60ml - 130ml ; Heating milk: 260ml (max)
Product Dimensions	6.5 × 4.4 × 7.7 inch

Questions or Concerns?





How to Use

1. Add an appropriate amount of milk into the pitcher, cap on the lid. Connect to a power source, the product is in standby mode now with a beep.
2. Press the Power Button to start frothing / heating.

Cleaning and Maintenance

1. Always disconnect the appliance from power after use and before cleaning.
2. Never immerse the power base and cord in water or expose them to moisture.
3. Clean the pitcher with the included cleaning brush or a soft cloth, never use hard nylon brush or metal brush to avoid scratches. Do not use abrasive cleaner.
4. To clean the lid, remove it from the pitcher, separate the lid and the silicon ring, clean under tap water.
5. Rinse the whisk with clean water and wipe it dry, store it in a safe place.
6. Do not wash the unit in dishwasher.

FCC STATEMENT

This device complies with Part 15 of the FCC Rules. Operation is subject to the following two conditions:
(1) This device may not cause harmful interference, and
(2) This device must accept any interference received, including interference that may cause undesired operation.



WEEE Compliance

Correct Disposal of This Product (Waste Electrical & Electronic Equipment)
(Applicable in countries with separate collection systems)
This marking on the product, accessories or literature indicates that the product and its electronic accessories should not be disposed of with other household waste at the end of their working life. To prevent possible harm to the environment or human health from uncontrolled waste disposal, please separate these items from other types of waste and recycle them responsibly to promote the sustainable reuse of material resources. Household users should contact either the retailer where they purchased this product, or their local government office, for details of where and how they can take these items for environmentally safe recycling. Business users should contact their supplier and check the terms and conditions of the purchase contract. This product and its electronic accessories should not be mixed with other commercial wastes for disposal.

WARRANTY AND SERVICE

Thanks for choosing Milk Frother.
This product is covered with product and labor warranty for 12 months from the date of its original purchase.

The warranty will not apply in cases of:

- Accident, misuse, or repairs performed by unauthorized personnel.
- Any unit that has been tampered with or used for commercial purpose.
- Normal wear and tear of wearable parts.
- Use of force, damage caused by external influences.
- Damage caused by non-observance of the User Manual, e.g. connection to an unsuitable mains supply or non-compliance with the instructions.
- Partially or completely dismantled appliances.
- Defects caused by or resulting from damages from shipping or from repairs, service, or alteration to the product or any of its parts that have been performed by a repair person not authorized by .

We can only provide after sales service for products that are sold by or authorized retailers and distributors. If you have purchased your unit from a different place, please contact your seller for return and warranty issues.

* Please have your invoice and order ID ready before contacting Customer Support.



1. The LED indicator will light up accordingly when working and start flashing then turn off with 3 beep sound when the process is completed.
2. Milk will warm up once frothed.
3. It is recommended to use whole milk (Fat content >3%) for better result.
4. The frother can heat the milk up to 65 ± 5°C / 149 ± 41°F
5. There will be a small amount of frothing once the milk is heated.
6. Cable Length (including plug) 35.43 in; Hot airy foam (30s) ; Hot dense foam (60s) ; Heating milk (2-8mins) ; Cold milk froth (120s) .