

Instant™

VORTEX™, VORTEX™ PLUS

6 Quart Air Fryer



Safety, Maintenance & Warranty


Important Safeguards
Care & Cleaning
Troubleshooting
Warranty
Contact Us



Full Manual, How to Videos and Recipes available online at instantappliances.com
Register your product today at instantappliances.com/support/register

IMPORTANT SAFEGUARDS


When using, to avoid the risk of serious injury when using your appliance, basic safety precautions should be followed, including the following:

1. READ ALL INSTRUCTIONS, SAFEGUARDS, AND WARNINGS BEFORE OPERATING THE APPLIANCE.
2. Always operate the appliance on a stable, non-combustible, level surface.
3. The appliance's outer surfaces may become hot during use. Do not touch hot surfaces. Wear Instant Pot® mini mitts or oven mitts when opening the Air Fryer and handling hot components. Extreme caution must be used when moving the appliance. Let the appliance cool to room temperature before handling or moving.
4.  **CAUTION** To protect against the risk of electrical shock, do not immerse power cord, plug, or the appliance in water or other liquid.
5. Do not rinse the appliance under tap.
6. The cooking chamber contains electrical components. To avoid electrical shock, do not put liquid of any kind into the cooking chamber.
7. This appliance is NOT to be used by children or by persons with reduced physical, sensory, or mental capabilities. Close supervision is necessary when this appliance is used near children and these individuals. Children should not use or play with this appliance.
8. Unplug from the outlet when not in use, as well as before adding or removing parts or accessories, and before cleaning. To unplug, grasp the plug and pull from the outlet. Never pull from the power cord.
9. Avoid contact with moving parts.
10. Regularly inspect the appliance and power cord. Do not operate any appliance with a damaged cord or plug or after the appliance malfunctions, or is dropped or damaged in any manner. Contact Customer Care at support@instantappliances.com or 1-800-828-7280.



Read this manual carefully and completely, and retain for future reference.
Failure to adhere to safety instructions may result in serious injury.

IMPORTANT SAFEGUARDS

11. Do not use any accessories or attachments not authorized by Instant Brands™ Inc. The use of attachments not recommended by the manufacturer, such as fry baskets, may cause a risk of injury, fire or electric shock.
12. For household countertop use only. Do not use outdoors. Not for commercial use.
13. Do not place the appliance on any kind of stovetop, or in a heated oven; heat from an external source will damage the appliance.
14. Do not let power cord contact hot surfaces or open flame, including a stovetop.
15. Do not use appliance for anything other than intended use.
16. Proper maintenance is recommended after each use. Refer to “Care & Cleaning”. Let the appliance cool to room temperature before cleaning or storage.
17.  **CAUTION** Spilled food can cause serious burns. A short power-supply cord is provided to reduce the hazards resulting from grabbing, entanglement and tripping. Keep appliance and cord away from children. Never drape cord over edge of table or counter, never use power outlet below counter, and never use with an extension cord.
18. Do not attempt to repair, replace, alter, or modify components of the appliance. This may cause electric shock, fire and/or injury, and will void the warranty.
19. Do not tamper with any of the safety mechanisms.
20. Do not use the appliance in electrical systems other than 120V~60Hz for Canada and the USA. Do not use with power converters or adapters.
21. Do not overfill the cooking trays. Overfilling may cause food to contact the heating element, which may result in fire and/or personal injury.



Read this manual carefully and completely, and retain for future reference.
Failure to adhere to safety instructions may result in serious injury.

IMPORTANT SAFEGUARDS

22. Do not cover the air vents while the appliance is in operation. Doing so will prevent even cooking and may cause damage to the appliance.
23. Never pour oil into the cooking chamber. Fire and personal injury could result.
24. While cooking, the internal temperature of the appliance reaches several hundred degrees. To avoid personal injury, never place unprotected hands inside the appliance until it has cooled to room temperature.
25. When cooking, do not place the appliance against a wall or against other appliances. Leave at least 5" of free space on the back, sides, and above the appliance. Do not operate the appliance on or near combustible materials such as tablecloths and curtains. Do not place anything on top of the appliance.
26. When in operation, hot air is released through the air vents. Keep your hands and face at a safe distance from the air vents and take extreme caution when removing the accessories from the appliance.
27. Should the unit emit black smoke, press **Cancel** and unplug the appliance immediately. Wait for smoking to stop before opening the door, then clean the appliance thoroughly.
28. Do not leave the appliance unattended while in use.
29. Never connect this appliance to an external timer switch or separate remote-control system.
30. Use extreme caution when removing hot accessories from the cooking chamber or disposing of hot grease.
31. Oversized foods and/or metal utensils must not be inserted into the cooking chamber as they may cause risk of fire and/or personal injury.
32. Do not store any materials, other than the included accessories, in the cooking chamber when not in use.



Read this manual carefully and completely, and retain for future reference.
Failure to adhere to safety instructions may result in serious injury.

IMPORTANT SAFEGUARDS

- 33. Do not place any combustible materials in the cooking chamber, such as paper, cardboard, plastic, styrofoam or wood.
- 34. The included accessories are not to be used in a microwave, toaster oven, convection or conventional oven, nor on a ceramic, electric, induction or gas cooktop, or an outdoor grill.

SAVE THESE INSTRUCTIONS.

⚠ WARNING

To avoid injury, read and understand instruction manual before using this machine.

⚠ WARNING

Electrical shock hazard. Use grounded outlet only. DO NOT remove ground. DO NOT use an adapter. DO NOT use an extension cord. Failure to follow instructions can cause electrical shock and/or death.

NOTICE







THE FAILURE TO FOLLOW ANY OF THE IMPORTANT SAFEGUARDS AND THE IMPORTANT INSTRUCTIONS FOR SAFE USE IS A MISUSE OF YOUR APPLIANCE THAT CAN VOID YOUR WARRANTY AND CREATE THE RISK OF SERIOUS INJURY.

Special Cord Set

As per UL safety requirements, a short power supply cord (0.6 m to 0.9 m / 23 in. to 35 in.) is provided to reduce the hazards resulting from grabbing, entanglement and tripping.

This appliance has a 3-prong grounding plug. To reduce the risk of electric shock, plug the power cord into a grounded (earthed) electrical outlet that is easily accessible.

Product Specifications

					
Model: Vortex 6	1700W	120V ~ 60 Hz	6 Quart	12.08 lbs/5.48kg	in: 12.36L x 14.92W x 12.83H cm: 31.4L x 37.9W x 32.6H
Model: Vortex Plus 6	1700W	120V ~ 60 Hz	6 Quart	12.46 lbs/5.65kg	in: 12.36L x 14.92W x 12.83H cm: 31.4L x 37.9W x 32.6H



Read this manual carefully and completely, and retain for future reference.
Failure to adhere to safety instructions may result in serious injury.

Care & Cleaning

Unplug your Instant Air Fryer and let it cool to room temperature before cleaning. Never use harsh chemical detergents, scouring pads, or powders on any of the parts or components.

Part / Accessory	Instruction	Cleaning Method
Cooking Tray	<ul style="list-style-type: none">Do not cover the cooking tray when cooking.Optionally, spray the cooking tray with non-stick cooking spray before adding food.Remove, disassemble and clean after each use.Ensure all grease and food debris is fully removed.	Dishwasher Safe
Air Fry Basket & Outer Body	<ul style="list-style-type: none">Clean with a soft, damp cloth or sponge, and wipe dry to avoid streaking.Allow to air dry completely before use.	Damp Cloth Only

Note: To remove baked on grease residue from accessories and the cooking chamber, spray the affected area with a mixture of baking soda and vinegar, then wipe clean with a soft, damp cloth. For stubborn stains, allow the mixture to sit on the affected area for several minutes before scrubbing clean.

⚠ WARNING		
Do not immerse the appliance in water. Do not rinse the appliance under a tap. Do not wet prongs of power cord.	Without proper cleaning, food and grease splatter may build up around the heating element, causing the risk of smoke, fire, and personal injury.	If you smell smoke, touch Cancel and unplug the appliance. Once cool, remove food splatter or grease with a soft cloth and mild detergent.

Troubleshooting

Register your product today at instantappliances.com/support/register

Problem	Possible Reason		Solution
Black smoke is coming from Air Fryer	Using an oil with a low smoke point		Cancel the Smart Program, unplug the air fryer and allow it to cool to room temperature. Choose a neutral oil with a high smoke point, such as Canola, Avocado, Soybean, Safflower, or Rice Bran.
	Food residue on the bottom of the cooking chamber, or accessories		Cancel the Smart Program, unplug the air fryer and allow it to cool to room temperature. Remove all accessories from the cooking chamber and clean the area as well as all accessories thoroughly.
	Faulty circuit or heating element		Cancel the Smart Program, unplug the air fryer and allow it to cool to room temperature. Contact Customer Care Team. <i>Note: Do not attempt to repair the appliance.</i>
White Smoke is coming from Air Fryer	Cooking foods with high fat content, such as bacon, sausage, and hamburger		Avoid air frying foods with a high fat content. Check air fry basket and cooking tray for excess oil or fat and carefully remove as needed after cooking.
	Water is vaporizing producing thick steam		Pat dry moist food ingredients before air frying. Do not add water or other liquid to the air fry basket.
	Seasoning on food has blown into heating coil		Be mindful when seasoning food. Spray vegetables and meats before adding seasoning so they adhere to the ingredients.
Air Fryer is plugged in but will not turn on	The appliance is not properly plugged in		Ensure the power cord is plugged into the outlet firmly.
	Outlet is not powered		Plug in another appliance to the same plug to test the circuit. Move the Air Fryer to another plug.
	Air fry basket not fully installed		The air fry basket is installed correctly.
All lights flash and a code appears on the display	E1	Broken circuit of the thermal sensor	Contact Customer Care Team.
	E2	Short circuit of the thermal sensor	Contact Customer Care Team.

Any other servicing should be performed by an authorized service representative.

Warranty

Limited Warranty

This Limited Warranty is effective for one year from the date of original consumer purchase. Proof of original purchase date and, if requested by an authorized representative of Instant Brands Inc. ("Instant Brands"), return of your appliance, is required to obtain service under this Limited Warranty. Provided that this appliance is operated and maintained in accordance with written instructions attached to or furnished with the appliance, Instant Brands will, in its sole and exclusive discretion, either: (i) repair defects in materials or workmanship; or (ii) replace the appliance. In the event that your appliance is replaced, the Limited Warranty on the replacement appliance will expire 12 months from the date of original consumer purchase.

This Limited Warranty extends only to the original purchaser and use of the appliance in the United States of America and Canada. This warranty does not cover units that are used outside of the United States of America and Canada.

Any modification or attempted modification to your appliance may interfere with the safe operation of the appliance and will void this Limited Warranty. This Limited Warranty does not apply in respect of any appliance or any part thereof that has been altered or modified unless such alterations or modifications were expressly authorized by an Instant Brands representative.

Limitation and Exclusions

The liability of Instant Brands, if any, for any allegedly defective appliance or part shall in no circumstances exceed the purchase price of a comparable replacement appliance.

This Limited Warranty does not cover:

1. Damage resulting from accident, alteration, misuse, abuse, neglect, unreasonable use, use contrary to the operating instructions, normal wear and tear, commercial use, improper assembly, disassembly, failure to provide reasonable and necessary maintenance, fire, flood, acts of God or repair by anyone unless directed by an Instant Brands Representative;
2. Repairs where your appliance is used for other than normal, personal use or when it is used in a manner that is contrary to published user or operator instructions; or
3. Use of unauthorized parts and accessories, or repairs to parts and systems resulting from unauthorized repairs or modifications made to this appliance.

The cost of repair or replacement under these excluded circumstances shall be borne by you.

Warranty

Disclaimer of Implied Warranties

EXCEPT AS EXPRESSLY PROVIDED HEREIN AND TO THE EXTENT PERMITTED BY LAW, INSTANT BRANDS MAKES NO WARRANTIES, CONDITIONS OR REPRESENTATIONS, EXPRESS OR IMPLIED, BY STATUTE, USAGE, CUSTOM OF TRADE OR OTHERWISE WITH RESPECT TO THE APPLIANCES OR PARTS COVERED BY THIS WARRANTY, INCLUDING BUT NOT LIMITED TO, WARRANTIES, CONDITIONS, OR REPRESENTATIONS OF WORKMANSHIP, MERCHANTABILITY, MERCHANTABILITY QUALITY, FITNESS FOR A PARTICULAR PURPOSE OR DURABILITY.

Some states or provinces do not allow for the exclusion of implied warranties of merchantability or fitness, so this limitation may not apply to you. In these states and provinces, you have only the implied warranties that are expressly required to be provided in accordance with applicable law.

Limitation of Remedies;

Exclusion of Incidental and Consequential Damage

YOUR SOLE AND EXCLUSIVE REMEDY UNDER THIS LIMITED WARRANTY SHALL BE APPLIANCE REPAIR OR REPLACEMENT AS PROVIDED HEREIN. INSTANT BRANDS SHALL NOT BE LIABLE FOR INDIRECT, INCIDENTAL OR CONSEQUENTIAL DAMAGES ARISING OUT OF OR IN CONNECTION WITH THE USE OR PERFORMANCE OF THE APPLIANCE OR DAMAGES WITH RESPECT TO ANY ECONOMIC LOSS, PERSONAL INJURY, LOSS OF PROPERTY, LOSS OF REVENUES OR PROFITS, LOSS OF ENJOYMENT OR USE, COSTS OF REMOVAL, INSTALLATION OR OTHER INDIRECT, INCIDENTAL OR CONSEQUENTIAL DAMAGES OF ANY NATURE OR KIND.

Warranty Registration

Please visit www.instantappliances.com/support/register to register your new Instant Brands™ appliance and validate your warranty within thirty (30) days of purchase. You will be asked to provide the store name, date of purchase, model number (found on the back of your appliance) and serial number (found on the bottom of your appliance) along with your name and email address. The registration will enable us to keep you up to date with product developments, recipes and contact you in the unlikely event of a product safety notification. By registering, you acknowledge that you have read and understand the instructions for use, and warnings set forth in the accompanying instructions.

Warranty Service

To obtain service under this warranty, please contact our Customer Service Department by phone at 1-800-828-7280 or by email to support@instantappliances.com. You can also create a support ticket online at www.instantappliances.com/support. If we are unable to resolve the problem, you may be asked to send your appliance to the Service Department for quality inspection. Instant Brands is not responsible for shipping costs related to warranty service, save and except for shipping costs associated with the return of your appliance from Canada or within the 48 contiguous states and the District of Columbia of the United States of America, as provided herein. When returning your appliance, please include your name, mailing address, email address, phone number, and proof of the original purchase date as well as a description of the problem you are encountering with the appliance.



Instant Brands Inc.
11 - 300 Earl Grey Dr., Suite 383
Ottawa, Ontario
K2T 1C1
Canada

Register your product today at:
instantappliances.com/support/register

Contact Customer Care:
1-800-828-7280
support@instantappliances.com
instantappliances.com/#Chat

instantappliances.com
store.instantappliances.com