



Wire Processing with thru-splicing for crimped terminals.

AMP-O-LECTRIC MODEL G II SPLICE TERMINATOR

Designed for the maximum in flexibility, reliability and safety.

Precision Matters.

The splice terminator is offered in two versions, with and without Crimp Quality Monitoring (CQM II). When equipped with the optional CQM II, the Model G II splice terminator measures force and position during every crimp cycle, providing real time monitoring of crimp height, which is the fundamental crimp characteristic. The CQM II also monitors the shape of the work curve for every termination. Variations in the work curve may indicate improper wire placement, incorrect wire size, insulation in the wire barrel, tooling wear, etc. CQM II details and part numbers are shown on the other side of this sheet. All Model G II splice terminator versions include precision adjustment for crimp height — an important feature, which, in combination with the optional CQM II, enables repeatable, tight crimp tolerances required for today's demands for higher levels of quality. By simply resetting a dial, the operator can adjust crimp height in 0.013 [.0005"] increments over a 0.457mm [.018"] range.

Safety First.

Improved guarding on the Model G II splice terminator provides open access for quick and smooth installation of both end-feed and side-feed applicator styles, and meets applicable CE and domestic safety requirements.


Engineered with the Operator in Mind.

Applying thru-splices is fast and efficient with the Model G II splice terminator thanks to its open access design that gives operators access to both sides of the applicator for placing and holding the wires. The Model G II splice terminator is one of the quietest terminators on the market. It features improved access to, and significantly updated lighting in the under cabinet and target areas, and includes a variable speed option which gives the operator more flexibility for those tricky applications that benefit from slower ram and feed speeds. And, with its tool-less changeover capability setup speeds are quick and easy.

Complete Control.

Like other AMP-O-LECTRIC Model G II terminators, the splice version includes fine crimp height adjustment, full guarding with interlocks, total and batch counter and capabilities for jog and split-cycle operation. One exception however is that Model G II splice terminators feature a two-piece applicator design and do not accept Heavy-Duty Mini (HDM) or OCEAN style applicators. Our user-friendly LCD control panel includes simple button controls for: motor powering on and off, adjusting the ram speed, jogging the motor forward or in reverse, switching to split-cycle operation, work lighting, air feed, and batch counter reset. For improved quality, the controls also detect and report errors in the machine, and stop cycling when a bad crimp is detected by the CQM II.

TE FIELD ENGINEERS BRING YOU:



Standard G Splice Applicator

The two-piece applicator is for use only with the AMP-O-LECTRIC Model G II splice terminator. Applicators are available for end- and side-reeled products. A dial-in setting provides quick adjustment of crimp height. All applicators use an air-feed mechanism.

Related Documents

Customer Manual

409-5842 AMP-O-LECTRIC Model "G II" Terminating Machines 2217000-[]

Instruction Sheet

408-4357 AMP-O-LECTRIC Model G II Terminating Machine 2217002-[] for Splice Terminals

Catalogs

1308248 Magnet Wire Splice Catalog
1308516 Magnet Wire Termination Guide

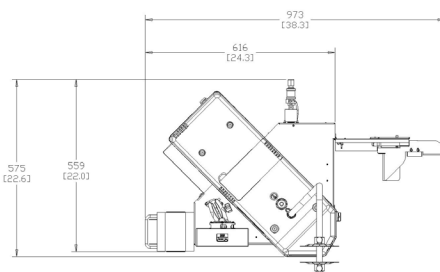
Specifications and Dimensions

Capacity	5000 lb [2224 N] max. crimp force
Deflection	.003 [0.076] max per 1000 lb [445 N] crimp force
Noise	76 dB max. at 5000 lb [2224 N] full capacity
Weight	Approx. 240 lb [109 kg]
Height	20 [508]
Electrical	120/220 VAC, 50/60 Hz; Avg. 2.6 A at 120 VAC when used as a bench-top unit at 2000 cycles per hour operating rate
Air	90-110 psi [6.21-7.58 bar], 6 scfm [0.00283 m³/s] (when required for use with air-feed applicators)

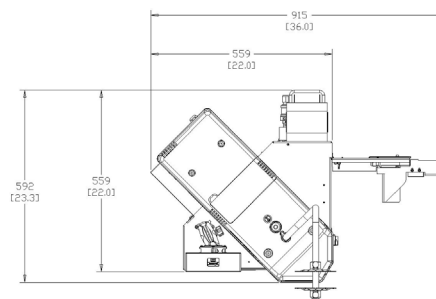
Part Numbers Description

2217002-1	Terminator with Manual Crimp Adjust
2217002-2	Terminator with Manual Crimp Adjust with CQM II
Various* -2	Applicator (-2 CE version of applicator is required.)

* Dependent on terminal. Please contact your local TE representative for the proper applicator number or contact the Tooling Assistance Center at 1-800-522-6752.



Model G II Thru-Splice Terminator Side-Feed



Model G II Thru-Splice Terminator End-Feed

Crimp Quality Monitor II.



The Crimp Quality Monitor II (CQM II) checks every crimp as it is produced, measuring crimp height of each termination and evaluating the quality of each crimp. If a crimp has questionable characteristics,

visual and audible alarms alert the operator. The CQM II includes data ports for printing and networking.

Download catalog **82275** from www.tooling.te.com to learn more.



Waste Not. Want Not.

Whether it's time or scrap, in manufacturing everyone knows that waste costs money. With our on-site certification and consultation services, we can help you:

- Reduce downtime
- Reduce scrap
- Maintain crimp quality
- Improve manufacturing efficiency

te.com

TE Connectivity, TE Connectivity (logo) and Every Connection Counts are trademarks. All other logos, products and/or company names referred to herein might be trademarks of their respective owners.

The information given herein, including drawings, illustrations and schematics which are intended for illustration purposes only, is believed to be reliable. However, TE Connectivity makes no warranties as to its accuracy or completeness and disclaims any liability in connection with its use. TE Connectivity's obligations shall only be as set forth in TE Connectivity's Standard Terms and Conditions of Sale for this product and in no case will TE Connectivity be liable for any incidental, indirect or consequential damages arising out of the sale, resale, use or misuse of the product. Users of TE Connectivity products should make their own evaluation to determine the suitability of each such product for the specific application.

© 2017 TE Connectivity Ltd. family of companies All Rights Reserved.

889021 02/17 Original

Contact us today to learn more

North America (US, Mexico and Canada)

- Wire processing equipment:
800-722-1111 or 717-810-3434
- Board processing equipment:
888-782-3349 or 610-893-9680
E-mail: fieldservicesnorthamerica@te.com
- Web: www.te.com/fieldservice

For locations outside North America
visit www.tooling.te.com

www.te.com/fieldservice