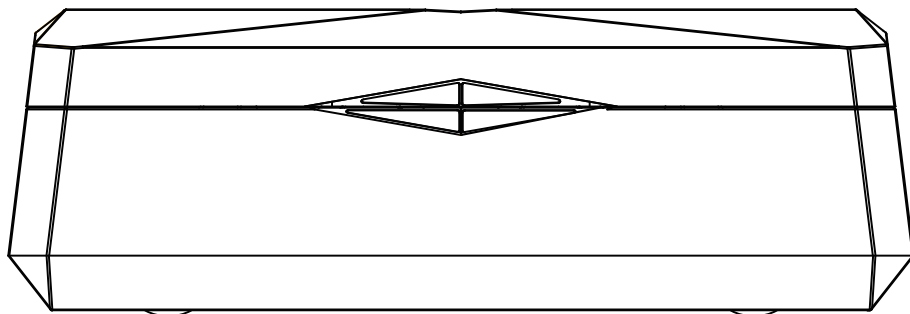
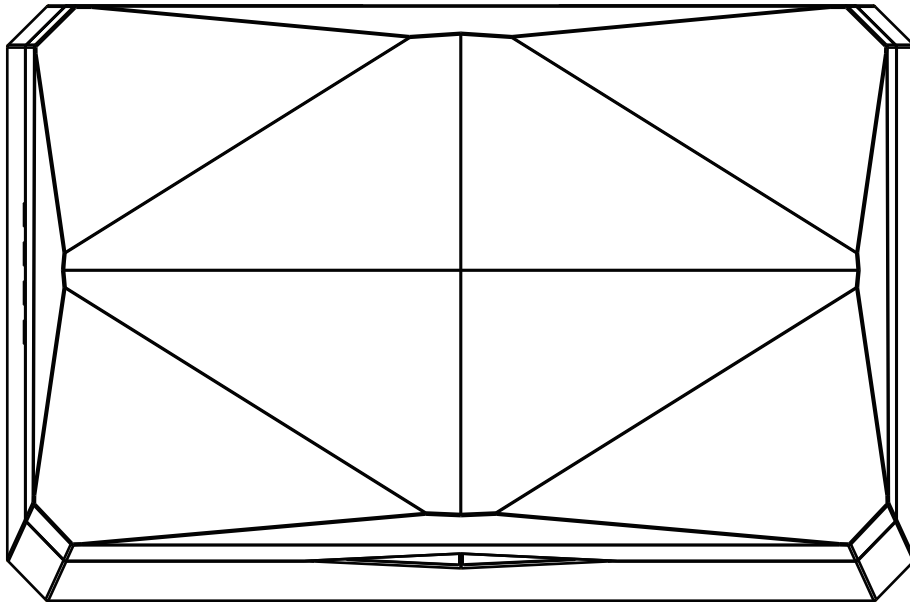


ifi

GO pod Max



User Manual

Ver1.0

Thank you for purchasing this GO series pod. The **GO pod Max** is an Wearable, Lossless HD Bluetooth DAC/headphone amp.

We've taken our **GO pod** and pushed it to the **MAX**. Transform your IEMs into a high-fidelity true wireless stereo system, now enhanced with signature iFi features.

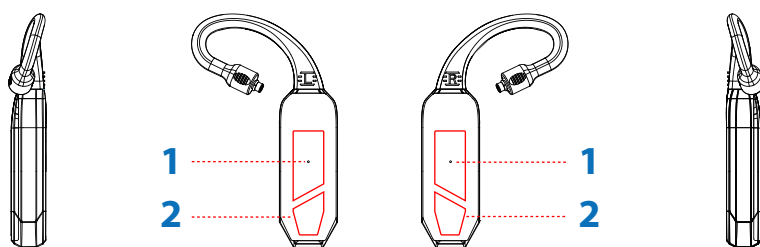
With lossless Bluetooth, K2HD technology, digital filtering options, and intelligent power calibration to optimise your IEMs, the **GO pod Max** combines instant sound improvement with the ability to fine-tune your listening experience.

Boasting 35 hours of total playtime and UVC sterilisation in its portable charging case, we have designed a DAC to support you on any and every adventure.

Take your music further than ever with our wearable, lossless Bluetooth DAC.

FEATURES

- Lossless, CD-Quality Bluetooth via aptX Lossless, with support for LDAC and LHDC
- JVCKENWOOD's K2HD technology restores harmonics for near-master quality sound
- Hi-Fi inspired architecture with dedicated Bluetooth, DAC and amp stages in each pod
- Cirrus Logic MasterHIFI DACs deliver dynamic sound with minimal battery drain
- Fully balanced amplification for ultra-low distortion and a silent background with sensitive IEMs
- Customisable sound with user-selectable digital filters and auto impedance matching
- Internal UVC lights inside the case sterilise your IEMs
- Interchangeable ear loop connection system for broad IEM compatibility
- Convenient charging options with Qi wireless and USB-C quick charging



1. GO pod Max status indicator

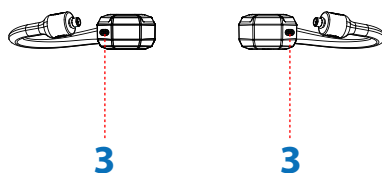
LED	Status
Charging:	Steady Red
Fully charged:	Light off
Awaiting connection:	Flashing Blue
Ready to pair:	Alternately flash Red and Blue
Successfully paired:	Light off
Factory Reset:	Steady Blue $\geq 3s$. Then alternately flashes red and green (Operated via the Nexis app, only effective when using two earphones. Not effective when using a single earphone.)

2. Touch control area

- Play/Pause/Answer the call (Single tap)
- Reject/hang up (Double tap)
- Skip forward (Double tap)
- Skip back (Triple tap)
- On/Off Touch control area (Four tap)¹
- Volume Up (Hold right): Only works when using both earpieces. Doesn't work with one earpiece.
- Volume Down (Hold Left): Only works when using both earpieces. Doesn't work with one earpiece.
- Wake up voice assistant (Single tap then hold)
- Bluetooth Pairing (Hold left and right together for $\geq 2s$)
- Power Reset (Hold left or right for $\geq 12s$, release when steady blue light is on)²

Tip: 1. This feature was added via a Bluetooth firmware update to prevent accidental touching of the control area.

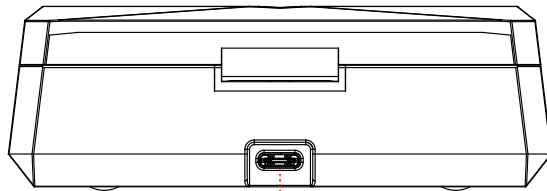
2. The reboot function can be used when the GO pod is abnormal or dead.



3. Microphone

Built-in mic for hands-free calls when paired with your smartphone.

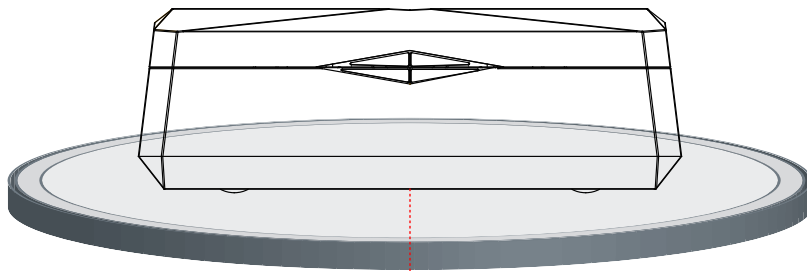
Tip: To wake up your phone's voice assistant, Single tap then hold left or right for $\geq 2s$ the Touch control area (2).



4

4. 5V/1A USB-C battery charge input

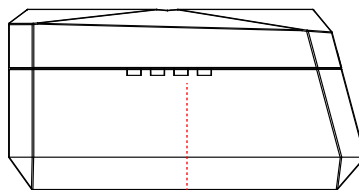
For charging only. 5V/1A and above USB-C charger.



5

5. 5V/2A Qi wireless charging battery charging input

Use a 5V/2A and above Qi certified wireless charger.



6

6. Charging box LED for Battery Status

LED	Status
4/4	> 75%
3/4	> 50%
2/4	> 25%
1/4	≤ 25%

*Battery LED will flash when it is charging and will go out when it is fully charged..

K2HD Technology

The GO pod Max incorporates JVCKENWOOD's K2HD Technology, designed to enhance sound quality by restoring altered or degraded digital audio. This processing brings the sound closer to the quality of the original master recording.

Select the following options via the iFi Nexus app:

Off >  > 

K2 Mode



Features

Collective term for JVCKENWOOD's K2 Technology, used here to denote K2 Technology processing without up-sampling, while delivering a K2HD Technology like effect.



Upsample the audio file to 88.2/96kHz, then apply the selected K2 Technology parameter for waveform correction, extend the high frequency, restore the altered or degraded digital audio file to improve the sound quality, and make the sound closer to the original master tape quality.

*"K2 Technology" and "K2HD Technology" are trademarks or registered trademarks of JVCKENWOOD Corporation."

Bluetooth Pairing

When removed from the charging case, GO pod Max LED blinks blue as it automatically searches for a previously paired device. If a stored device is not found, it then automatically enters pairing mode with LED blinking blue and red.

To enter pairing mode manually, Press the left and right touch area together for $\geq 2s$ until LED flashes red / blue.

The GO pod Max is able to store up to 8 paired Bluetooth devices. Manual reconnection may still be necessary.

Connecting to Bluetooth device

When you remove the GO pod Max from the charging case, they switch on and connect to each other automatically; both pods flash blue during interconnection, and once connected, But then will flash Red and Blue if not paired to a audio device

GO pod Max Auto-connecting

The GO pod Max switch on and connect to each other automatically when taken out of the charging case. And the GO pod Max will flash blue lights to indicate that the GO pod Max are automatically interconnection to each other. Once interconnection successfully, the GO pod Max L +R will alternately flash the red light and blue light.

Single-GO pod Max Mode

Removing the right or left GO pod Max from the charging case, it will automatically turn on, and select "GO pod Max" (Left GO pod Max) or "GO pod Max" (Right GO pod Max) in the Bluetooth list to connect GO pod Max.

If the GO pod Max has not successfully connected to Bluetooth for more than 5 minutes, they will automatically shut down.

When you put the GO pod Max back in the case, it turns off and starts charging. The red light stays on while charging and turns off when fully charged.

When you take the GO pod Max earbuds out of the case to pair them, keep them close together—no more than 15 cm apart - or they might not connect properly.



"iFi Nexus"

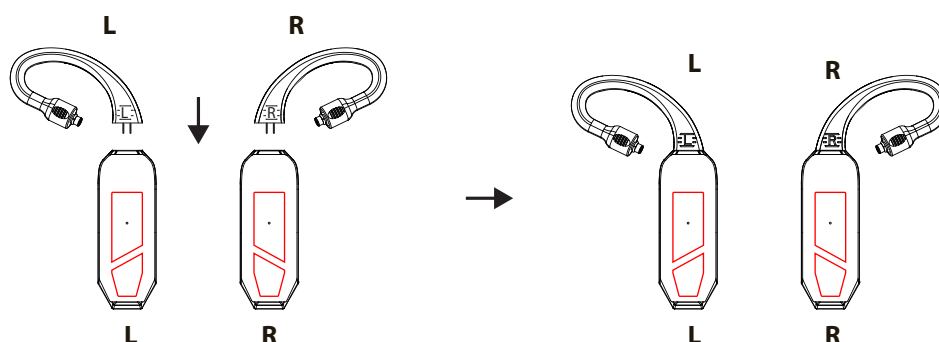


Download the Nexus app for added features and future updates

Set up your Bluetooth connection using our iFi-Nexis APP

Please search for "GO pod Max" within the Nexus app.

The Nexus app helps you to use all functions and settings of the headset, such as digital filters to adjust the sound, Resetting of GO pod Max.



Ear loops connected to the GO pod Max touch control units

Two ear loop pairs are supplied: 0.78mm 2-pin, MMCX.



Scan the QR code to view the official iFi audio GO pod Max video on YouTube.

Cautions

1. Avoid extreme heat, cold and humidity.
2. Avoid dropping or crushing the GO pod Max, stressing ear loop by rapid pulling or extreme force, or bending ear loop at sharp angle.
3. If you experience discomfort or pain, try lowering the volume or discontinuing use temporarily.
4. If you experience regular discomfort while using this product, discontinue use and consult the physician.

Warning: Dry the GO pod Max completely before placing them in the charging case to avoid damaging the case.

SPECIFICATIONS

Bluetooth version :	Bluetooth 5.4
Codecs :	aptX Lossless*, LDAC*, LHDC/HWA*, aptX Adaptive, aptX, AAC, SBC
Chipset:	Qualcomm QCC 5100 Series
Chipset:	10 m
Auto impedance detection:	16Ω/32Ω/64Ω/300Ω
^Output Power (RMS/Max.):	≥0.96V/57mW @ 16Ω; ≥1.96V/200mW @ 32Ω ≥2.73V/116mW @ 64Ω; ≥4.0V/53mW @ 300Ω
SNR:	≥129dB @ 32Ω
DNR:	≥129dB @ 32Ω
THD + N:	≤0.002% (1kHz/32Ω)
Frequency response:	10-40kHz (-3dB) Via LDAC
Battery:	
Pod	180mAh
Charging box	1500mAh
Working hours:	
Pod	~7h
Charging box	~30h
Charging time:	
Pod	~1.5h
Charging box	~2h
Power System:	5V/1A or 5V/2A Qi certified charger
Dimensions:	
Pod	47.5 x 16.1 x 9.5 mm (1.87" x 0.63" x 0.4")
Charging box	97 x 94 x 45 mm (3.7" x 3.7" x 1.9")
Net weight:	
Pod	4.5g (0.86 oz)
Charging box	185g (6.53 oz)
Limited Warranty:	12 months**

12 months typical or as permitted/required by local reseller laws.

Specifications are subject to change without notice.

^See FAQ at ifi-audio.com for more information.

K2 Technology" and "K2HD Technology" are registered trademarks of JVCKENWOOD Corporation.

Qualcomm aptX and Snapdragon Sound are products of Qualcomm Technologies, Inc. and/or its subsidiaries.

Qualcomm, Snapdragon and Snapdragon Sound are trademarks or registered trademarks of Qualcomm Incorporated.

aptX is a trademark of Qualcomm Technologies International, Ltd.

LDAC and the LDAC Logo are trademarks of the Sony Corporation.