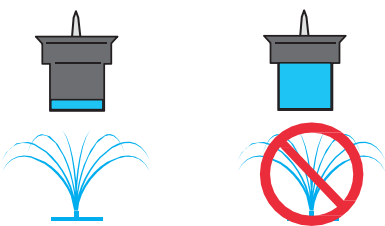


90844

[www.claber.com](http://www.claber.com)

QR-CODE

## GENERAL INFORMATION




When the Rain Sensor container is full (rainfall of at least 5 mm) it sends the stop signal to the programmers to which it has been associated via the myClaber App. Once the water has evaporated, the Rain Sensor will send a signal to resume watering.

Power supply	2x AA LR6 1,5 V alkaline
Average life of the battery	1 years
Degree of protection	IP 21
Bluetooth® version used	5.2
Minimum Bluetooth® version required	4.1
Operating temperature	3 - 60 °C
Plastic materials	>ABS< - >PC< >POM< - >TPE<

This diagram shows the exploded view of the 1000 Series Electric Pressure Cooker. The components are numbered as follows:

- 1: Inner lid (with steam release valve)
- 2: Outer lid (with gasket)
- 3: Main body of the pressure cooker
- 4: Side handle
- 5: Base (with heating element)
- 6: Feet (for stability)
- 7: Feet (for stability)

- 1 Top cover
- 2 
- 3 Receptacle
- 4 Fastening bracket
- 5 Battery status led
- 6 Battery holder
- 7 Battery housing cover

1

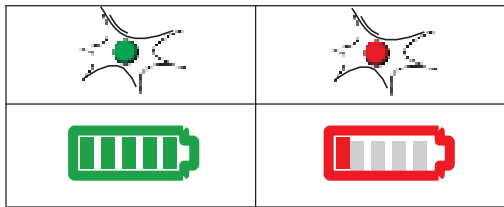
2

3

4


1,5 V AA Alkaline

BATTERIES NOT INCLUDED



Only use 2 new AA 1.5V (LR6) Alkaline batteries not rechargeable.  
When the LED flashes red the battery is running out of power, then  
as soon as possible.  
Always remove the battery if the Rain Sensor BT is not to be used for  
extended periods. For correct disposal of the drained batteries, use the  
designated collection bins.

## Download the App



## 90844 RAIN SENSOR BT –

**PIN:** 000 000 000 ←

**CLABER SPA - Via Pontebbana 22  
33080 Fiume Veneto - PN - Italy  
Tel. +39 0434 958836  
info@claber.com**

FCC ID: 2BB36-RAINSENSORBT



Insert the float correctly and check that, within a few seconds, the grey umbrella icon appears on the myClaber App, in the Rain Sensor BT section just paired.

Remove the float and repeat the operation, the umbrella icon should be changed to blue.

Read this instruction manual carefully and keep it handy for future reference.

The product is not designed and intended exclusively for the purpose of watering time by adults with experience and knowledge. The product must not be used by minors and people who do not understand these instructions or are under the influence of drugs or alcohol. People who have mobility/psychological impairments must be supervised during its use. Make sure that children do not play with the device.

Do not power the water timer with sources other than those specified. Do not use the sensor with chemicals/liquids other than water.

At the end of the season, remove the batteries.

Any use other than that described in this manual is considered improper: the manufacturer acknowledges no liability for damages arising from improper use, which will also void the warranty.

The device has a low-intensity electromagnetic field. There is, however, a possibility of interference with active or inactive medical devices.

The packaging and some small parts may lead to the risk of suffocation if swallowed. Keep children away during installation and use.

This equipment has been tested and found to comply with the limits for a Class B digital device, pursuant to part 15 of the FCC Rules. These limits are designed to provide reasonable protection against harmful interference in a residential installation. This equipment generates, uses and can radiate radio frequency energy and, if not installed and used in accordance with the instructions, may cause harmful interference to radio communications. However, there is no guarantee that interference will not occur in a particular installation. If this equipment does cause harmful interference to radio or television reception, which can be determined by turning the equipment off and on, the user is encouraged to try to correct the interference by one or more of the following measures:

- Reorient or relocate the receiving antenna.
- Increase the separation between the equipment and receiver.
- Connect the equipment into an outlet on a circuit different from that to which the receiver is connected.
- Consult the dealer or an experienced radio/TV technician for help.

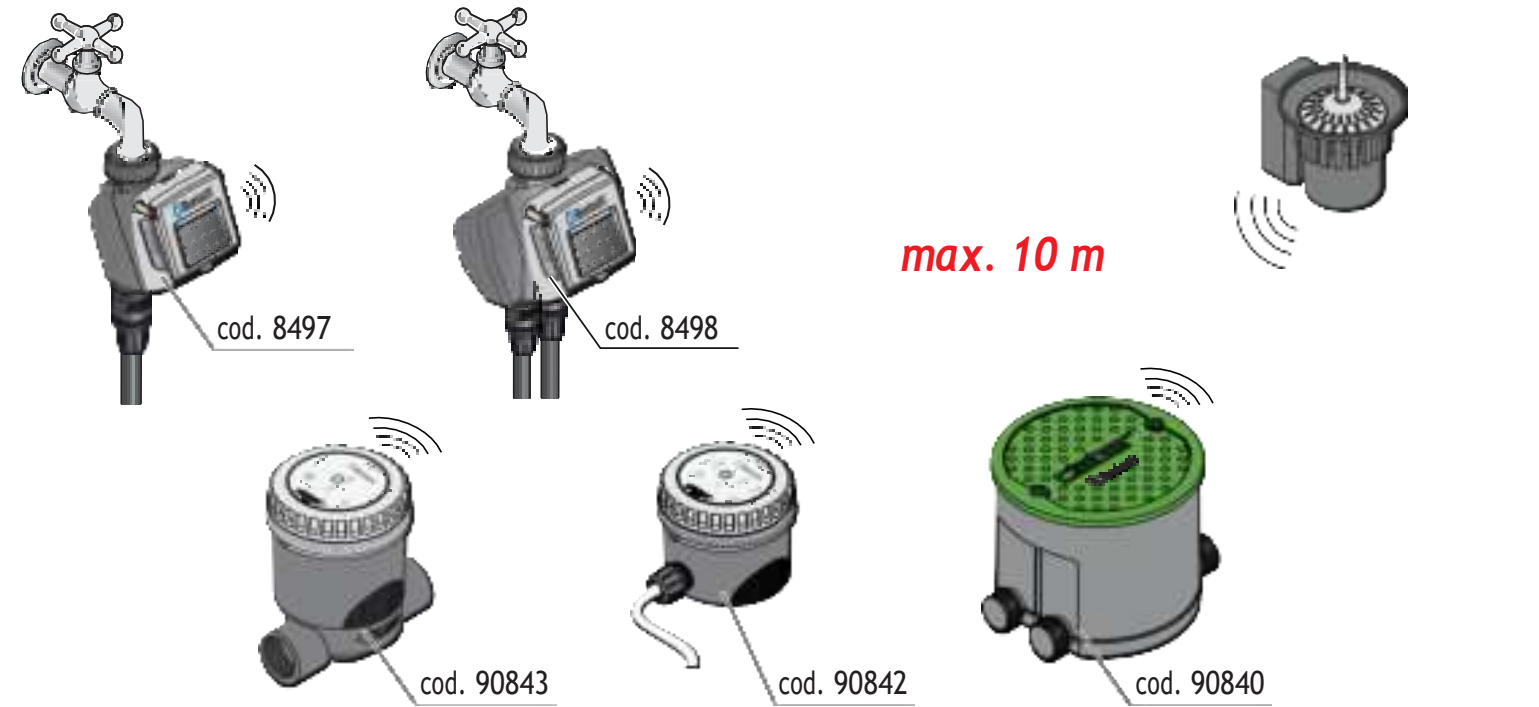
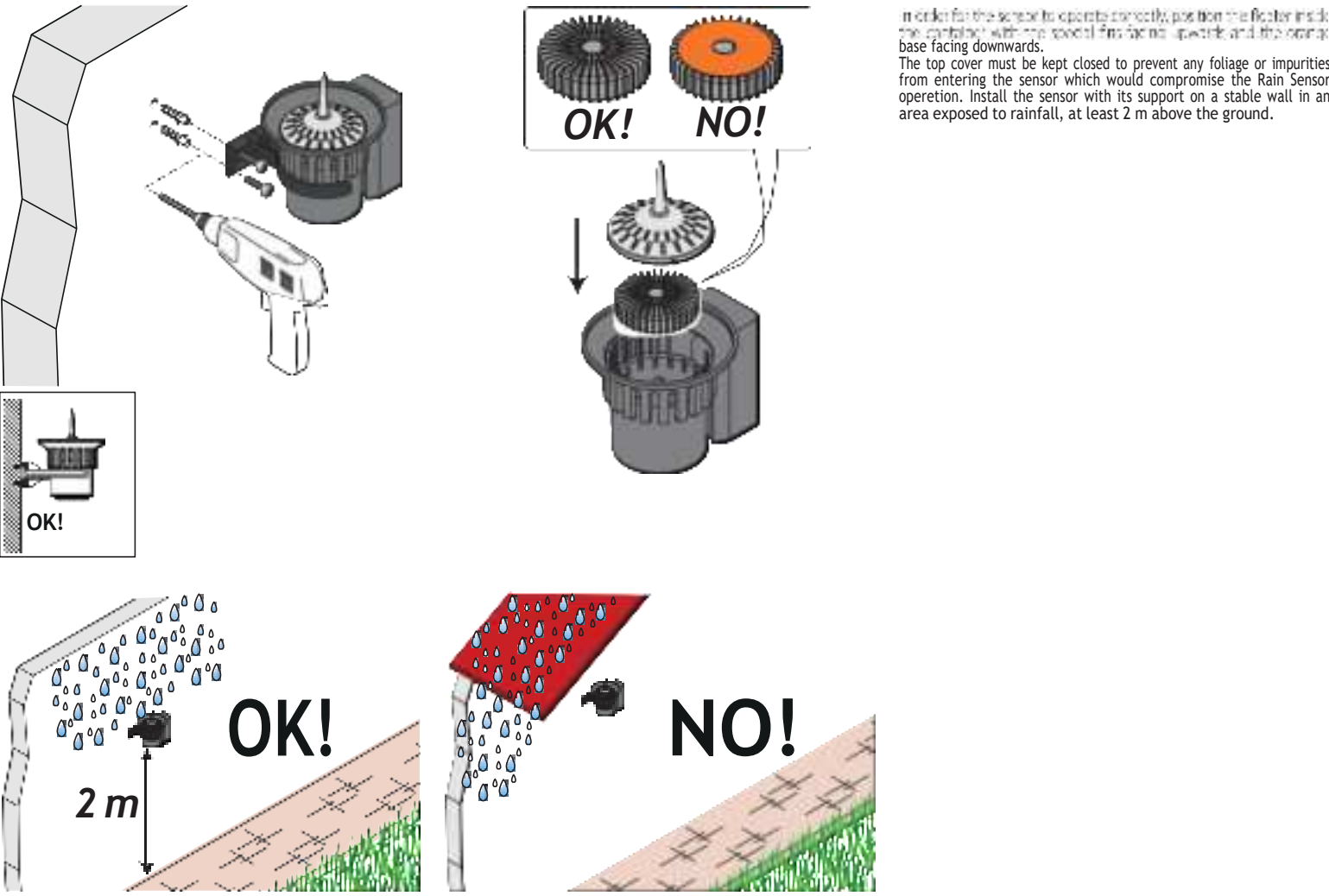
Caution: Any changes or modifications to this device not explicitly approved by manufacturer could void your authority to operate this equipment.

This device complies with part 15 of the FCC Rules. Operation is subject to the following two conditions: (1) This device may not cause harmful interference, and (2) this device must accept any interference received, including interference that may cause undesired operation.

## RF Exposure Information

The device has been evaluated to meet general RF exposure requirement.  
The device can be used in portable exposure condition, compliance with exposure requirements.  
This equipment should be installed and operated with minimum distance 0 mm between the radiator & your body.

INSTALLATION



Once installed, the Rain Sensor BT is ready to be used with all Claber programmers with Bluetooth® technology. Using the app Claber supports the use of the sensor on the desired programmers.

Place the Rain Sensor BT at a minimum of 1 m and maximum of 10 m of distance (without obstacles) from the programmers.

RAEE DISPOSAL

The symbol in question applied to the product or the packaging indicates that the product must not be considered as normal domestic waste, but must be taken to a special centre for the collection and recycling of waste electrical and electronic equipment. Take care to dispose of this product in the proper way; this will help to avoid the negative consequences that could arise from unsorted collection or dumping. For more detailed information on the recycling of this product, contact the municipal authority, the local refuse collection service or the dealer from whom the item was purchased.

CONDITIONS OF GUARANTEE

This device is guaranteed for 3 years from the date of purchase as indicated by the invoice, bill or till receipt issued at the time of the transaction, which must be kept. Claber guarantees that the product is free of material or manufacturing defects. Within 3 years from the date of delivery to the consumer, Claber shall repair or replace any parts of this product found to be defective. The warranty is void in the event of:

- Lack of proof of purchase (invoice, receipt or cash register receipt);
- Use or modification of the product for purposes not intended by the manufacturer;
- Disassembly or tampering by unauthorised personnel;
- Faulty installation of the product;
- Damages from atmospheric agents or contact with chemical agents;

Claber accepts no liability for products that it has not manufactured, even if used in combination with its own products. The costs and the risks associated with shipment are met entirely by the owner. Assistance is provided by Claber authorized service centres.

**Declaration of Conformity**  
**Claber S.P.A.** Via Pontebbana, 22 - 33080  
Fiume Veneto - Pordenone - Italy

TBD

TRADEMARK ATTRIBUTION FOOTNOTE

App Store is a trademark registered by Apple Inc.  
Android, Google Play and the Google Play logo are trademarks registered by Google LLC.  
The Bluetooth® brand and logo are registered trademarks owned by Bluetooth SIG, Inc. and are used under licence by Bluetooth SIG, Inc.  
Claber S.p.A. does not claim any right over the third-party trademarks listed.