

Single DishDrawer™ Dishwasher, Sanitise

Series 7 | Contemporary

Stainless Steel

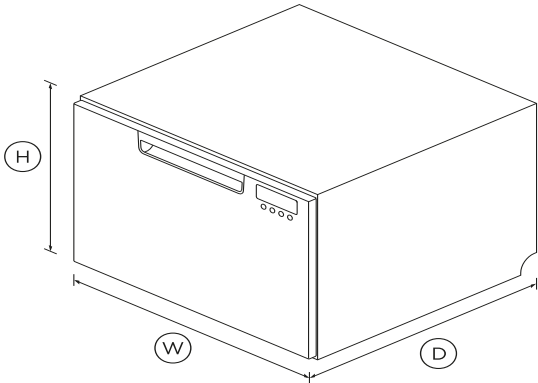


Designed to fit your full-sized dinner plates, this DishDrawer™ can be placed anywhere in your kitchen, for loading dishes with less bending.

- Six wash programs, as well as additional Quick wash, Sanitise and Extra Dry options
- Flexible racking allows you to customise internal shelves to suit your needs

DIMENSIONS

Height	410mm
Width	599mm
Depth	573mm



FEATURES & BENEFITS

- Easy to use**
DishDrawer™ Dishwashers are as easy to open and close as kitchen drawers and can be conveniently positioned at bench height for ease of loading and minimal bending. Flexible racking allows you to make adjustments to fit in a variety of dishes.
- Quick, Sanitise and Extra Dry options**
The Quick wash modifier delivers a faster wash while maintaining performance. The Sanitise option provides extra protection, killing 99.9% of bacteria in the final rinse. The Extra Dry setting is

perfect for plastic dishes.

- Quiet performer**
Running at a very low decibel rating, these DishDrawer™ Dishwashers do their job without making a fuss. The combination of intelligent technology and simple mechanics means greater reliability and excellent wash performance.
- Seamless integration**
DishDrawer™ Dishwashers integrate beautifully into any kitchen space. They're designed to match the Fisher & Paykel family of kitchen appliances, with matching handles, premium styling and quality materials.

SPECIFICATIONS

- Accessories**
- Cutlery basket
 - Knife clip and multipurpose
- Capacity and loading**
- | | |
|-----------------------------|-------|
| Accommodates round plates | 280mm |
| Adjustable height, foldable | • |
| Fold down tines | • |
| Pitch adjustable tines | • |
- Consumption**
- | | |
|------------------------------|-----------------|
| Energy rating | 3.5 star |
| Water rating | 4.5 star (WELS) |
| Water usage (per wash cycle) | 6.9L |
- Controls**
- Child lock
 - Electronic fault/Diagnostic

End of cycle beeps	•
Energy saving delay start	•
Rinse aid indicator light	•

Features

Fan assisted drying	•
Flow through detergent	•
Quiet operation	•
SmartDrive™ technology	•

Performance

Noise on standard cycle top	43dBA
-----------------------------	--------------

Power requirements

Amperage	4.2A
----------	-------------

Product dimensions

Depth	573mm
Height	410mm
Width	599mm

Warranty

Parts and labour	2 years
------------------	----------------

Wash Program Modifiers

Extra Dry	•
Quick	•
Sanitise	•

Wash Programs

Delicate	•
Fast	•
Heavy	•
Medium	•
Normal eco	•
Rinse	•







Water connection

Water pressure	0.1 Mpa - 1 Mpa
----------------	------------------------

SKU	82316
-----	-------

The product dimensions and specifications in this page apply to the specific product and model. Under our policy of continuous improvement, these dimensions and specifications may change at any time. You should therefore check with Fisher & Paykel's Customer Care Centre to ensure this page correctly describes the model currently available. ? Fisher & Paykel Appliances Ltd 2020

Other product downloads available at fisherpaykel.com

	Quick Start Guide
	User Guide
	Service & Warranty
	Installation Guide
	Specification Guide SingleDishDrawer
	Data Sheet Single DishDrawer



A PEACE OF MIND SALE

24 Hours 7 Days a Week Customer Support

T 1300 650 590 W www.fisherpaykel.com