




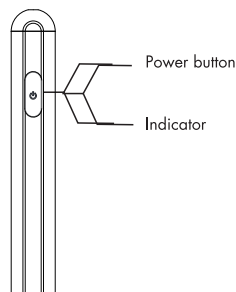
# Active Stylus Pro Pen

## USER'S MANUAL



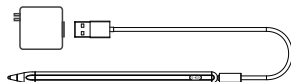
### How to work

Click the button, turn ON  
Click the button, turn OFF

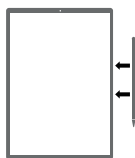


### How to charge

Connect the USB to the DC cable with the USB adaptor



Magnetic



For iPad Pro 11-inch  
For iPad Pro 12.9-inch (3rd Generation)

### Charge indicator

LIGHT OFF: Fully charged



RED LIGHT: Charging



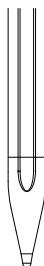
WHITE LIGHT: In use



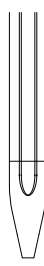
### How to replace the fine point tip

Remove the POM tips as illustrated below (1-2-3-4)

1



2



### Compatible devices

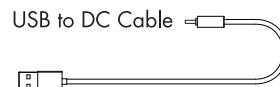
iPad Pro 11-inch  
iPad Pro 12.9 inch (3rd Gen.)  
iPad Pro 11 inch (2nd Gen.)  
iPad Pro 12.9 inch (4th Gen.)  
iPad Air (3rd Gen.)  
iPad (7th Gen.)  
iPad Mini (5th Gen.)

#### Note:

Only compatible with iPad models released in 2018 or later.

### Accessories details

Active Stylus Pen..... x 1  
USB Cable..... x 1  
Instructional manual..... x 2



### Specifications

- **Dimensions:**  
165mm X 89mm
- **Battery:** Li-polymer 140mAh
- **Charging Port:** USB to DC Cable
- **Charging time:** 2 Hours
- **Operating time:**  
> 15 Hours
- **Fine point tip size - POM:** 1.7mm
- **Sleep mode:** If not in use for 120 minutes, the stylus will power off.