


60cm Built-In Oven

OBO606AMCOM

omega

Designed to Enhance
EST. 1981



Introducing your new 60cm Built-In Oven

Before First Use

Before using your new Omega Built-In Oven for the first time, please read your manual thoroughly, even if you are familiar with this type of appliance.

When your oven is switched on for the first time, it may give off an unpleasant smell. This smell is completely normal, and is due to the oven's manufacturing process.


To remove the smell, we recommend that you set the temperature to the highest setting with the Fan Forced function selected. Ensure that the oven is completely empty, and that the door has been firmly shut.

Run the program for 90 minutes, then turn the oven off. After the oven has cooled down, allow the door to be opened at a 45° angle to allow for further ventilation.

Touch Control Buttons

 Minus/Decrease

 Function

 Plus/Increase

 Alarm

 Set Cooking Time


 End Cooking Time

 Clock



Details

Product Dimensions (W, D, H): 594 × 500 × 595mm
Capacity: 85L (gross) | Warranty Period: 3 Years

Setting the Clock

When the power is first connected, the oven LED screen will display '12:00' while an illuminated bar above the  symbol will flash, indicating you can now set the time.

Press either the + or – buttons to choose the correct time, once the correct time is displayed, simply avoid touching any buttons for 5 seconds and the time will be locked in.

Readjust the time by pressing the function button  until a bar flashes above the clock symbol , then press either the + or – buttons to set the time. As before, avoid contact with the buttons for 5 seconds and the new time will be set.

To discover more about your oven's touch controls and functions, see page 10–11 of your supplied User Manual for more information.

Cooking Functions

	Light	—
	Grill	60°C – MAX
	Fan & Grill	60 – 200°C
	Fan Forced	60 – 250°C
	Air Fry	230°C
	Defrost	—

Refer to pages 09–11 of your User Manual for more details.

Support

Telephone: 1300 11 HELP (4357)
Email: support@residentiagroup.com.au

