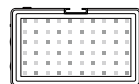


ML8A-DC
Bi-Color LED Light

User Manual

Thank you for choosing MOMAN product. Please read this manual carefully before use and follow all instructions mentioned herein.

Package List



ML8A-DC LED Light
x1



Magnetic Metal
Plate x1



Cold Shoe
Mount x1



Type-C Charging
Cable x1



Light Diffuser x1

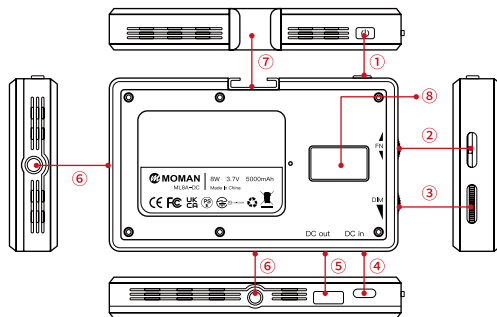


Packing
Bag x1



User
Manual x1

Product Introduction



① Power & Mode Switch Button

Long press for 3 seconds to turn on/off the product.

When the product is on, short press to switch between 2 light modes, CCT and EFF mode.

② Dial

Long press down to make a wireless connection.

Roll upwards to increase value, and downwards to decrease value.

③ Brightness Control

For 0%~100% brightness adjustment.

④ Type-C DC Input

Used to charge this product and supports 5V 2A input at maximum.

※ Charging time varies depending on the power of the charger.

⑤ Type-A DC Output

Supports maximum output 5V 2A to power other devices. External power supply will affect the runtime of the product itself.

※ Please prepare the corresponding charging cable by yourself to charge other devices. The power management of different devices will control the output voltage and current.

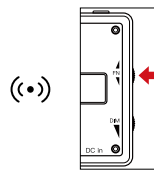
⑥ 1/4" Screw Hole

⑦ Cold Shoe

⑧ Display Screen

Wireless Connection:

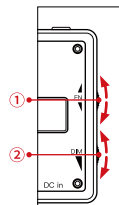
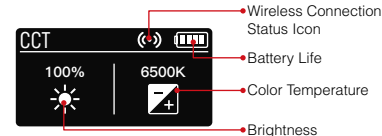
1. Download MOMAN APP (Coming Soon) from our website
2. Long press down the Dial on the light to make a wireless connection with APP



Long press

Interface Introduction

CCT Mode



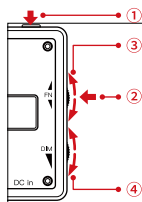
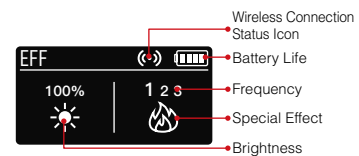
① Color Temperature Control (2500K-9000K):

Roll the Dial upwards or downwards

② Brightness Control (0%~100%):

Roll the Brightness Control upwards or downwards

EFF Mode



① In CCT mode, press the Mode Switch Button once to enter EFF mode.

② Special effect switch:

Short press down the Dial.

Special Effect: Fire → CCT Chase → Pulsing → TV → Explosion → Faulty Bulb → Welding → Strobe → Lightning → SOS

③ **Frequency Control:**
Roll the Dial upwards or downwards.
(Note: In SOS effect, frequency control is unavailable.)

④ **Brightness Control (0%~100%):**
Roll the Brightness Control upwards or downwards.

Specification

Color Rendering Index (CRI)	≥98
Color Temperature Range	2500K-9000K
Number of bead	60
Display Screen	OLED 23x13mm
Power	8W
Battery Capacity	5000mAh
Runtime	About 125 minutes at 100% brightness
Cooling Mode	Passive
Power Input	Type-C
Power Output	Type-A
Input&Output Voltage/Current	5V/2A (Max)
Battery Charging Time	About 3 Hours
Working Voltage	3.7V
Power Requirement	Built-in Lithium Battery /DC Power Supply
Housing Material	ABS
Dimension	125x75x17mm
Net Weight	187g
Operating Temperature	-10-50℃

Maintenance

1. Please remove the USB charging cable when the battery is fully charged.
2. If you do not use the product for a long time, it might not be able to turn on instantly due to dead battery. Please charge the product and it can resume to work. Please charge the product every 3 months regularly.
3. Please do not drop and impact the product to avoid scratches on the surface.
- 4.The product is not water-proof.

Notes

1. Please do not disassemble or modify the product.
2. Please do not submerge the product or put it in fire.
3. Please avoid impact on the product.
4. This product might become hot during usage, which is normal. Please allow certain space for heat-sink when using it.
5. Please do not put the product in high temperature or high humidity condition.

Warranty

MOMAN warrants all its products with a limited 1-year free warranty service.
Please see our homepage for the term in details.

Moman (UK) Limited

📍 Unit 25 Basepoint Business Centre, Aviation Park, West Christchurch,
United Kingdom BH23 6NX
🌐 www.momanx.com
📱 @MomanGlobal
📺 <https://moman.co/youtube>