

 SOUNDLIVING | SOUL



MANUAL



**BLUETOOTH**  
VERSION 5.0



**COMFORTABLE**  
PADS



**FOLDBABLE**  
HEADPHONES



**36 HOUR**  
BATTERY



**10M TRÅDLØS**  
AFSTAND



**SOUND**LIVING | SOUL

## HEY YOU!

Soundliving Soul gives you sublime sound quality with built-in bass boost so you can immerse yourself in the music. The ear pads are made of a sweat-resistant material, so you can use them for sports or hard training. They connect wirelessly via Bluetooth 5.0 to your phone, so you don't have to worry about cords getting in the way during exercise.

Enjoy it!

## SOUNDLIVING SOUL

Thank you for choosing **Soundliving Soul**. Please read this manual to optimize your experience with the product. Enjoy your new Soul!

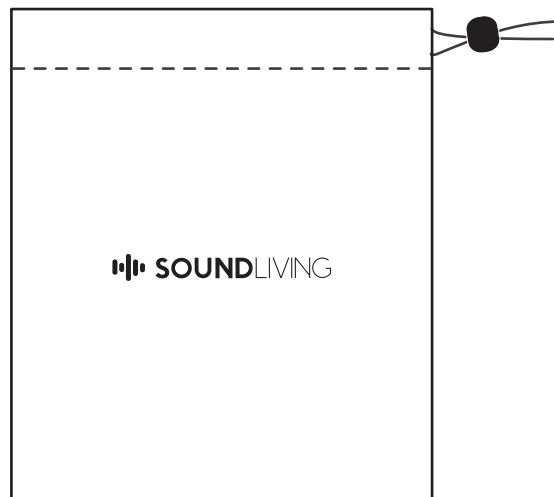
### TECHNICAL SPECIFICATIONS

Bluetooth version:	<b>5.0</b>
Frequency:	<b>Frequency 20- 20 KHz</b>
Control:	<b>Button on the side</b>
Dimensions:	<b>189x170x78 (mm)</b>
Playback:	<b>≈ 36 hour</b>
Input interface:	<b>AUX eller Bluetooth</b>
Charging:	<b>Type USB-C</b>
Weight:	<b>≈ 209 g</b>

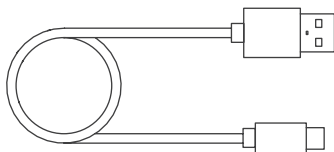
## WHAT'S INCLUDED



HEADPHONES



POUCH




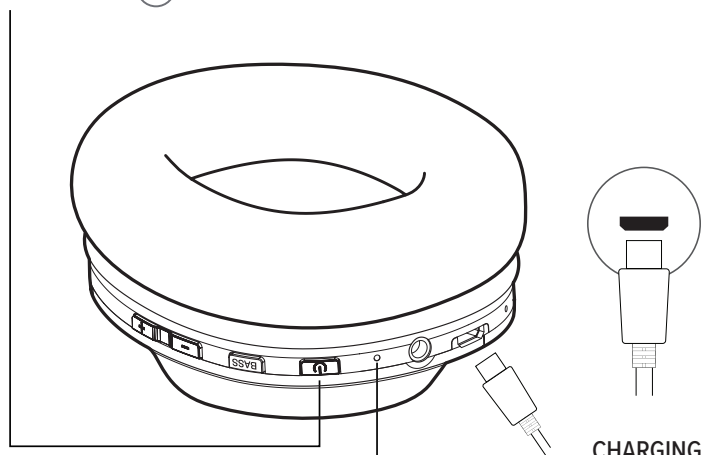
MICRO USB CHARGING CABLE

## POWER ON/OFF


- **Turn on your Soul:** Press and hold the Power button for 3 seconds.
- **Turn off your Soul:** Press and hold the Power button for 5 seconds
- **The battery indicator:** The LED will be off when your Soul is fully charged, and will light up red when it is charging or if the battery is about to run flat.

POWER ON  
PRESS AND HOLD  3s

POWER OFF  
PRESS AND HOLD  5s


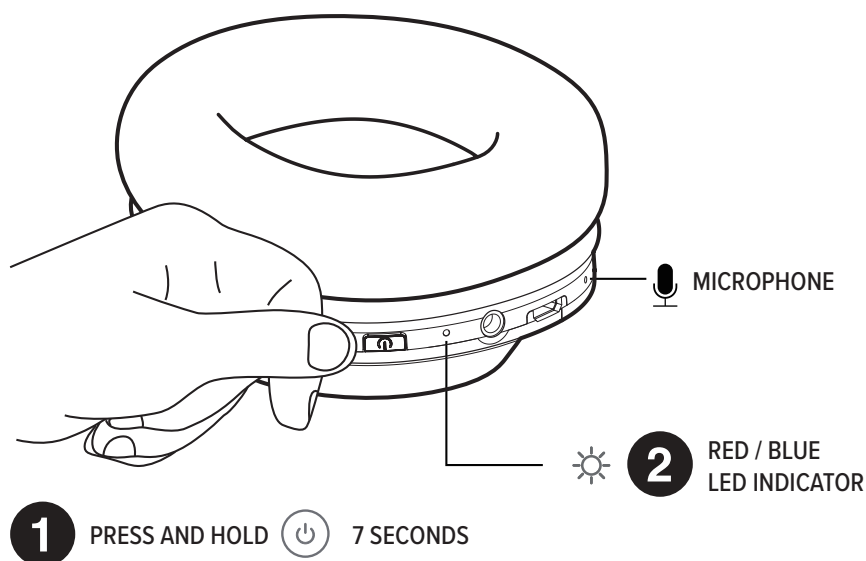


BATTERY INDICATOR



## PAIRING VIA BLUETOOTH

1. Press and hold the Power button for 7 seconds
2. The LED will alternately flash red and blue - the headphones are in pairing mode.
3. Your Soul will appear in the list of devices in your bluetooth settings - press connect.



## MUSIC

- **Play song:** Press the Power button once.
- **Pause song:** Press the Power button once.
- **Next song:** Press and hold the + button for 2 seconds.
- **Previous song:** Press and hold the button for 2 seconds.
- **Increase volume:** Press the + button to turn up.
- **Lower the volume:** Press the – button to turn down.
- **Bass boost:** Press the Bass button for more bass.
- **Siri:** Press and hold the Bass button for 2 seconds.



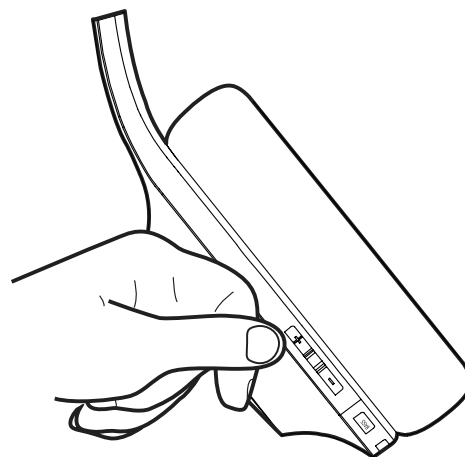
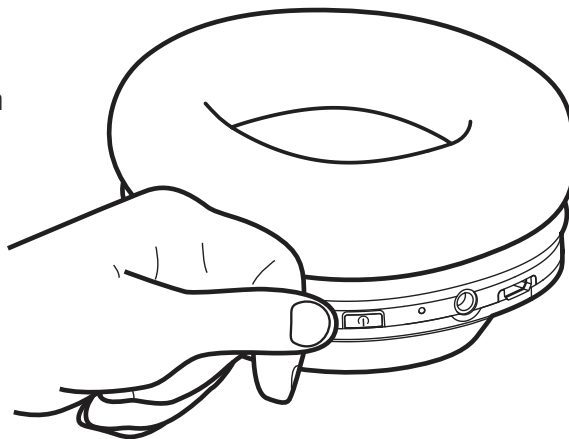
## ANSWER/REJECT CALLS

- **Answer incoming calls:** Press the Power button once.
- **End call:** Press the Power button once.
- **Reject incoming calls:** Press and hold the Power button for 2 seconds.
- **Call last call:** Press the Power button twice.



## RESET THE HEADPHONES

1. **Power off:** Press and hold the Power button for 5 seconds
2. **Pairing mode:** Press and hold the Power button for 5 seconds.
3. **Reset:** Press and hold the + and – buttons for 5 seconds to reset



## **WARNING**

- Please read the entire manual thoroughly before using the product. Always bring the manual with you if the product is passed on to a third party. Do not use clearly defective product. Only use this product where wireless bluetooth headsets are allowed.

### **Avoid harm to health**

- Avoid listening at high volume for long periods as this can cause damage to your hearing and ears. Keep the product and its accessories out of the reach of small children. Do not use the product in contexts where extra attention is required (e.g. in traffic).

### **Prevents damage to the product and malfunctions**

- Always store the product in a dry place and avoid external temperatures. The general range of recommended temperatures is from 0°C to 40°C / 32°F to 104°F.

 **SOUNDLIVING** | SOUL



[www.soundliving.dk](http://www.soundliving.dk)



+45 7199 3479



[kontakt@soundliving.dk](mailto:kontakt@soundliving.dk)



Unionsvej 11, 4600 Køge