

Let's get started.

Need help? Scan the QR code for video tutorials and user guide.



GL·iNet

**GL-MT3000 / Beryl AX
AX3000 WiFi 6 Router**

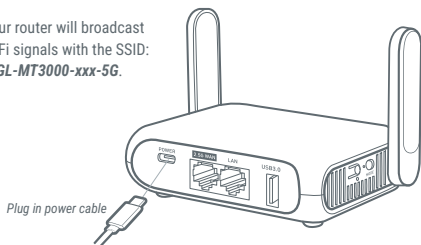


SETTING UP

1

Power On

When powered up, your router will broadcast both 2.4G and 5G Wi-Fi signals with the SSID: **GL-MT3000-xxx** and **GL-MT3000-xxx-5G**.



2

Connect via Wi-Fi

Scan the QR code printed on the bottom of the router to connect, or manually search and connect to **GL-MT3000-xxx**, then enter the default password printed on the router to connect.

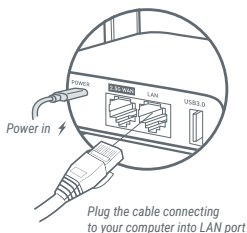


Search the SSID and connect to it



or

Connect via LAN



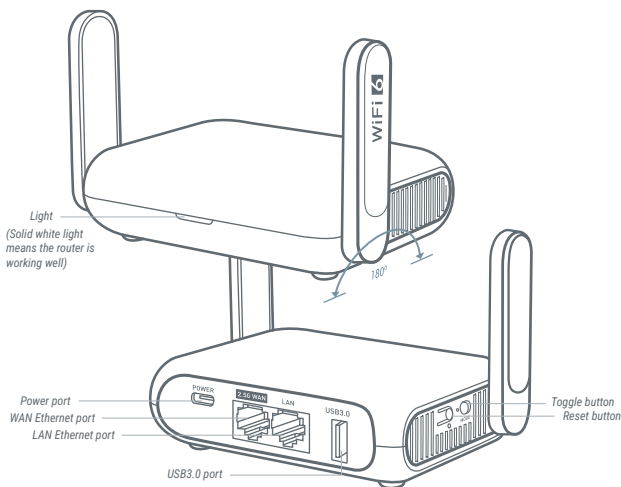
3

Set Up Router

Visit <http://192.168.8.1> in your browser to set up your router; start by choosing your preferred language.



SUPPORT



Repair / Reset

If you cannot access the web-based setup page or cannot connect to the router, you can press the **Reset** button:

- Press and hold for **3 seconds** and then release to repair your network. The light will turn blue and flash slowly until your network recovers.
- Press and hold for **10 seconds**, and then release to reset the router to factory settings. The light will turn blue and flash rapidly. All data will be cleared when the light becomes solid blue.



<https://docs.gl-inet.com/en/4/>

Technical Supports

For more detailed and updated instructions, please visit our website docs.gl-inet.com

- For further questions, you can get help from the following ways:
- - Email to support@gl-inet.com
- Message us on our Facebook: facebook.com/gl.inet.wifi/
- Post questions in our forum: forum.gl-inet.com
- Ask professionals in other forums e.g. OpenWrt, LEDE or other professional websites

WARRANTY

- We provide **two-year limited warranty** for routers and **3-month limited warranty** for accessories.
- Extra warranty may apply according to the local law in which the product purchase took place.
- Highly recommend using the included **5V/3A** power adapter.
- Any damage to the router caused by not following the instructions will render this warranty null and void.
- Any damage to the router caused by modifying the PCBA, components or case will render this warranty null and void.
- Issues caused by the use of third-party firmware may not get official support from us.
- Any damage to the router caused by inappropriate use, e.g. inappropriate voltage input, high temperature, dropping in the water or on the ground will render this warranty null and void.
- Pictures on the instructions are only for reference. We reserve the right to change or modify these materials without further notice.

FCC ID: 2AFIW-MT3000

1. This device complies with Part 15 of the FCC Rules. Operation is subject to the following two conditions:
- (1) This device may not cause harmful interference, and
 - (2) This device must accept any interference received, including interference that may cause undesired operation.
2. Changes or modifications not expressly approved by the party responsible for compliance could void the user's authority to operate the equipment.
3. Note: This equipment has been tested and found to comply with the limits for a Class B digital device, pursuant to part 15 of the FCC Rules. These limits are designed to provide reasonable protection against harmful interference in a residential installation. This equipment generates uses and can radiate radio frequency energy and, if not installed and used in accordance with the instructions, may cause harmful interference to radio communications. However, there is no guarantee that interference will not occur in a particular installation. If this equipment does cause harmful interference to radio or television reception, which can be determined by turning the equipment off and on, the user is encouraged to try to correct the interference by one or more of the following measures:
- Reorient or relocate the receiving antenna.
 - Increase the separation between the equipment and receiver.
 - Connect the equipment into an outlet on a circuit different from that to which the receiver is connected.
 - Consult the dealer or an experienced radio/TV technician for help important announcement.

FCC Radiation Exposure Statement

This equipment complies with FCC radiation exposure limits set forth for an uncontrolled environment. This equipment should be installed and operated with minimum distance 20cm between the radiator and your body. This transmitter must not be co-located or operating in conjunction with any other antenna or transmitter.

This device contains licence-exempt transmitter(s)/receiver(s) that comply with Innovation, Science and Economic Development Canada's licence-exempt RSS(s). Operation is subject to the following two conditions:



- (1) This device may not cause interference.
 - (2) This device must accept any interference, including interference that may cause undesired operation of the device.
- L'émetteur/récepteur exempt de licence contenu dans le présent appareil est conforme aux CNR d'Innovation, Sciences et Développement économique Canada applicables aux appareils radio exempts de licence. L'exploitation est autorisée aux deux conditions suivantes :
- (1) L'appareil ne doit pas produire de brouillage;
 - (2) L'appareil doit accepter tout brouillage radioélectrique subi, même si le brouillage est susceptible d'en compromettre le fonctionnement.
- This equipment complies with IC RSS-102 radiation exposure limits set forth for an uncontrolled environment. This equipment should be installed and operated with minimum distance 20cm between the radiator and your body.
- Cet équipement est conforme aux limites d'exposition aux radiations IC CNR-102 établies pour un environnement non contrôlé. Cet équipement doit être installé et utilisé avec une distance minimale de 20 cm entre le radiateur et votre corps.

The user manual for LE-LAN devices shall contain instructions related to the restrictions mentioned in the above sections, namely that:

i. the device for operation in the band 5150-5250 MHz is only for indoor use to reduce the potential for harmful interference to co-channel mobile satellite systems;

i. le dispositif utilisé dans la bande 5150-5250 MHz est réservé à une utilisation en intérieur afin de réduire le risque de brouillage préjudiciable aux systèmes mobiles par satellite dans le même canal;

The functions of Wireless Access Systems including Radio Local Area Networks(WAS/RLANs) within the band 5150-5350 MHz for this device are restricted to indoor use only within all European Union countries.

| | | | | | | | | | | | | | | | | | |
|---|----|----|----|----|----|----|----|----|----|----|----|----|----|----|--------|----|---|
|  | AT | BE | BG | HR | CY | CZ | DK | EE | FI | FR | DE | EL | HU | IS | IE | IT |  |
| | LV | LI | LT | LU | MT | NO | PL | PT | RO | SK | SI | ES | CH | NL | UK(NI) | UK | |

Hereby, GL TECHNOLOGIES (HONG KONG) LIMITED declares that the radio equipment type [AX3000 WiFi 6 Router, GL-MT3000] is in compliance with the essential requirements and other relevant provisions of Directive 2014/53/EU. The full text of the EU declaration of conformity is available at the following internet address: <https://www.gl-inet.com/products/certificate>

Frequency bands: 2.4G WIFI:2.412-2.472GHz; 5G WIFI:5.15-5.25GHz 5.25-5.35GHz 5.47-5.725GHz 5.725-5.85GHz

Maximum output power: 2.4GHz WIFI 20dBm 5GHz WIFI 22dBm

Hong Kong Office

GL Technologies (Hong Kong) Limited
Unit 601, Building 5W, Hong Kong Science Park,
Shatin, N.T., Hong Kong

Shenzhen Office

Shenzhen Guanglianzhitong Tech Co., Ltd.
Room 305 - 306, Skyworth Digital Building, Shiyuan Street,
Baoan District, Shenzhen, China, 518000
(+86-0755-86606126)

