

How to set humanoid tracking using CamHiPro application

This manual refers to Zintronic 'A' & 'P' series.



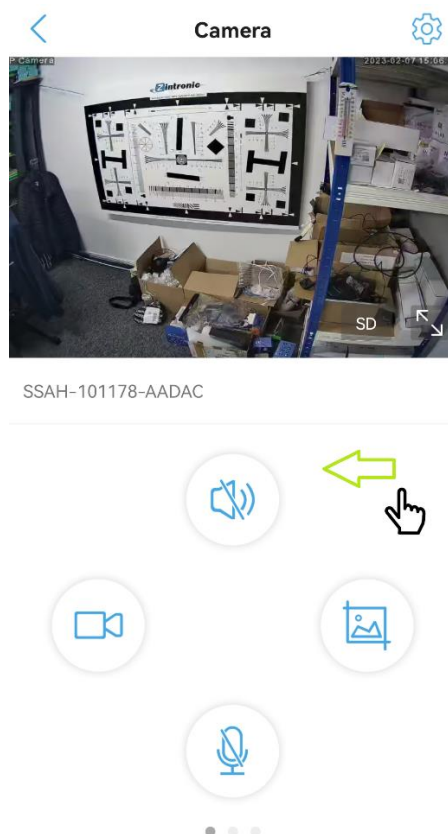
Table of contents:

Section I - Humanoid tracking settings

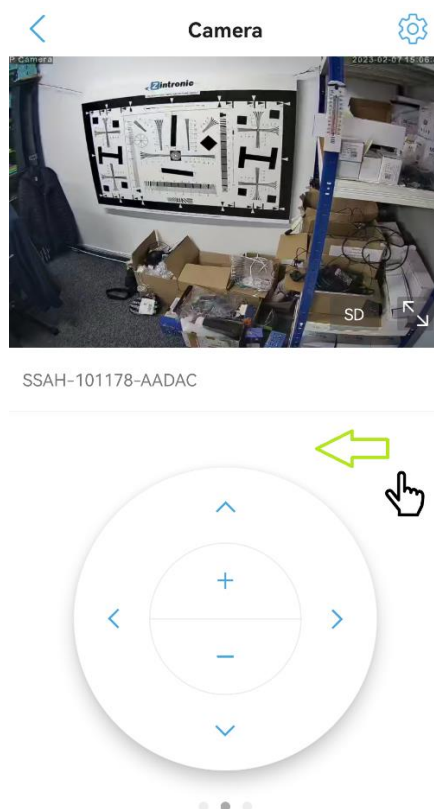
- Humanoid tracking proper settings

I. Humanoid tracking settings

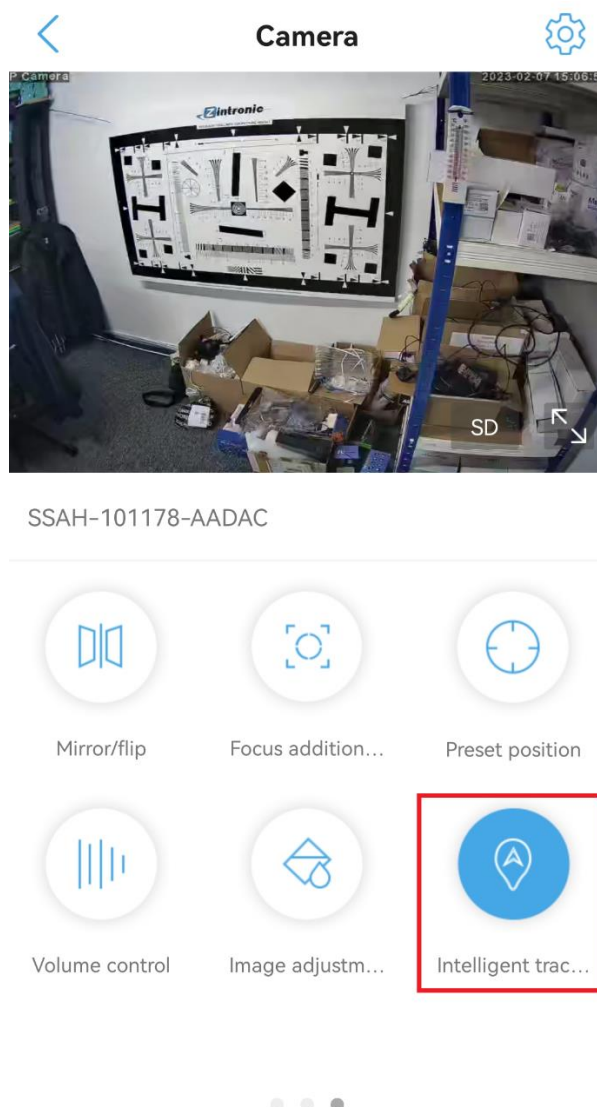
- Humanoid tracking proper settings:
 1. Open CamHiPro application and get live preview, than catch the white part of the screen and move to the left side like on the screen below:




2. It will show another options, catch again the white part of the screen and move to the left side like on the screen below:



3. It will show another options, find and press an option called "Intelligent tracking":



4. Humanoid tracking is set properly

 ul. J. K. Branickiego 31A
15-085 Białystok

 +48 (85) 677 70 55

 biuro@zintronic.pl

