

# LP470V2




## Focusing LED Flashlight

3 AAA Batteries



### Features

- Constructed with aircraft-grade aluminum
- LPE optics
- Push/pull focus beam
- Patented TackGrip rubber grip
- High quality wrist lanyard
- Tactical on/off button
- IPX4 waterproof rating
- Batteries included (3 AAA)

ANSI/PLATO FL1 STANDARD			
MODES	 LUMENS	 RUN TIME	 BEAM DISTANCE
High	380lm	3h	205 m
Medium	130lm	6h 15m	85 m
Low	45lm	15h 30m	25 m
Strobe	380lm	--	--

### Operation Instructions

**On/Off:** Press and release the button on the tail cap to turn the light on and off.

**Cycle Modes:** Press button on tail cap on/off repeatedly to cycle through modes (High/Medium/Low). The light automatically resets to High mode when off for longer than 2 seconds.

**Hidden Strobe On/Off:** Press and hold button for 3 seconds to activate hidden strobe. Flashlight will remain in hidden strobe mode until it is deactivated by pushing and holding the button for 3 seconds again.

**Focus Head:** To focus the light beam, gently push the head away from the light to extend it. Pull the head back towards the light to widen the beam.



### Battery Replacement

The LP470V2 uses 3 AAA batteries. To replace the batteries, turn the tail cap counterclockwise to remove it. Tip the light downward to slide out the battery case which contains the batteries. Remove the batteries from the case and insert new batteries according to the (+/-) symbols found on the case. For best results, we recommend using brand new alkaline batteries that are the same voltage and brand. Re-insert battery case into the flashlight (+) side first with the arrow on the battery case pointing down. Re-attach the tail cap by pressing down lightly and turning it clockwise until tight.



If you know it will be a while between uses, we suggest removing the batteries from the flashlight and storing it in a dry, protected place.

### Product Warranty

The LP470V2 has a Limited Lifetime Warranty Against Manufacturer's Defects from time of purchase. For warranty claims please contact us by calling 801-553-8886 or sending an email to [info@simpleproducts.com](mailto:info@simpleproducts.com)