



Porodo Soundtec

ENC Earbuds II True Wireless

SKU:PD-STWLEP057

Table of Contents

Safety Information	2
Connection Guide	2
1. Connecting to Phone	3
2. Connect to other devices	4
Touch Button Function	5
Noise Control Function	6
Charge wirelessly	6
Specifications	7
Disposal	7
Warranty	8
Contact Us	8

Safety Information

1. Please read the safety instructions carefully before using this product for the first time and retain them for future reference.
 2. This product is not a toy. Keep it out of the reach of children.
- Warning:** This product contains lithium polymer batteries.
3. Keep the product away from children and pets to prevent chewing or swallowing.
 4. The recommended operating and storage temperature is between 0°C and 40°C. Using or storing it outside this range may affect its performance.
 5. Never open the product. Contact with internal components may result in electric shock. Repairs or servicing should only be carried out by qualified personnel.
 6. Avoid exposing the product to heat, water, moisture, or direct sunlight.
 7. Remove the earphones immediately if there is any leakage or excessive heat to prevent burns or irritation.
 8. Protect your ears from loud volume levels, as high volume can cause hearing damage.
 9. Bluetooth wireless technology operates within a range of approximately 10 meters (30 feet). The actual range may vary depending on obstacles such as walls, metal objects, or electromagnetic interference.
 10. Microwaves emitted by Bluetooth devices may interfere with medical devices.
 11. This unit is not waterproof. If water or foreign objects enter the device, there is a risk of fire or electric shock. Discontinue use immediately if this occurs.

Note: To connect to an iPhone or iPad with the latest software, follow steps 1–2.

Connection Guide

Power On: The charging case opens automatically, and the left and right earphones are paired.

Power Off: The earphones automatically power off in the charging case, which

intelligently detects whether they need to be charged.

Pop-up Connection: When the Bluetooth of the mobile phone is active, and the earphones are near the phone with the charging case opened, the connection window will automatically appear. Follow the on-screen instructions to complete the connection.

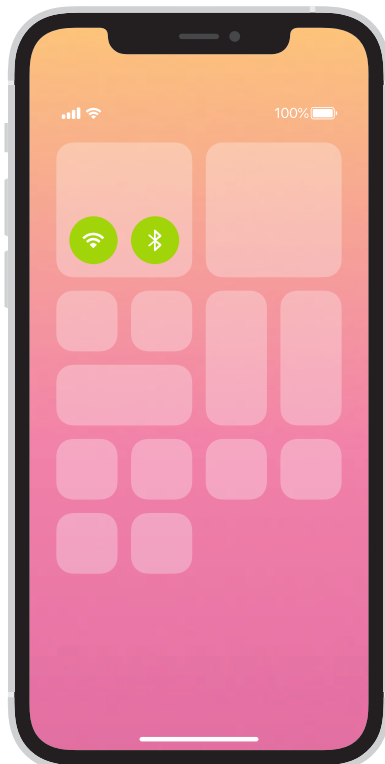
Manual Pairing Reset: To reset the pairing, turn off the mobile phone's Bluetooth. Place the earphones in the charging case, press and hold the charging case button for 10 seconds until the indicator light changes from white to green, then release the button and close the case to complete the reset.

Reconnection: Upon turning on the phone, the earphones will automatically pair and reconnect to the previously connected device.

1. Connecting to Phone

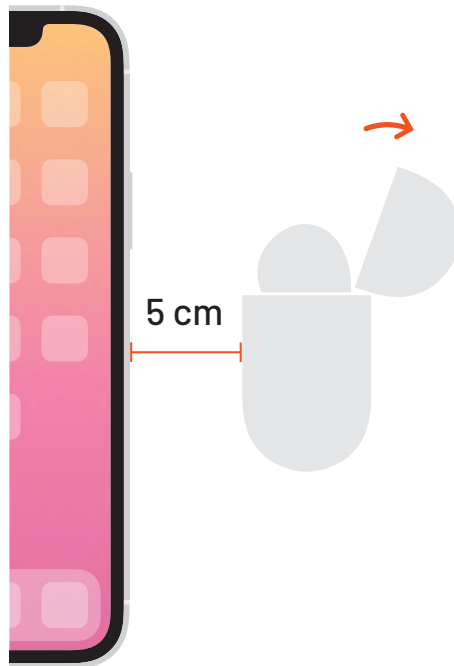
Step 1: Turn on Bluetooth

Connect to Wi-Fi and enable Bluetooth.



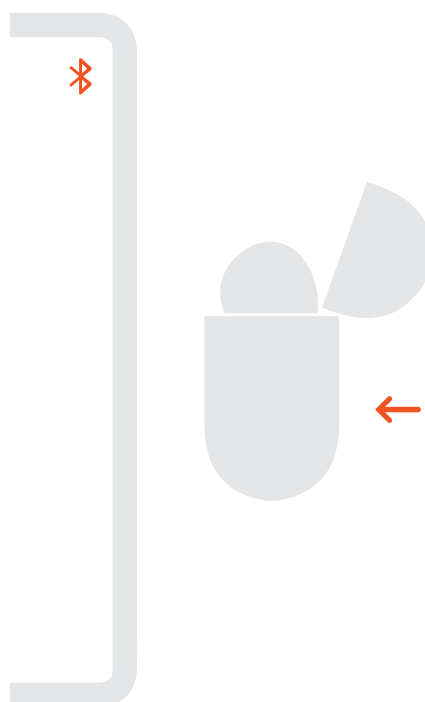
Step 2: Connect Bluetooth

Open the case and hold it near your device for the on-screen setup. Devices signed in to iCloud will automatically pair.



2. Connect to other devices

With Bluetooth enabled, open the case and lid, then press the button on the back until the light blinks. Next, go to Bluetooth settings and select the device.



Bluetooth now works with your other devices signed in to iCloud. To connect, select Bluetooth from the Control Center (iOS) or the menu bar (macOS).



watchOS



iOS



mac OS

Touch Button Function

Tap to play or pause

Tap once to start or stop playback.

Double-tap to skip forward

Tap twice to skip to the next track.

Triple-tap to skip back

Tap three times to skip to the previous track.

Siri

Say "Hey Siri" to activate Siri.




Press and hold

Switch between Active Noise Cancellation and Transparency mode.



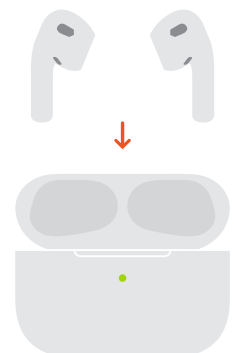
Noise Control Function

To adjust Noise Control in control center, touch and hold the volume slider to view the Noise Control options.



Charge wirelessly

Charge the device wirelessly by placing the case with the status light facing up on a Qi-certified charger. Alternatively, you can charge using the Lightning connector.



Specifications

Model Number	PD-STWLEP057
Bluetooth Version	5.3
Working Time	4H
Standby Time	30H (Earbuds)
Standby Time	80 Days (Case)
Wireless Charging Time	100 Minutes
Wired Charging Time	70 Minutes
Transmission Distance	10m
Charging Method	Wireless & Wired Charging

Disposal

This product must not be disposed of as unsorted household waste. It is important to separate such waste for proper treatment and recycling, in compliance with local waste management regulations.



Warranty

Products that you buy directly from our **Porodo** website or shop come with a 24-month warranty.

When you buy **Porodo** products from any of our approved sellers, you only get a 12-month warranty. If you want to extend this warranty, go to our website at **porodo.net/warranty** and fill out the form with your information. Don't forget to upload a picture of the product too. After we've checked and accepted your request, we'll send you an email to confirm that your product's warranty has been extended.

For more info, please check:
porodo.net/warranty

Contact Us

If you have any questions about this Privacy Policy, please contact us at:
info@porodo.net

Website: **porodo.net**

Service Support: **support@porodo.net**

Instagram: **[porodo](https://www.instagram.com/porodo)**