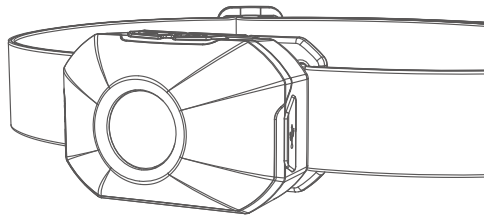


CLAYMORE heady II



User Manual

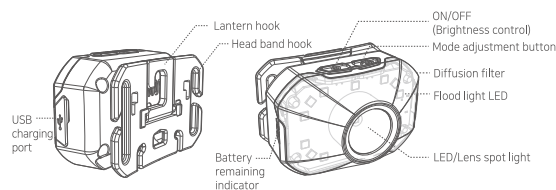
CLAYMORE heady II CLC-420(BK/RD/TN)

This portable light contains Li-Polymer batteries. Please follow the user manual before use. If any abnormality is found in the product, discontinue use and contact the dealer or a service center where the product was purchased. Any modifications of this product will void the warranty. Misuse of CLAYMORE products may cause user harm.

Caution

- Do not use near high temperatures such as fires or heating equipments. It may cause explosion and ignition.
- This product is water resistant. However, if left in the rain for a long time, it may cause malfunction. If the product gets soaked, please quickly wipe it off.
- Do not store or use in vehicles exposed to direct sunlight. It may cause explosion and malfunction.
- Do not touch the light source directly as it may become very hot during use.
- Do not use if the product exceeds the operating temperature range (-10°C to 40°C).
- Do not look directly into the LED light source.
- Please do not place in the reach of infants. It may cause swallowing of parts or injury.
- Adult supervision is necessary when used by children. Misuse of head lamp may cause injury or electric shock.
- Do not insert any metal parts into the terminal block of the connector. It may cause heat, explosion or electric shock.
- Do not disassemble or modify the product.
- Do not touch the connector with wet hands. There is a danger of electric shock.
- After use, be sure to turn off the power. If not, it may cause leakage.
- When adjusting the angle, please do not bend with force. It may cause damage to the product.
- Dropping or impacting the product can cause damage to the inside of the product, resulting in unexpected failures in normal use. Be careful not to apply impact to the body.

Components



Operation

ON/OFF



Light turns on when pushing the power button shortly. Repeat to turn off the light.

Stepless Dimming



When light is on, Press and hold the brightness control button to increase brightness. Press and hold the brightness control button once again to decrease brightness.

※ Blinks once when Maximum and Minimum brightness is reached.

5 STEP Dimming



If light is activated, push down the brightness control button and press the brightness control button to control 5 step dimming.

CCT Change



When light is on, push the CCT button shortly to change the light color temperature. ※ 3 different light modes

MODE1



| For hiking



| For camping

Warm LED light with low color temperature, warm light feels like ordinary gas lantern
Cool LED light with high color temperature, cool light feels like ordinary fluorescent light

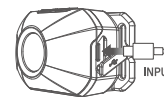
SOS-flash



When light is on, push the SOS button over 2 seconds to make SOS signal on each mode.

Charging method

Open rubber cover and connect USB cable to charge.



※ This lantern contains memory function that returns to the last setting it was set at.

Battery check

When charging, battery indicator will flicker in 3 steps to display remaining battery. (Battery remaining will be shown for 2 seconds in 1 step brightness during each mode)

Battery indicator

0~33%	Flickers
33~66%	
66~99%	
Fully charged	Stop

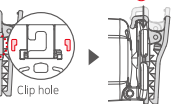
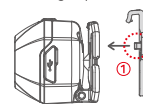
Instructions

● Headband



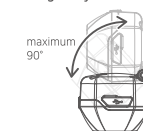
Insert head band on the band hook of the product and adjust to desired length.

● Using Clip



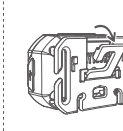
As shown in the figure, insert clip into the clip hole on the band hook and push until it makes a "Click" sound. It is attachable to any compatible surface.

● Angle adjustment






4 step tilt to light desired area,

● Lantern Hook

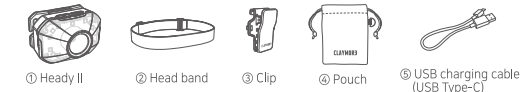


Mountable on Carabiner or hangable on a line with hook.

Specification

	 Focused Light (8°)		 Flood Light (Cool)		 Flood Light (Warm)			
	MIN	MAX	MIN	MAX	MIN	MAX		
Brightness	10Lm	350Lm	10Lm	350Lm	5Lm	175Lm		
Operating time	40hour	3.5hour	40hour	3.5hour	40hour	7hour		
Distance	3M	80M						
Product name			CLAYMORE heady II		Size		59.8×40×39.7mm	
Model name			CLC-420(BK/RD/TN)		Weight		58g	
Battery capacity			Li-Polymer 3.7V 1,200mAh(4.44Wh)		Charging time		2hour	
Input			USB 5V 1A		Origin		MADE IN KOREA	
Color temperature								Warm : 3000K, Cool : 6200K (±15%)

Contents



⚠ Caution for long-term storage

- If the battery is completely drained, the battery indicator might not flash. If this happens, plug the USB cable back in or press the button to turn the battery indicator on again.
- For long-term storage, fully recharge the battery. (Repeat every six months)
- Please keep in mind that if stored below -10°C the battery life may be affected.
- Please keep in a dry place without moisture.

Warranty

Item	CLAYMORE heady II
Model No.	CLC-420(BK/RD/TN)
Seller	
Date of Purchase	

- Thank you for purchasing CLAYMORE series of Prism Co., Ltd.
- This product has passed strict quality control tests. If the product is not functioning properly, please contact an authorized service center listed below.

Free Service

- Failure of the product under normal operating conditions during the warranty period will be repaired by Prism or authorized service center on free of charge. Some shipping or handling charges may be involved.
- Warranty period: 1 year.

Charged Service

- Damage caused when the warranty period is over.
- Damage caused due to the user's mishandling, abuse, or improper operation.
- Damage caused by arbitrary or personal repair or disassemble in unauthorized service center.
- Damage from input electricity or cable defect.
- Damage caused by natural disaster.

Official Import Distributor

Bigtent Outdoor Equipment Ltd. www.bigtentoutdoors.com
info@bigtentoutdoors.com

Manufacturer

Prism Co., Ltd. www.claymorelight.com / www.prismlight.co.kr
info@prismlight.co.kr
101-1501, Chunul-Technopark, Bucheon-ro 198 Road, 36,
Bucheon-si, Gyeonggi-do, Korea