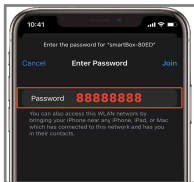


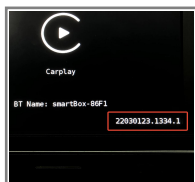
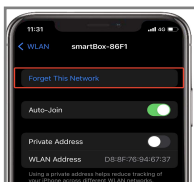

Firmware Update



1. Both **USB Power Charger** & USB data port of car unit can be used for upgraded online OTA.

2. Turn on Wi-Fi and join the network '**smartBox-xxxx**', enter the password with '**88888888**'

3. Open Safari & enter IP address '**192.168.1.101**'; Sliding down the page & press '**Update**'.



4. The White light will flash once the upgrade start up. The upgrade is complete when the light goes from blinking to always on.

5. Forget this '**smartBox-xxxx**' Network after the upgrade finished.

6. Replug the adapter to car data port. It will show '**smartBox-xxxx**' with new version.

NOTE! Please don't remove the activator until the light stop flashing. Otherwise, it will get damaged!

