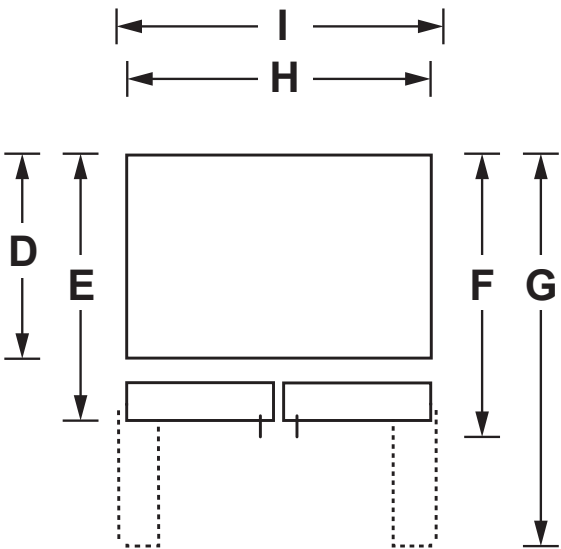



# GFE26JEM/JMM/JGM/JYM

GE® ENERGY STAR® 25.6 Cu. Ft. French-Door Refrigerator

## DIMENSIONS AND INSTALLATION INFORMATION (IN INCHES)

OVERALL DIMENSIONS	Height to top of door - crown or flat (in.) <b>A</b>	69-7/8
	Height to top of hinge (in.) <b>B</b>	69-3/4
	Height to top of case (in.) <b>C</b>	68-5/8
	Case depth without door (in.) <b>D</b>	29
	Case depth less door handle (in.) <b>E</b>	33-3/8
	Case depth with door handle (in.) <b>F</b>	35-7/8
	Depth with fresh food door open 90° (in.) <b>G</b>	48-3/8
	Width (in.) <b>H</b>	35-3/4
	Width with door open 90° inc. door handle (in.) <b>I</b>	43-3/4
AIR CLEARANCES	Each side (in.)	1/8
	Top (in.)	1
	Back (in.)	2



For answers to your Monogram, GE Café™ Series, GE Profile™ Series or GE Appliances product questions, visit our website at [geappliances.com](http://geappliances.com) or call GE Answer Center® Service, 800.626.2000.



Listed by  
Underwriters  
Laboratories



As an ENERGY STAR® partner, GE has determined that this product meets the ENERGY STAR guidelines for energy efficiency.

# GFE26JBM/JEM/JMM/JSM/JGM/JYM

## GE® ENERGY STAR® 25.6 Cu. Ft. French-Door Refrigerator

### FEATURES AND BENEFITS

**25.6 cu. ft. capacity** – Easily store large or bulk food items with three full-width shelves and large capacity

**In-the-door icemaker** – Frees up valuable space in the fresh-food section for more storage of your favorite foods

**Color-matched external Ice and water dispenser** – Fills tall bottles, stores and makes ice in the door, saving space

**LED lighting** – Find exactly what you've been looking for under crisp, clear lighting

**Spill-proof shelves** – Raised edges help contain spills and make clean up quick and easy

**Full-width deli drawer** – Allows party trays and larger items to fit easily and remain at the ideal temperature

**Quick Space shelf** – Quickly slides out of the way to make room for tall items

**Advanced water filtration uses XWFE replacement filter** – Reduces trace pharmaceuticals from water and ice\* (\* Removes 98% of ibuprofen, atenolol, fluoxetine, progesterone and trimethoprim. These pharmaceuticals are not necessarily in all users' water)

Model GFE26JBMTS – Black stainless

Model GFE26JEMDS – Black slate


Model GFE26JMMES – Slate

Model GFE26JSMSS – Stainless steel

Model GFE26JGMBB – Black

Model GFE26JGMWW – White

Model GFE26JYMFS – Fingerprint resistant stainless



As an ENERGY STAR® partner, GE has determined that this product meets the ENERGY STAR guidelines for energy efficiency.