

# 2025 Tacoma Hybrid

Explore

 Build & Price

Competitive Comparison












MODELS








PACKAGE

- Limited (5-ft Bed)
- TRD Off Road Premium (5-ft Bed)
  - TRD Pro (5-ft Bed)
  - Trailhunter (6-ft Bed)

AVAILABLE EXTERIOR COLOURS

-  Blue Crush Metallic
-  Black
-  Underground with Black Roof
-  Underground
-  White with Black Roof
-  Wind Chill Pearl
-  Bronze Oxide
-  Terra
-  Supersonic Red
-  Mudbath with Black Roof
-  White

AVAILABLE INTERIOR COLOURS

-  Mineral SofTex
-  Red SofTex
-  Black SofTex
-  Black/Red SofTex
-  Black SofTex



# 2025 Tacoma Hybrid

Explore

 Build & Price

Competitive Comparison

OPTIONAL PACKAGES

## TACOMA 4X4 DOUBLE CAB HYBRID

TRD PRO (5-FT BED)

- Rocker Protector
  - Gloss Black Overfender
  - TOYOTA Heritage Front Grille with LED light bar
  - Crawl Control (CRAWL)
  - 18" TRD Pro Alloy Wheels
  - IsoDynamic Performance Front Seats
  - Locking Rear Differential
  - Part-Time 4WD
- Aluminum Front Skid Plate
  - Front Red Recovery Hooks
  - DAC (Downhill Assist Control)
  - Full Size Spare Tire
  - 6-way Power Adjustable Driver and Passenger Seats with 2-way Manual Recline
  - TRD Performance Air Intake & Exhaust
  - Remove: Adaptive Variable Suspension (AVS)
  - 4 Auxiliary Switches (95A)
- ARB Steel Rear Bumper with 2 Red Recovery Hooks
  - Rigid LED Fog Lamps
  - Multi-Terrain Select
  - 265/70 R18 Goodyear Territory RT Tires (33")
  - IsoDynamic Performance Front Seats
  - Front Stabilizer Disconnect Mechanism (SDM)
  - FOX® Shock Absorbers with Quick Switch 3 (3 manually selectable damping settings)
  - Multi-Terrain Monitor

TRAILHUNTER (6-FT BED)

- Rock Rails
  - ARB Steel Rear Bumper with 2 Red Recovery Hooks
  - TOYOTA Heritage Front Grille with LED light bar
  - DAC (Downhill Assist Control)
  - Full Size Spare Tire
  - High Mount Air Intake
  - Remove: Adaptive Variable Suspension (AVS)
  - 6FT Bed
  - 4 Auxiliary Switches (95A)
- MIC Black Overfender
  - Roof Rack
  - Dual Color Rigid LED Fog Lamps
  - Multi-Terrain Select
  - 265/70 R18 Goodyear Territory RT Tires (33")
  - Front Stabilizer Disconnect Mechanism (SDM)
  - Old Man Emu® Shock Absorbers
  - Bed Utility Bar with Removable MOLLE Panels
  - Multi-Terrain Monitor
- Hot Stamped Steel (HSS) Skid Plates (Front, Transfer Case and Rear)
  - Front Red Recovery Hooks
  - Bed Scene Lighting
  - Crawl Control (CRAWL)
  - 18" Trailhunter Alloy Wheels
  - Locking Rear Differential
  - Part-Time 4WD
  - Onboard Air Compressor

TRD OFF ROAD PREMIUM (5-FT BED)

- MIC Black Overfender
  - Remove: Power Tailgate & Bump Switch
  - Multi-Terrain Select
  - 265/70 R18 All Season Tires
  - Auto-Dimming Rearview Mirror with Garage Door Opener
  - Bilstein Shock Absorbers (TRD Off Road ONLY)
  - Multi-Terrain Monitor
- Cast Aluminum Running Boards
  - Front Recovery Hooks
  - Crawl Control (CRAWL)
  - 18" Off Road Alloy Wheels
  - Locking Rear Differential
  - Part-Time 4WD
- Composite Underbody Protection (Engine, Fuel Tank & Transfer Case)
  - DAC (Downhill Assist Control)
  - Full Size Spare Tire
  - Remove: Head-Up Display
  - Remove: Adaptive Variable Suspension (AVS)
  - 3 Auxiliary Switches (30A)

# 2025 Tacoma Hybrid

Explore

 Build & Price

Competitive Comparison

STANDARD SPECIFICATIONS

● Standard — Not Available ^ Available

4x4 Double Cab Hybrid

EXTERIOR

EXTERIOR

|   |   |
|---|---|
| Colour Keyed Front Bumper   | ● |
| Power Slide / Tilt Moonroof   | ● |
| Sport Front and Rear Fascia   | ● |
| Active Grille Shutters  | ● |
| Tow Hitch   | ● |
| Rocker Protector  | ^ |
| Power Tailgate & Bump Switch  | ● |
| Aluminum Front Skid Plate   | ^ |
| ARB Steel Rear Bumper with 2 Red Recovery Hooks                     | ^ |
| Gloss Black Overfender  | ^ |
| Front Red Recovery Hooks  | ^ |
| Rock Rails  | ^ |
| MIC Black Overfender  | ^ |
| Hot Stamped Steel (HSS) Skid Plates (Front, Transfer Case and Rear) | ^ |
| Roof Rack   | ^ |
| Cast Aluminum Running Boards  | ^ |
| Composite Underbody Protection (Engine, Fuel Tank & Transfer Case)  | ^ |
| Remove: Power Tailgate & Bump Switch                                | ^ |
| Front Recovery Hooks  | ^ |
| Power Running Board   | ● |
| Front Recovery Hook (Passenger side)                                | ● |

EXTERIOR LIGHTING

|   |   |
|---|---|
| Headlamps with Manual Level Control             | ● |
| LED Headlamps                                   | ● |
| Rigid LED Fog Lamps                             | ^ |
| TOYOTA Heritage Front Grille with LED light bar | ^ |
| Dual Color Rigid LED Fog Lamps                  | ^ |
| Bed Scene Lighting                              | ^ |
| LED Fog Lamps                                   | ● |

MECHANICAL FEATURES

|                                 |   |
|---------------------------------|---|
| Trailer Brake Controller        | ● |
| Hill-start Assist Control (HAC) | ● |
| DAC (Downhill Assist Control)   | ^ |

# 2025 Tacoma Hybrid

Explore

 Build & Price

Competitive Comparison

## STANDARD SPECIFICATIONS

● Standard — Not Available ^ Available

4x4 Double Cab Hybrid

|                                  |   |
|----------------------------------|---|
| Multi-Terrain Select             | ^ |
| Crawl Control (CRAWL)            | ^ |
| Active Traction Control (A-TRAC) | ● |

## TIRES

|  |   |
|--|---|
| Full Size Spare Tire                         | ^ |
| 265/70 R18 Goodyear Territory RT Tires (33") | ^ |
| 265/70 R18 All Season Tires                  | ^ |
| 265/65 R18 All Season Tires                  | ● |
| Spare Tire                                   | ● |

## WHEELS

|                              |   |
|------------------------------|---|
| 18" TRD Pro Alloy Wheels     | ^ |
| 18" Trailhunter Alloy Wheels | ^ |
| 18" Off Road Alloy Wheels    | ^ |
| 18" Limited Alloy Wheels     | ● |

## WIPERS

|                              |   |
|------------------------------|---|
| Variable Intermittent Wipers | ● |
|------------------------------|---|

## INFOTAINMENT

### AUDIO

|  |   |
|--|---|
| 8 Speaker JBL Audio System with Portable Bluetooth Speaker | ● |
| 5 USB TYPE-C Ports (3 Front; 2 Rear)                       | ● |

### TOYOTA MULTIMEDIA

|  |   |
|--|---|
| Wireless Apple CarPlay Compatibility   | ● |
| Wireless Android Auto Compatibility  | ● |
| Bluetooth Capability   | ● |
| HD Radio   | ● |
| SiriusXM Audio   | ● |
| 14" Toyota Multimedia w/ Service/Safety Connect (up to 10yr trial), Remote/Drive Connect (3yr trial) | ● |

## INTERIOR

### CLIMATE CONTROL

|                                     |   |
|-------------------------------------|---|
| Dual Zone Automatic Climate Control | ● |
|-------------------------------------|---|

### FLOORING

|                       |   |
|-----------------------|---|
| All Season Floor Mats | ● |
|-----------------------|---|

# 2025 Tacoma Hybrid

Explore

 Build & Price

Competitive Comparison

## STANDARD SPECIFICATIONS

● Standard — Not Available ^ Available

4x4 Double Cab Hybrid

### INSTRUMENTATION

|                             |   |
|-----------------------------|---|
| Head-Up Display             | ● |
| 12.3" Digital Gauge Cluster | ● |
| Remove: Head-Up Display     | ^ |

### INTERIOR MIRRORS

|  |   |
|--|---|
| Digital Display Rear View Mirror                     | ● |
| Auto-Dimming Rearview Mirror with Garage Door Opener | ^ |

### SEATS

|   |   |
|---|---|
| Heated & Ventilated Front Seats   | ● |
| 4-way Adjustable Driver and Passenger Lumbar Support                        | ● |
| 6-way Power Adjustable Driver and Passenger Seats with 2-way Manual Recline | ^ |
| IsoDynamic Performance Front Seats  | ^ |
| SoffTex Seats   | ● |
| 8-way Power Adjustable Driver and Passenger Seats                           | ● |

### STEERING WHEEL

|                                       |   |
|---------------------------------------|---|
| Tilt & Telescopic Steering Wheel      | ● |
| Heated Steering Wheel                 | ● |
| Heated Leather Wrapped Steering Wheel | ● |

### TRIM

|                            |   |
|----------------------------|---|
| Leather Wrapped Shift Knob | ● |
|----------------------------|---|

### WINDOWS

|   |   |
|---|---|
| Power Sliding Rear Window                       | ● |
| Rear Window Defroster                           | ● |
| Power Windows with Auto Up/Down for All Windows | ● |
| Front Windshield Wiper Deicer                   | ● |
| Front Windshield Acoustic Glass                 | ● |
| Rear Side Window Privacy Glass                  | ● |
| Front Side Acoustic Glass                       | ● |

## POWERTRAIN & MECHANICAL

### BRAKES

|                              |   |
|------------------------------|---|
| Electric Parking Brake (EPB) | ● |
|------------------------------|---|

### ENGINE

# 2025 Tacoma Hybrid

Explore

 Build & Price

Competitive Comparison

## STANDARD SPECIFICATIONS

● Standard — Not Available ^ Available

4x4 Double Cab Hybrid

|                                      |   |
|--------------------------------------|---|
| Active Noise Control                 | ● |
| TRD Performance Air Intake & Exhaust | ^ |
| i-FORCE MAX 2.4L Turbo L4 Hybrid     | ● |
| High Mount Air Intake                | ^ |

## MECHANICAL FEATURES

|   |   |
|---|---|
| Drive Mode Select (5 modes)                 | ● |
| Front Stabilizer Disconnect Mechanism (SDM) | ^ |
| Locking Rear Differential                   | ^ |

## SUSPENSION

|   |   |
|---|---|
| Rear Coil Springs   | ● |
| Remove: Adaptive Variable Suspension (AVS)  | ^ |
| FOX® Shock Absorbers with Quick Switch 3 (3 manually selectable damping settings) | ^ |
| Old Man Emu® Shock Absorbers  | ^ |
| Bilstein Shock Absorbers (TRD Off Road ONLY)                                      | ^ |
| Adaptive Variable Suspension (AVS)  | ● |

## TRANSMISSION

|                   |   |
|-------------------|---|
| 8-Speed Automatic | ● |
| Part-Time 4WD     | ^ |
| Full-Time 4WD     | ● |

## TRUCK BED

|  |   |
|--|---|
| Side Rail with Four Adjustable Tie Down Cleats | ● |
| 5FT Bed  | ● |
| Bed Power Port (12V & USB - C)                 | ● |
| 6FT Bed  | ^ |
| Bed Utility Bar with Removable MOLLE Panels    | ^ |

## SAFETY & CONVENIENCE

### CONVENIENCE

|  |   |
|--|---|
| Garage Door Opener                           | ● |
| Wireless Charger                             | ● |
| Smart Key System w/Push Button Start         | ● |
| Trailer Backup Guide w/ Straight Path Assist | ● |
| Digital Key with Card Key                    | ● |
| 2400W AC Output                              | ● |
| 4 Auxiliary Switches (95A)                   | ^ |

# 2025 Tacoma Hybrid

Explore

 Build & Price

Competitive Comparison

## STANDARD SPECIFICATIONS

● Standard — Not Available ^ Available

4x4 Double Cab Hybrid

|                            |   |
|----------------------------|---|
| Onboard Air Compressor     | ^ |
| 3 Auxiliary Switches (30A) | ^ |

## SAFETY

|  |   |
|--|---|
| Roll-Sensing Front Head/Side Curtain Airbags | ● |
| Front Seat Side Airbags                      | ● |
| Front Side Curtain Airbags                   | ● |
| Front Seat Cushion Airbags                   | ● |
| Multi-Terrain Monitor                        | ^ |
| Driver and Front Passenger Knee Airbags      | ● |
| Blind Spot Monitor with RCTA                 | ● |
| Intuitive Parking Assist with Auto Braking   | ● |
| Dual Stage Driver & Passenger Airbags        | ● |
| Vehicle Stability Control (VSC)              | ● |
| Panoramic View Monitor                       | ● |

## SECURITY

|                         |   |
|-------------------------|---|
| Engine Immobilizer      | ● |
| Anti-Theft Alarm System | ● |

## TOYOTA SAFETY SENSE 3.0

|                                     |   |
|-------------------------------------|---|
| Automatic High Beam (AHB)           | ● |
| Lane Tracing Assist (LTA)           | ● |
| Lane Departure Alert (LDA)          | ● |
| Dynamic Radar Cruise Control (DRCC) | ● |
| Road Sign Assist (RSA)              | ● |
| Pre-Collision System (PCS)          | ● |
| Proactive Driving Assist (PDA)      | ● |

## WARNING

|  |   |
|--|---|
| Tire Pressure Monitoring System with Auto Location | ● |
|--|---|

## DIMENSIONS

### DIMENSIONS

|                  |           |
|------------------|-----------|
| Transmission     | AUTOMATIC |
| Drivetrain       | 4WD       |
| Number Cylinders | 4         |
| Body Type        | PK        |
| Horsepower (kW)  | 326       |

# 2025 Tacoma Hybrid

Explore

 Build & Price

Competitive Comparison

STANDARD SPECIFICATIONS

● Standard — Not Available ^ Available

4x4 Double Cab Hybrid

|   |                  |
|---|------------------|
| Fuel Capacity litres (gal.)                       | 69 (18)          |
| Fuel Consumption - City/Highway/Combined L /100km | 10.5/9.7/10.1    |
| Fuel Consumption - City/Highway/Combined mpg      | 27/29/28         |
| Length mm (in.)                                   | 5411 (213)       |
| Width mm (in.)                                    | 1979 (77.9)      |
| Height mm (in.)                                   | 1895 (74.6)      |
| Wheelbase mm (in.)                                | 3351 (131.9)     |
| Ground Clearance mm (in.)                         | - (-)            |
| Seating Capacity                                  | 5                |
| Airbags   | 8                |
| Front Headroom mm (in.)                           | 965 (38)         |
| Rear Headroom mm (in.)                            | 976 (38.4)       |
| Front Legroom mm (in.)                            | 1062 (41.8)      |
| Rear Legroom mm (in.)                             | 856 (33.7)       |
| Front Shoulder Room mm (in.)                      | 1481 (58.3)      |
| Rear Shoulder Room mm (in.)                       | 1468 (57.8)      |
| Cargo Bed Length                                  | 1532 (60.3)      |
| Cargo Bed Width mm (in.)                          | 1136 (44.7)      |
| Cargo Bed Depth mm (in.)                          | 539 (21.2)       |
| Gross Vehicle Weight kg (lbs)                     | 3054.95 (6735)   |
| Towing Capacity kg (lbs.)†                        | 2699 (5950)      |
| Payload (GVWR-curb weight) kg (lbs.)*             | 710 (1565)       |
| Base Curb Weight kg (lbs.)                        | 2344.98 (5169.8) |
| Approach Angle (Degrees)                          | 20               |
| Departure Angle (Degrees)                         | 20               |
| Number of Tires                                   | 5                |
| Front Tread mm (in.)                              | 1677 (66)        |
| Rear Tread mm (in.)                               | 1677 (66)        |



# 2025 Tacoma Hybrid

Explore

 Build & Price

Competitive Comparison

IMPORTANT PRODUCT INFORMATION

This page contains information and product warnings for a wide variety of specifications, not all of which will be specifications that come with your selected vehicle. Global supply issues affecting the automotive manufacturing industry are causing new vehicle delivery delays and inventory of some vehicles may be limited. Please contact your local Toyota dealer for information about availability of your preferred Toyota vehicle.

\* Payload Capacity is the calculation of GVWR minus curb weight and should be used for comparison purposes only. The maximum amount of passenger and cargo weight your vehicle can carry is the Load Carrying Capacity indicated on the label(s) on the driver's doorjamb.

\*\* Due to supply chain shortages, until further notice certain 2023 models equipped with the Digital Display Rear View Mirror will be built with the Auto-Dimming Mirror instead. Please reach out to a Toyota dealership for more details.

\*Soul Red Crystal and Soul Red are trademarks of Mazda Motor Corporation.

Connected Services (general mentions)

Driving while distracted can result in loss of vehicle control. Some features may be locked out while the vehicle is in gear. To reduce risk of accident while driving, exercise care when using the systems (even with the voice commands) and obey all local laws concerning use of the systems while driving (as some laws prohibit the use of electronic devices while operating a vehicle). Once the Connected Services by Toyota trial subscription expires, paid enrollment is required. Apple CarPlay, iPhone and Siri are trademarks of Apple Inc. Android Auto and Google Assistant are trademarks of Google LLC. A compatible customer phone pairing is required and customers are responsible for all data charges. Services are dependent upon connection to a compatible wireless network, provided by a third- party wireless service provider. Toyota is not responsible for cellular network discontinuance and will not provide compensation for reduced service availability.

Remote Connect. Use only if aware of circumstances surrounding vehicle and it is legal and safe to do so (e.g., do not remotely start engine if vehicle is in an enclosed space or vehicle is occupied by a child). Remote Connect depends on factors outside of Toyota' control, including an operative telematics device, a cellular connection, GPS signal, and the availability of a compatible wireless network, without which system functionality and availability may be limited or precluded. Digital Key also requires Bluetooth connectivity. Service may vary by vehicle and region. Requires app download and registration/subscription after trial (if applicable). Terms of Use apply. Data charges may apply. Remote start /stop not available on manual transmission-equipped vehicles. Services subject to change at any time without notice.

Safety Connect depends on factors outside of Toyota's control, including an operative telematics device, a cellular connection, GPS signal, and the availability of a compatible wireless network, without which system functionality and availability may be limited or precluded, including access to response center and emergency support. Stolen vehicle police report required to use Stolen Vehicle Locator. Automatic Collision Notification activates only in limited circumstances. Requires app download/registration and subscription after trial (if applicable). Service subject to change at any time without notice. Terms of Use apply. Service may vary by vehicle and region. See usage precautions and service limitations in Owner's Manual.

Drive Connect services not available in every city or roadway.

Service Connect information provided is based on the last time data was collected from the vehicle and is not real time data. Service Connect is not renewable as a stand-alone service and requires a subscription to any of Safety Connect, Remote Connect or Drive Connect upon trial expiration.

Birds Eye Camera: Cold weather and other environmental factors may limit system. Operates at low speed or when parked. Do not rely exclusively on the system as it is not intended to replace safe attentive operation of the vehicle. You should also look around outside your vehicle, over your shoulder and use your mirrors to confirm clearance.

Qi Wireless charging: Qi wireless charging may not be compatible with all mobile phones, MP3/WMA players and like models. When using the wireless charging system avoid placing metal objects between the wireless charger and the mobile device when charging is active. Doing so may cause metal objects to become hot and could cause burns.

Towing Capability: Before towing, confirm your vehicle and trailer are compatible, hooked up and loaded properly and that you have any necessary additional equipment. Do not exceed any Weight Ratings and follow all instructions in your Owner's Manual. The maximum you can tow depends on base curb weight plus the total weight of any cargo, occupants, and added vehicle equipment. "Added vehicle equipment" includes additional standard/optional equipment and accessories added by the manufacturer, dealers, and /or vehicle owners. The only way to be certain of your vehicle's exact curb weight is to weigh your vehicle without passengers or cargo. Installation of a tow hitch receiver or other accessories located near the rear bumper may require disabling or removing the kick sensor, and the sensor operation setting in your vehicle should be turned off. See Owner's Manual for limitations.

Toyota Safety Sense (TSS): Drivers should always be responsible for their own safe driving. Please always pay attention to your surroundings and drive safely. Depending on the conditions of roads, vehicles, weather, etc., the TSS systems may not work as intended.

Pre-Collisions System with Pedestrian & Bicyclist Detection: The TSS Pre-Collision System is designed to help avoid or reduce the impact speed and damage in certain frontal collisions only. The Pedestrian and Bicycle Detection system is designed to detect a pedestrian and bicyclist ahead of the vehicle, determine if impact is imminent and help reduce impact speed. It is not a substitute for safe and attentive driving. System effectiveness depends on many factors, such as speed, size and position of pedestrians and bicyclists, driver input and weather, light and road conditions. Do not overly rely on the Intuitive Intersection Support system. Always visually confirm that it is safe to proceed. System may not operate depending on the traffic conditions and intersection configuration. Intersection Support will NOT detect pedestrians crossing the road in the same direction as the vehicle.

Emergency Steering Assist may not operate if an oncoming vehicle or an obstacle that would prevent a safe evasive manoeuvre are detected.

Automatic High Beam: Automatic High Beam system operates at speeds above approximately 34 km/h. Factors such as a dirty windshield, variable weather, lighting conditions and hilly terrain will limit effectiveness, requiring the driver to manually turn it off.

Lane Departure Alert with Steering Assist: Lane Departure Alert with Steering Assist is designed to read lane markers under certain conditions and provide visual and audible alerts and slight steering force when lane departure is detected. It is not a collision-avoidance system or a substitute for safe and attentive driving.

Dynamic Radar Cruise Control: Dynamic Radar Cruise Control is designed to assist the driver and is not a collision-avoidance system or a substitute for safe and attentive driving practices. System effectiveness depends on many factors such as weather, traffic and road conditions.

Lane Tracing (Trace) Assist (LTA): Lane Tracing (Trace) Assist (LTA) is designed to read visible lane markers and detect other vehicles under certain conditions. When potential lane departure is detected, LTA provides a visual warning and either an audible alert or vibration in the steering wheel and can apply a slight steering force. It is not a collision-avoidance system or a substitute for safe and attentive driving. Effectiveness is dependent on many factors including road, weather and vehicle conditions.

Colours: Not all exterior and interior colour options are available for every model. Some colours are available at an additional cost. Contact your Dealer for more information.

Fuel efficiency estimates: Fuel efficiency estimates were determined using approved Government of Canada Test Methods. Actual fuel consumption will vary based on driving habits and other factors.

Blind Spot Monitor System and Rear Cross-Traffic Alert System: Do not rely exclusively on the Blind Spot Monitor System and Rear Cross-Traffic Alert System. They are not collision-avoidance systems or substitutes for safe and attentive driving. Short Range Key Fob Remote Start: Active DCM required. DCM is active during connected services trial periods or with a paid subscription for connected services. Waiving your connected services will deactivate the DCM.

Details on the above features can be found in the Owner's Manuals (available on-line at [toyota.ca](http://toyota.ca)) or through your local Toyota Dealer and pertains specifically to vehicles sold in Canada at authorized Toyota dealerships only. Every effort has been made to ensure the specifications and equipment described are accurate based on information available at time of creation of this Product Summary. In some cases, certain changes in production capacity, standard equipment, options or product delays may occur which would not be automatically reflected in this Product Summary. Toyota Canada Inc. reserves the right to make these changes without notice or obligation. The Toyota website [toyota.ca](http://toyota.ca) is updated regularly and it or your Toyota Dealer are your best source for up-to-date information.

Date and mileage limitations refer to whichever comes first from the date of first purchase. Warranty coverage is subject to other terms and conditions. Refer to applicable Warranty and Maintenance Guide for full details.

# 2025 Tacoma 4X4

Explore

 Build & Price

MODELS

4x4 Double Cab 8A



PACKAGE

SR5 (6-ft Bed)

- TRD Sport (6-ft Bed)
- TRD Off Road (6-ft Bed)
- TRD Sport+ (6-ft Bed)
- TRD Sport Premium (6-ft Bed)
- TRD Off Road Premium (5-ft Bed)

4x4 Double Cab 6M



PACKAGE

TRD Off Road (5-ft Bed)

- TRD Sport+ (5-ft Bed)

AVAILABLE EXTERIOR COLOURS

- Blue Crush Metallic
- Wind Chill Pearl
- White
- Supersonic Red
- Celestial Silver Metallic
- Terra
- Black
- Underground

AVAILABLE INTERIOR COLOURS

- Seat: Grey/Black Fabric
- Black Softex
- Black Fabric
- Seat: Grey/Black Fabric



# 2025 Tacoma 4X4

Explore

 Build & Price

OPTIONAL PACKAGES

## TACOMA 4X4 DOUBLE CAB 8A

TRD SPORT+ (6-FT BED)

- Power Slide / Tilt Moonroof
  - Body Coloured Overfender
  - Trailer Brake Controller
  - 18" TRD Sport Alloy Wheels
  - 12.3" Digital Gauge Cluster
  - 4-way Adjustable Driver and Passenger Lumbar Support
  - Power Sliding Rear Window
  - Remove: Bilstein Shock Absorbers
  - Digital Key with Card Key
- Hood Scoop
  - LED Fog Lamps
  - Drive Mode Select (Sport, Eco and Normal Modes)
  - 10 Speaker JBL Audio System with Portable Bluetooth Speaker
  - Electrochromic Rear View Mirror w/Homelink (EC)
  - Heated Leather Wrapped Steering Wheel
  - Remove: Locking Rear Differential
  - Garage Door Opener
  - Intuitive Parking Assist with Auto Braking
- TRD Front Grille
  - Side Mirror Turn Signal
  - 265/65 R18 All Season Tires
  - Single-zone Automatic Climate Control
  - 8-way Power Adjustable Driver and Passenger Seats
  - Leather Wrapped Shift Knob
  - Sport-tuned Suspension
  - Wireless Charger

TRD OFF ROAD PREMIUM (5-FT BED)

- Power Slide / Tilt Moonroof
  - TRD Front Grille
  - Front Recovery Hooks
  - Trailer Brake Controller
  - Drive Mode Select (Sport, Eco and Normal Modes)
  - 10 Speaker JBL Audio System with Portable Bluetooth Speaker
  - Dual Zone Automatic Climate Control
  - SofTex Seats
  - 4-way Adjustable Driver and Passenger Lumbar Support
  - Power Sliding Rear Window
  - Locking Rear Differential (TRD Off Road ONLY)
  - 400 Watt (120V) Cargo Bed Power Outlet
  - 12V DC Accessory Connector: Front
  - Trailer Backup Guide w/ Straight Path Assist
  - Multi-Terrain Monitor
- Running Boards
  - MIC Black Overfender
  - LED Fog Lamps
  - DAC (Downhill Assist Control)
  - 265/70 R17 BFGoodrich Trail Terrain Tires (TRD Off Road ONLY)
  - 14" Toyota Multimedia w/ Service/Safety Connect (up to 10yr trial), Remote/Drive Connect (3yr trial)
  - 12.3" Digital Gauge Cluster
  - Ventilated Front Seats
  - Heated Leather Wrapped Steering Wheel
  - Front Windshield Acoustic Glass
  - Multi-Terrain Select
  - 5FT Bed
  - Garage Door Opener
  - Digital Key with Card Key
  - Intuitive Parking Assist with Auto Braking
- Hood Silencer
  - Upgraded Underbody Protection (Engine, Fuel Tank & Transfer Case)
  - Side Mirror Turn Signal
  - Crawl Control (CRAWL)
  - 17" Off Road Alloy Wheels
  - Drive Connect (3-yr trial)
  - Electrochromic Rear View Mirror w/Homelink (EC)
  - 8-way Power Adjustable Driver and Passenger Seats
  - Leather Wrapped Shift Knob
  - Front Side Acoustic Glass
  - Bilstein Shock Absorbers (TRD Off Road ONLY)
  - Bed Power Port (12V & USB - C)
  - Wireless Charger
  - 400 Watt (120V) Cabin Power Outlet

TRD OFF ROAD (6-FT BED)

- TRD Front Grille
  - Front Recovery Hooks
  - Crawl Control (CRAWL)
  - 17" Off Road Alloy Wheels
  - Electrochromic Rear View Mirror w/Homelink (EC)
  - Power Sliding Rear Window
  - Bilstein Shock Absorbers (TRD Off Road ONLY)
- MIC Black Overfender
  - LED Fog Lamps
  - Drive Mode Select (Sport, Eco and Normal Modes)
  - Single-zone Automatic Climate Control
  - Leather Wrapped Steering Wheel
  - Locking Rear Differential (TRD Off Road ONLY)
  - Bilstein Shock Absorbers (TRD Off Road ONLY)
- Upgraded Underbody Protection (Engine, Fuel Tank & Transfer Case)
  - DAC (Downhill Assist Control)
  - 265/70 R17 BFGoodrich Trail Terrain Tires (TRD Off Road ONLY)
  - 12.3" Digital Gauge Cluster
  - Leather Wrapped Shift Knob
  - Multi-Terrain Select
  - Garage Door Opener

TRD SPORT (6-FT BED)

- Hood Scoop
  - LED Fog Lamps
  - 18" TRD Sport Alloy Wheels
- TRD Front Grille
  - Drive Mode Select (Sport, Eco and Normal Modes)
  - Single-zone Automatic Climate Control
- Body Coloured Overfender
  - 265/65 R18 All Season Tires
  - 12.3" Digital Gauge Cluster

# 2025 Tacoma 4X4

Explore

 Build & Price

- Electrochromic Rear View Mirror w/Homelink (EC)
  - Power Sliding Rear Window
  - Remove: Bilstein Shock Absorbers
- Leather Wrapped Steering Wheel
  - Remove: Locking Rear Differential
  - Garage Door Opener
- Leather Wrapped Shift Knob
  - Sport-tuned Suspension

## TRD SPORT PREMIUM (6-FT BED)

- Power Slide / Tilt Moonroof
  - Hood Silencer
  - LED Fog Lamps
  - Drive Mode Select (Sport, Eco and Normal Modes)
  - 10 Speaker JBL Audio System with Portable Bluetooth Speaker
  - Drive Connect (3-yr trial)
  - Electrochromic Rear View Mirror w/Homelink (EC)
  - 8-way Power Adjustable Driver and Passenger Seats
  - Leather Wrapped Shift Knob
  - Front Side Acoustic Glass
  - Remove: Bilstein Shock Absorbers
  - 12V DC Accessory Connector: Front
  - Trailer Backup Guide w/ Straight Path Assist
  - Panoramic View Monitor
- Hood Scoop
  - TRD Front Grille
  - Side Mirror Turn Signal
  - 265/65 R18 All Season Tires
  - 5 USB TYPE-C Ports (3 Front; 2 Rear)
  - Dual Zone Automatic Climate Control
  - SofTex Seats
  - 4-way Adjustable Driver and Passenger Lumbar Support
  - Power Sliding Rear Window
  - Remove: Locking Rear Differential
  - 400 Watt (120V) Cargo Bed Power Outlet
  - Garage Door Opener
  - Digital Key with Card Key
  - Intuitive Parking Assist with Auto Braking
- Running Boards
  - Body Coloured Overfender
  - Trailer Brake Controller
  - 18" TRD Sport Alloy Wheels
  - 14" Toyota Multimedia w/ Service/Safety Connect (up to 10yr trial), Remote/Drive Connect (3yr trial)
  - 12.3" Digital Gauge Cluster
  - Ventilated Front Seats
  - Heated Leather Wrapped Steering Wheel
  - Front Windshield Acoustic Glass
  - Sport-tuned Suspension
  - Bed Power Port (12V & USB - C)
  - Wireless Charger
  - 400 Watt (120V) Cabin Power Outlet

# TACOMA 4X4 DOUBLE CAB 6M

## TRD SPORT+ (5-FT BED)

- Power Slide / Tilt Moonroof
  - Front Recovery Hook (Passenger side)
  - Trailer Brake Controller
  - 10 Speaker JBL Audio System with Portable Bluetooth Speaker
  - Heated Leather Wrapped Steering Wheel
  - Remove: Bilstein Shock Absorbers
  - Digital Key with Card Key
- Hood Scoop
  - Side Mirror Turn Signal
  - 265/65 R18 All Season Tires
  - 8-way Power Adjustable Driver and Passenger Seats
  - Remove: Locking Rear Differential
  - Remove: Bilstein Shock Absorbers
  - Intelligent Clearance Sonar
- Body Coloured Overfender
  - Side Mirror Turn Signal
  - 18" TRD Sport Alloy Wheels
  - 4-way Adjustable Driver and Passenger Lumbar Support
  - Sport-tuned Suspension
  - Wireless Charger

# 2025 Tacoma 4X4

Explore

 Build & Price

STANDARD SPECIFICATIONS

● Standard — Not Available ^ Available

4x4 Double Cab 8A

4x4 Double Cab 6M

EXTERIOR

EXTERIOR

|   |   |   |
|---|---|---|
| Power Slide / Tilt Moonroof                                       | ^ | ^ |
| Hood Scoop  | ^ | ^ |
| Running Boards  | ^ | - |
| Black Mud Guards  | ● | ● |
| Hood Silencer   | ^ | - |
| TRD Front Grille  | ^ | ^ |
| Active Grille Shutters  | ● | ● |
| Body Coloured Overfender  | ^ | ^ |
| Front Recovery Hook (Passenger side)                              | ● | ^ |
| MIC Black Overfender  | ^ | ● |
| Upgraded Underbody Protection (Engine, Fuel Tank & Transfer Case) | ^ | ● |
| Front Recovery Hooks  | ^ | ● |

EXTERIOR LIGHTING

|                                     |   |   |
|-------------------------------------|---|---|
| LED Fog Lamps                       | ^ | ● |
| Headlamps with Manual Level Control | ● | ● |
| Side Mirror Turn Signal             | ^ | ^ |
| TRD Front Grille                    | - | ● |

MECHANICAL FEATURES

|   |   |   |
|---|---|---|
| Trailer Brake Controller                        | ^ | ^ |
| Hill-start Assist Control (HAC)                 | ● | ● |
| Drive Mode Select (Sport, Eco and Normal Modes) | ^ | ● |
| DAC (Downhill Assist Control)                   | ^ | - |
| Crawl Control (CRAWL)                           | ^ | - |

TIRES

|   |   |   |
|---|---|---|
| 265/65 R18 All Season Tires                                   | ^ | ^ |
| Spare Tire  | ● | ● |
| 265/70 R17 BFGoodrich Trail Terrain Tires (TRD Off Road ONLY) | ^ | ● |
| 245/70R17   | ● | - |

WHEELS

|                            |   |   |
|----------------------------|---|---|
| 18" TRD Sport Alloy Wheels | ^ | ^ |
| 17" Off Road Alloy Wheels  | ^ | ● |
| 17" Alloy Wheels           | ● | - |

# 2025 Tacoma 4X4

Explore

 Build & Price

## STANDARD SPECIFICATIONS

● Standard — Not Available ^ Available

4x4 Double Cab 8A

4x4 Double Cab 6M

### WIPERS

|                              |   |   |
|------------------------------|---|---|
| Variable Intermittent Wipers | ● | ● |
|------------------------------|---|---|

## INFOTAINMENT

### AUDIO

|   |   |   |
|---|---|---|
| 10 Speaker JBL Audio System with Portable Bluetooth Speaker | ^ | ^ |
| 5 USB TYPE-C Ports (3 Front; 2 Rear)                        | ^ | - |
| 2 USB TYPE-C charging ports (Front)                         | ● | ● |
| 6 Speakers  | ● | ● |
| 3 USB TYPE-C Ports (3 Front)                                | ● | - |

### TOYOTA MULTIMEDIA

|   |   |   |
|---|---|---|
| Wireless Apple CarPlay Compatibility  | ● | ● |
| Wireless Android Auto Compatibility   | ● | ● |
| Bluetooth Capability  | ● | ● |
| HD Radio  | ● | ● |
| SiriusXM Audio  | ● | ● |
| 14" Toyota Multimedia w/ Service/Safety Connect (up to 10yr trial), Remote/Drive Connect (3yr trial)                          | ^ | - |
| Drive Connect (3-yr trial)  | ^ | - |
| 8" Toyota Multimedia w/ Service/Safety Connect (up to 10yr trial), Remote Con.(3yr trial), Drive Con. capable (Sub. Required) | ● | ● |
| **Remote Start & Remote Climate Control Not Available   | - | ● |

## INTERIOR

### CLIMATE CONTROL

|                                       |   |   |
|---------------------------------------|---|---|
| Dual Zone Automatic Climate Control   | ^ | - |
| Single-zone Automatic Climate Control | ^ | ● |
| Manual Air Conditioning               | ● | - |

### FLOORING

|                       |   |   |
|-----------------------|---|---|
| All Season Floor Mats | ● | ● |
|-----------------------|---|---|

### INSTRUMENTATION

|                                    |   |   |
|------------------------------------|---|---|
| 12.3" Digital Gauge Cluster        | ^ | ● |
| 7" Multi-information Display (MID) | ● | - |

### INTERIOR MIRRORS

|   |   |   |
|---|---|---|
| Electrochromic Rear View Mirror w/Homelink (EC) | ^ | ● |
| Electrochromic Rear View Mirror                 | ● | - |

# 2025 Tacoma 4X4

Explore

 Build & Price

## STANDARD SPECIFICATIONS

● Standard — Not Available ^ Available

4x4 Double Cab 8A

4x4 Double Cab 6M

### SEATS

|  |   |   |
|--|---|---|
| SofTex Seats   | ^ | - |
| Heated Front Seats                                   | ● | ● |
| Ventilated Front Seats                               | ^ | - |
| 8-way Power Adjustable Driver and Passenger Seats    | ^ | ^ |
| 4-way Adjustable Driver and Passenger Lumbar Support | ^ | ^ |
| Fabric Seats   | ● | ● |
| 2-way Power Adjustable Driver Lumbar Support         | ● | ● |
| 6-way Manually Adjustable Driver and Passenger Seats | ● | ● |

### STEERING WHEEL

|                                       |   |   |
|---------------------------------------|---|---|
| Tilt & Telescopic Steering Wheel      | ● | ● |
| Heated Leather Wrapped Steering Wheel | ^ | ^ |
| Leather Wrapped Steering Wheel        | ^ | ● |

### TRIM

|                            |   |   |
|----------------------------|---|---|
| Leather Wrapped Shift Knob | ^ | ● |
|----------------------------|---|---|

### WINDOWS

|   |   |   |
|---|---|---|
| Power Sliding Rear Window                       | ^ | ● |
| Rear Window Defroster                           | ● | ● |
| Power Windows with Auto Up/Down for All Windows | ● | ● |
| Front Windshield Wiper Deicer                   | ● | ● |
| Front Windshield Acoustic Glass                 | ^ | - |
| Rear Side Window Privacy Glass                  | ● | ● |
| Front Side Acoustic Glass                       | ^ | - |

## POWERTRAIN & MECHANICAL

### BRAKES

|                              |   |   |
|------------------------------|---|---|
| Electric Parking Brake (EPB) | ● | ● |
|------------------------------|---|---|

### ENGINE

|                       |   |   |
|-----------------------|---|---|
| Active Noise Control  | ● | - |
| 2.4L 4-Cylinder Turbo | ● | ● |

### MECHANICAL FEATURES

|   |   |   |
|---|---|---|
| Remove: Locking Rear Differential             | ^ | ^ |
| Locking Rear Differential (TRD Off Road ONLY) | ^ | ● |
| Multi-Terrain Select                          | ^ | - |

# 2025 Tacoma 4X4

Explore

 Build & Price

STANDARD SPECIFICATIONS

● Standard — Not Available ^ Available

4x4 Double Cab 8A

4x4 Double Cab 6M

SUSPENSION

|  |   |   |
|--|---|---|
| Sport-tuned Suspension                       | ^ | ^ |
| Remove: Bilstein Shock Absorbers             | ^ | ^ |
| Rear Coil Springs                            | ● | ● |
| Bilstein Shock Absorbers (TRD Off Road ONLY) | ^ | ● |

TRANSMISSION

|                   |   |   |
|-------------------|---|---|
| Tow/Haul Mode     | ● | - |
| 8-Speed Automatic | ● | - |
| Part-Time 4WD     | ● | ● |
| 6-Speed Manual    | - | ● |

TRUCK BED

|  |   |   |
|--|---|---|
| 400 Watt (120V) Cargo Bed Power Outlet   | ^ | - |
| Bed Rail with Adjustable Tie Down Cleats | ● | ● |
| 6FT Bed                                  | ● | - |
| Bed Power Port (12V & USB - C)           | ^ | - |
| 5FT Bed                                  | ^ | ● |

SAFETY & CONVENIENCE

CONVENIENCE

|  |   |   |
|--|---|---|
| 12V DC Accessory Connector: Front            | ^ | - |
| Garage Door Opener                           | ^ | ● |
| Wireless Charger                             | ^ | ^ |
| Smart Key System w/Push Button Start         | ● | ● |
| Trailer Backup Guide w/ Straight Path Assist | ^ | - |
| Digital Key with Card Key                    | ^ | ^ |
| 400 Watt (120V) Cabin Power Outlet           | ^ | - |
| 12V DC Accessory Connector: Front and Rear   | ● | ● |

SAFETY

|   |   |   |
|---|---|---|
| Roll-Sensing Front Head/Side Curtain Airbags  | ● | ● |
| Front Seat Cushion Airbags                    | ● | ● |
| Panoramic View Monitor                        | ^ | - |
| Driver and Front Passenger Knee Airbags       | ● | ● |
| Blind Spot Monitor with RCTA                  | ● | ● |
| Intuitive Parking Assist with Auto Braking    | ^ | - |
| Full-Speed Range Dynamic Radar Cruise Control | ● | - |



# 2025 Tacoma 4X4

Explore

 Build & Price

## STANDARD SPECIFICATIONS

| ● Standard — Not Available ^ Available | 4x4 Double Cab 8A | 4x4 Double Cab 6M |
|--|-------------------|-------------------|
| Dual Stage Driver & Passenger Airbags  | ●                 | ●                 |
| Vehicle Stability Control (VSC)        | ●                 | ●                 |
| Backup Camera with Back Guide Monitor  | ●                 | ●                 |
| Multi-Terrain Monitor                  | ^                 | -                 |
| Intelligent Clearance Sonar            | -                 | ^                 |

## SECURITY

|                         |   |   |
|-------------------------|---|---|
| Engine Immobilizer      | ● | ● |
| Anti-Theft Alarm System | ● | ● |

## TOYOTA SAFETY SENSE 3.0

|   |   |   |
|---|---|---|
| Full-Speed Range Dynamic Radar Cruise Control | ● | - |
| Automatic High Beam (AHB)                     | ● | ● |
| Lane Tracing Assist (LTA)                     | ● | ● |
| Lane Departure Alert (LDA)                    | ● | ● |
| Road Sign Assist (RSA)                        | ● | ● |
| Pre-Collision System (PCS)                    | ● | ● |
| Proactive Driving Assist (PDA)                | ● | ● |
| High-Speed Range Dynamic Radar Cruise Control | - | ● |

## WARNING

|  |   |   |
|--|---|---|
| Tire Pressure Monitoring System with Auto Location | ● | ● |
|--|---|---|

## DIMENSIONS

### DIMENSIONS

|   | AUTOMATIC     | MANUAL         |
|---|---------------|----------------|
| Transmission                                      | AUTOMATIC     | MANUAL         |
| Drivetrain  | 4WD           | 4WD            |
| Number Cylinders                                  | 4             | 4              |
| Body Type   | PK            | PK             |
| Horsepower (kW)                                   | 278(207)      | 270(201)       |
| Fuel Capacity litres (gal.)                       | 69 (18)       | 69 (18)        |
| Fuel Consumption - City/Highway/Combined L /100km | 12.5/9.6/11.2 | 13.2/10.3/11.9 |
| Fuel Consumption - City/Highway/Combined mpg      | 23/29/25      | 21/27/24       |
| Length mm (in.)                                   | 5744 (226.1)  | 5411 (213)     |
| Width mm (in.)                                    | 1979 (77.9)   | 1979 (77.9)    |
| Height mm (in.)                                   | 1875 (73.8)   | 1895 (74.6)    |
| Wheelbase mm (in.)                                | 3685 (145.1)  | 3350 (131.9)   |
| Ground Clearance mm (in.)                         | - (-)         | 279 (11)       |

# 2025 Tacoma 4X4

Explore

 Build & Price

STANDARD SPECIFICATIONS

● Standard — Not Available ^ Available

|                                       | 4x4 Double Cab 8A | 4x4 Double Cab 6M |
|---------------------------------------|-------------------|-------------------|
| Seating Capacity                      | 5                 | 5                 |
| Airbags                               | 8                 | 8                 |
| Front Headroom mm (in.)               | 1009 (39.7)       | 1009 (39.7)       |
| Rear Headroom mm (in.)                | 976 (38.4)        | 976 (38.4)        |
| Front Legroom mm (in.)                | 1062 (41.8)       | 1062 (41.8)       |
| Rear Legroom mm (in.)                 | 856 (33.7)        | 856 (33.7)        |
| Front Shoulder Room mm (in.)          | 1481 (58.3)       | 1481 (58.3)       |
| Rear Shoulder Room mm (in.)           | 1468 (57.8)       | 1468 (57.8)       |
| Cargo Bed Length                      | 1867 (73.5)       | 1532 (60.3)       |
| Cargo Bed Width mm (in.)              | 1136 (44.7)       | 1136 (44.7)       |
| Cargo Bed Depth mm (in.)              | 539 (21.2)        | 539 (21.2)        |
| Gross Vehicle Weight kg (lbs)         | 2725 (6007.6)     | 2800 (6172.9)     |
| Towing Capacity kg (lbs.)†            | 2903 (6400)       | 2903 (6400)       |
| Payload (GVWR-curb weight) kg (lbs.)* | 640 (1411)        | 690 (1521)        |
| Base Curb Weight kg (lbs.)            | 2085 (4596.6)     | 2110 (4651.7)     |
| Approach Angle (Degrees)              | 20                | 32                |
| Departure Angle (Degrees)             | 20                | 22                |
| Number of Tires                       | 5                 | 5                 |
| Front Tread mm (in.)                  | 1667 (65.6)       | 1677 (66)         |
| Rear Tread mm (in.)                   | 1677 (66)         | 1677 (66)         |

# 2025 Tacoma 4X4

Explore

 Build & Price

IMPORTANT PRODUCT INFORMATION

This page contains information and product warnings for a wide variety of specifications, not all of which will be specifications that come with your selected vehicle. Global supply issues affecting the automotive manufacturing industry are causing new vehicle delivery delays and inventory of some vehicles may be limited. Please contact your local Toyota dealer for information about availability of your preferred Toyota vehicle.

\* Payload Capacity is the calculation of GVWR minus curb weight and should be used for comparison purposes only. The maximum amount of passenger and cargo weight your vehicle can carry is the Load Carrying Capacity indicated on the label(s) on the driver's doorjamb.

\*\* Due to supply chain shortages, until further notice certain 2023 models equipped with the Digital Display Rear View Mirror will be built with the Auto-Dimming Mirror instead. Please reach out to a Toyota dealership for more details.

\*Soul Red Crystal and Soul Red are trademarks of Mazda Motor Corporation.

Connected Services (general mentions)

Driving while distracted can result in loss of vehicle control. Some features may be locked out while the vehicle is in gear. To reduce risk of accident while driving, exercise care when using the systems (even with the voice commands) and obey all local laws concerning use of the systems while driving (as some laws prohibit the use of electronic devices while operating a vehicle). Once the Connected Services by Toyota trial subscription expires, paid enrollment is required. Apple CarPlay, iPhone and Siri are trademarks of Apple Inc. Android Auto and Google Assistant are trademarks of Google LLC. A compatible customer phone pairing is required and customers are responsible for all data charges. Services are dependent upon connection to a compatible wireless network, provided by a third- party wireless service provider. Toyota is not responsible for cellular network discontinuance and will not provide compensation for reduced service availability.

Remote Connect. Use only if aware of circumstances surrounding vehicle and it is legal and safe to do so (e.g., do not remotely start engine if vehicle is in an enclosed space or vehicle is occupied by a child). Remote Connect depends on factors outside of Toyota' control, including an operative telematics device, a cellular connection, GPS signal, and the availability of a compatible wireless network, without which system functionality and availability may be limited or precluded. Digital Key also requires Bluetooth connectivity. Service may vary by vehicle and region. Requires app download and registration/subscription after trial (if applicable). Terms of Use apply. Data charges may apply. Remote start /stop not available on manual transmission-equipped vehicles. Services subject to change at any time without notice.

Safety Connect depends on factors outside of Toyota's control, including an operative telematics device, a cellular connection, GPS signal, and the availability of a compatible wireless network, without which system functionality and availability may be limited or precluded, including access to response center and emergency support. Stolen vehicle police report required to use Stolen Vehicle Locator. Automatic Collision Notification activates only in limited circumstances. Requires app download/registration and subscription after trial (if applicable). Service subject to change at any time without notice. Terms of Use apply. Service may vary by vehicle and region. See usage precautions and service limitations in Owner's Manual.

Drive Connect services not available in every city or roadway.

Service Connect information provided is based on the last time data was collected from the vehicle and is not real time data. Service Connect is not renewable as a stand-alone service and requires a subscription to any of Safety Connect, Remote Connect or Drive Connect upon trial expiration.

Birds Eye Camera: Cold weather and other environmental factors may limit system. Operates at low speed or when parked. Do not rely exclusively on the system as it is not intended to replace safe attentive operation of the vehicle. You should also look around outside your vehicle, over your shoulder and use your mirrors to confirm clearance.

Qi Wireless charging: Qi wireless charging may not be compatible with all mobile phones, MP3/WMA players and like models. When using the wireless charging system avoid placing metal objects between the wireless charger and the mobile device when charging is active. Doing so may cause metal objects to become hot and could cause burns.

Towing Capability: Before towing, confirm your vehicle and trailer are compatible, hooked up and loaded properly and that you have any necessary additional equipment. Do not exceed any Weight Ratings and follow all instructions in your Owner's Manual. The maximum you can tow depends on base curb weight plus the total weight of any cargo, occupants, and added vehicle equipment. "Added vehicle equipment" includes additional standard/optional equipment and accessories added by the manufacturer, dealers, and /or vehicle owners. The only way to be certain of your vehicle's exact curb weight is to weigh your vehicle without passengers or cargo. Installation of a tow hitch receiver or other accessories located near the rear bumper may require disabling or removing the kick sensor, and the sensor operation setting in your vehicle should be turned off. See Owner's Manual for limitations.

Toyota Safety Sense (TSS): Drivers should always be responsible for their own safe driving. Please always pay attention to your surroundings and drive safely. Depending on the conditions of roads, vehicles, weather, etc., the TSS systems may not work as intended.

Pre-Collisions System with Pedestrian & Bicyclist Detection: The TSS Pre-Collision System is designed to help avoid or reduce the impact speed and damage in certain frontal collisions only. The Pedestrian and Bicycle Detection system is designed to detect a pedestrian and bicyclist ahead of the vehicle, determine if impact is imminent and help reduce impact speed. It is not a substitute for safe and attentive driving. System effectiveness depends on many factors, such as speed, size and position of pedestrians and bicyclists, driver input and weather, light and road conditions. Do not overly rely on the Intuitive Intersection Support system. Always visually confirm that it is safe to proceed. System may not operate depending on the traffic conditions and intersection configuration. Intersection Support will NOT detect pedestrians crossing the road in the same direction as the vehicle.

Emergency Steering Assist may not operate if an oncoming vehicle or an obstacle that would prevent a safe evasive manoeuvre are detected.

Automatic High Beam: Automatic High Beam system operates at speeds above approximately 34 km/h. Factors such as a dirty windshield, variable weather, lighting conditions and hilly terrain will limit effectiveness, requiring the driver to manually turn it off.

Lane Departure Alert with Steering Assist: Lane Departure Alert with Steering Assist is designed to read lane markers under certain conditions and provide visual and audible alerts and slight steering force when lane departure is detected. It is not a collision-avoidance system or a substitute for safe and attentive driving.

Dynamic Radar Cruise Control: Dynamic Radar Cruise Control is designed to assist the driver and is not a collision-avoidance system or a substitute for safe and attentive driving practices. System effectiveness depends on many factors such as weather, traffic and road conditions.

Lane Tracing (Trace) Assist (LTA): Lane Tracing (Trace) Assist (LTA) is designed to read visible lane markers and detect other vehicles under certain conditions. When potential lane departure is detected, LTA provides a visual warning and either an audible alert or vibration in the steering wheel and can apply a slight steering force. It is not a collision-avoidance system or a substitute for safe and attentive driving. Effectiveness is dependent on many factors including road, weather and vehicle conditions.

Colours: Not all exterior and interior colour options are available for every model. Some colours are available at an additional cost. Contact your Dealer for more information.

Fuel efficiency estimates: Fuel efficiency estimates were determined using approved Government of Canada Test Methods. Actual fuel consumption will vary based on driving habits and other factors.

Blind Spot Monitor System and Rear Cross-Traffic Alert System: Do not rely exclusively on the Blind Spot Monitor System and Rear Cross-Traffic Alert System. They are not collision-avoidance systems or substitutes for safe and attentive driving. Short Range Key Fob Remote Start: Active DCM required. DCM is active during connected services trial periods or with a paid subscription for connected services. Waiving your connected services will deactivate the DCM.

Details on the above features can be found in the Owner's Manuals (available on-line at [toyota.ca](http://toyota.ca)) or through your local Toyota Dealer and pertains specifically to vehicles sold in Canada at authorized Toyota dealerships only. Every effort has been made to ensure the specifications and equipment described are accurate based on information available at time of creation of this Product Summary. In some cases, certain changes in production capacity, standard equipment, options or product delays may occur which would not be automatically reflected in this Product Summary. Toyota Canada Inc. reserves the right to make these changes without notice or obligation. The Toyota website [toyota.ca](http://toyota.ca) is updated regularly and it or your Toyota Dealer are your best source for up-to-date information.

Date and mileage limitations refer to whichever comes first from the date of first purchase. Warranty coverage is subject to other terms and conditions. Refer to applicable Warranty and Maintenance Guide for full details.