

# Paxton Entry - User quick start guide

## Overview

The Paxton Entry app allows you to receive calls on your mobile device from an Entry panel. Allowing you to be anywhere in the world and still manage who can access your building.

This application note covers the set up and usage of the Paxton Entry app.

## Pairing your device to a site

Once you've been added to a site, your device will need to be paired to that site.

### Pairing a user device for the first time

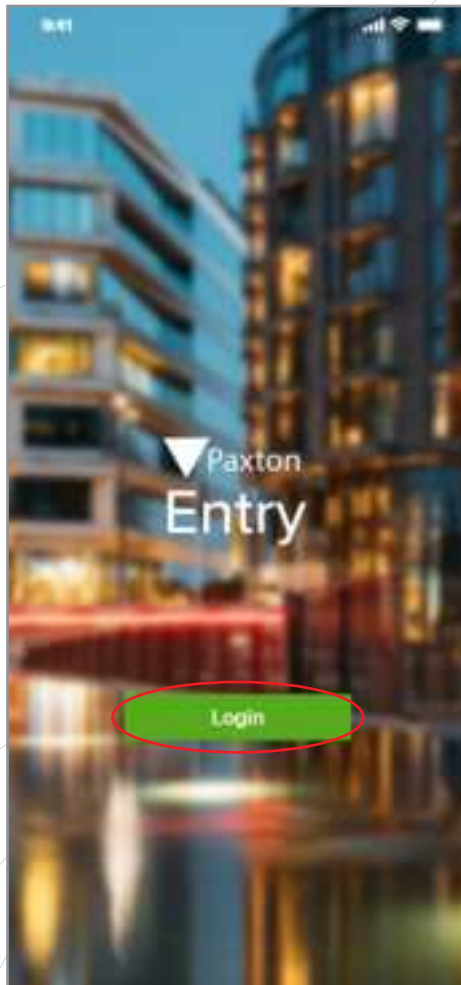
1. You will have received a '**Paxton Entry app – New user registration**' email. (If you cannot find the email, check your junk mail folder). The email will contain your email address and the temporary password required to setup the app.



2. Download and install the Paxton Entry app using the App Store or Google play links in the email.



3. Once installed, open the app and tap the 'Login' button.



4. Enter your email address and temporary password, then select 'Login'.



5. You will now be prompted to set your password, enter the temporary password again and your new password, then tap 'Set'

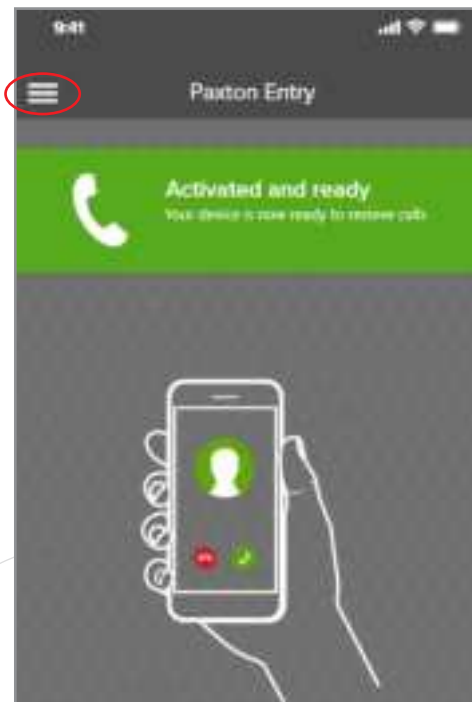


6. You will now be paired to your site.

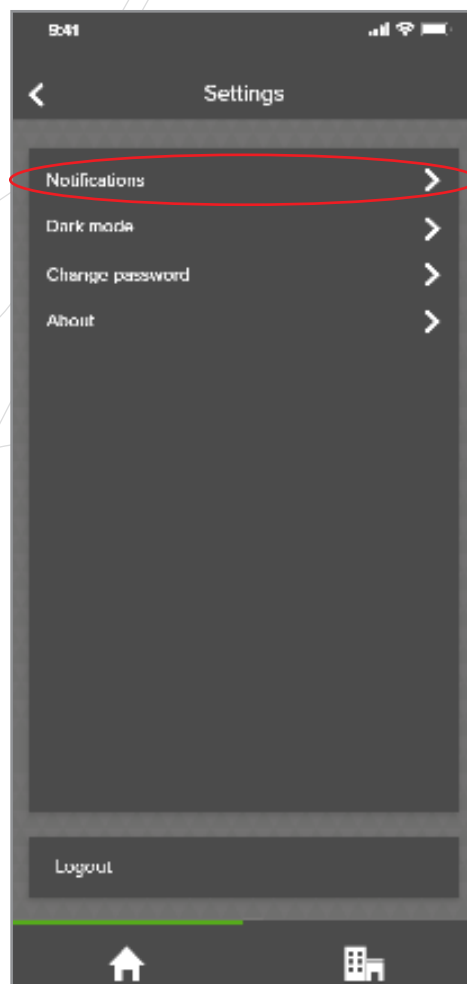


## Notification preferences for receiving calls

Tapping the expandable menu in the top left of the home screen will open up the settings tab.

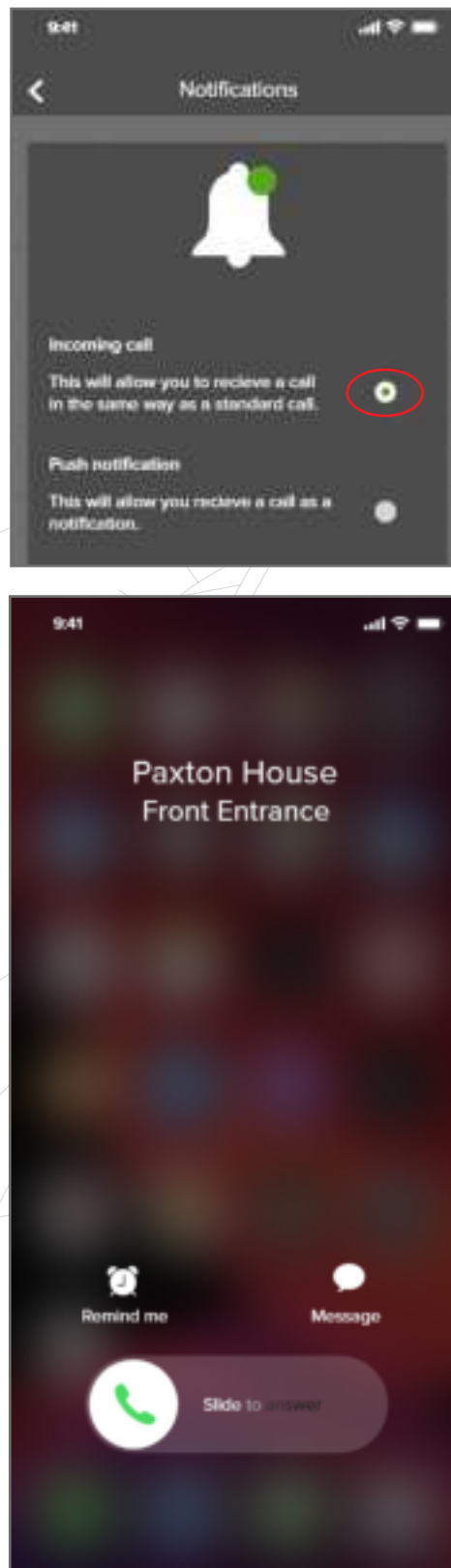


Tapping 'Notifications' allows you to change the notification settings between incoming call notifications, or push notifications.



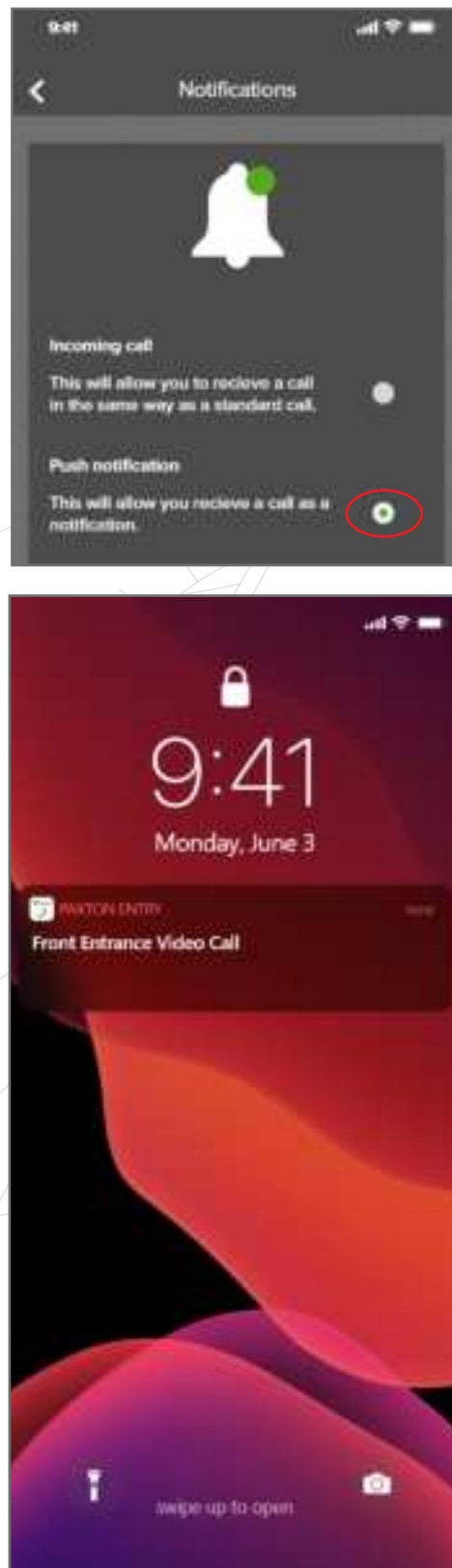
## Incoming call notification

When using this mode, calls from the Entry panel will appear as a regular phone call on your mobile device. Upon answering, the Paxton Entry app will bring up a live video feed from the Entry panel.



## Push notification

When using this mode, a static image will be taken from the Entry panel when a visitor calls you. You'll then receive a push notification from the Paxton Entry app containing the image.



## Pairing an additional site to your device

When already paired with a site in the Paxton Entry app, pairing an additional site is automatic. If the same email address is used, you will receive a notification that you've been added to that site.

## Being added to an additional site

If you've already been paired to a site, when added to additional sites in myPaxton, the site will appear automatically in your Paxton Entry app.

Within the Paxton Entry app, tap 'Sites' to show a list of all your sites. Tapping on a site will show more information.

