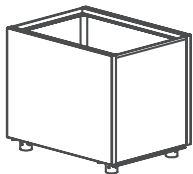


MOBILE ICE BIN ASSEMBLY INSTRUCTIONS

REGENCY
Tables and Sinks

CONTENTS INCLUDE

(A) Ice Bucket (1pc)



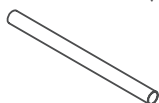
(B) Tube Leg (4pcs)



(C) Joint Sockets (4pcs)



(D) Long Section Cross Brace (2pcs)



(E) Short Section Cross Brace (2pcs)



(F) Wheel with Brake (2pcs)



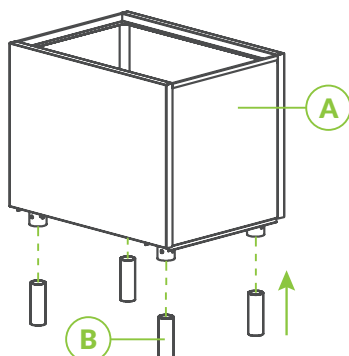
(G) Wheel without Brake (2pcs)



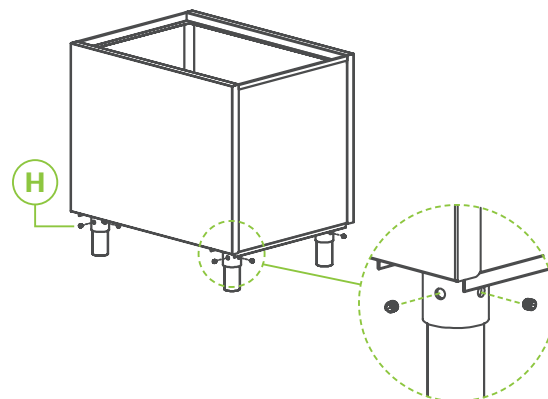
(H) Set Screws (20pcs)



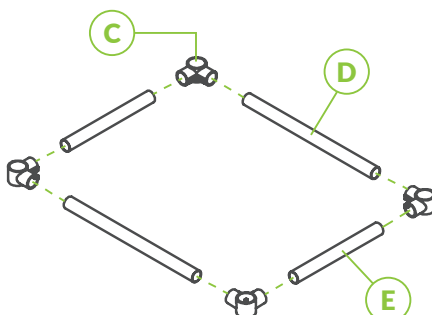
1 Insert tube legs into leg gussets.



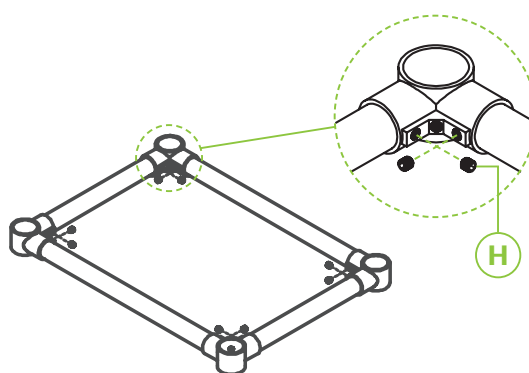
2 Tighten set screws.



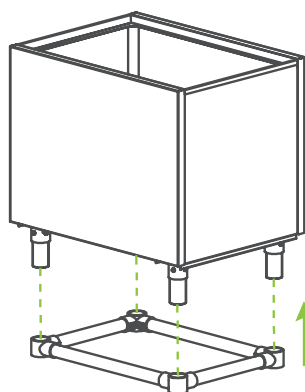
3 Connect cross braces with joint sockets.



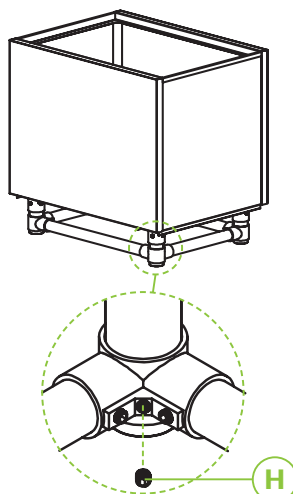
4 Loosely tighten set screws on joint sockets, full tightening will come later.



5 Place ice bin legs into the vertical section of the joint socket.



6 Fully tighten the joint socket set screws.



7 Slide casters into the bottom of the tube legs.

