

Thank you for purchasing your Tickers Activity Tracker. Please follow these instructions carefully and we'll soon have you up & running with your new watch. If you need any help or have any questions then please get in touch, we'll be happy to help you.



Thank you for choosing a TIKKERS Activity Tracker! Your watch has a variety of features to get to know. These instructions will introduce all of the key features of your watch, we hope you enjoy using it!

IOS



ANDROID



To download our app, search for Tickers app or scan the appropriate QR code for installation. Use your smart phone camera or QR code reader app.

The Tickers app will work on the following smartphones:

Android (version 4.4 and above)
Apple IOS (version 8.0 and above)

Please ensure the app is the latest version and you have Bluetooth 5.0.

QUICK START GUIDE



Charging for automatic power-on:

1. Remove the device from the band by gently pressing from the back whilst holding the band securely.
2. Insert into the charging cradle with touch button facing forward.
3. Once the power charger is plugged in, the band will be activated automatically.
4. Please charge the band when it displays low battery.
5. A two hour charge time is sufficient to fully charge your activity tracker, please do not exceed a 2 hour charge period.

OPERATION INTRODUCTION

- You can twist your wrist or press the touch key to illuminate the screen.
- Press the touch key to switch main menu interface.
- Long press the touch key to confirm actions.

You can set the gesture control style on the Tickers App. within advanced settings. Twisting your wrist will illuminate the screen.

GETTING TO KNOW THE SCREENS

TIME SCREEN The screen will display time, date, battery status, & Bluetooth connectivity icon. Your smart watch will display to show it is connected. On the App. you can also check the Bluetooth connectivity within settings.

MESSAGES Press the touch button to switch to the message interface. Press the touch button to enter the message view. The smart watch will alert you to incoming calls, SMS, Wechat and Whatsapp message notifications.

ABOUT Long press the touch button, you can check your bands address, device name and system version.

KEEP ACTIVE From advanced setting within the App. you can set reminders to ensure you stay active throughout the day.

ALARMS & ALERTS From reminder at the bottom of the home screen of the App., you can add additional reminders such as wake up alarms, medication alerts etc.

SLEEP From settings & goals you can set a sleep target. Access your sleep data via today at the bottom of the home screen of the App.

POWER OFF Long press the touch button to turn off your band.

CONNECTING BAND TO MOBILE PHONE

1. Enable Bluetooth on your smartphone.
2. Open Tickers App. on your smartphone, set your profile within settings.
3. Tap connect device within settings.
4. Select Smart Bracelet as shown.
5. Follow the steps, search for TIKKERS device name and connect.
6. Within the notifications section, select the notification types you want your band to receive.

DISCONNECTING YOUR SMART WATCH & PHONE

1. Open the Tickers App. on your smart phone.
2. Tap disconnect device in Settings.
3. Forget your device on your smart phones Bluetooth settings.

Please note your tracker should be within 10 meters of your smartphone to receive full notifications such as messages & calls. Should you connect a childs tracker to your smartphone, the tracker will retain basic functionality (time, steps etc.) whilst out of range, then automatically sync once back in range. We recommend opening the app each morning to synchronise the watch to the phone/tablet before going out of range. Remember you can always turn off notifications in app settings should you not wish the tracker to receive text messages etc.

FIND YOUR PHONE OR SMARTWATCH Once the smartwatch is connected to the App., the find phone feature will be available. Access via sub menu and then more. Long press the touch key and your phone will sound a locator alarm. To find your tracker from your phone, select find device from settings menu.

MORE Long press the touch button to enter the function menu. There is an About, Power Off & Find Your Phone option.

DRINK ALERTS From advanced setting within the App. you can set reminders to ensure you stay hydrated throughout the day.

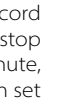
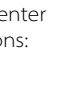
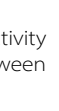
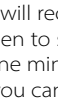
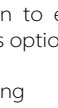
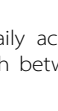
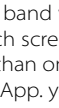

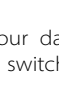
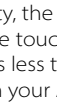
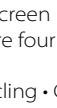
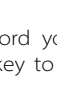
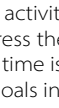
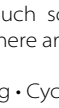
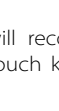
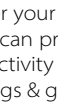
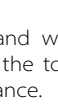
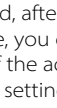
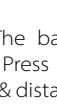
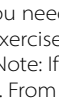
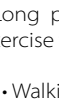
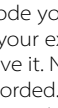
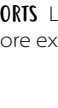
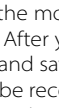



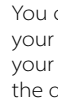


CAMERA CONTROL Once connected to the App., the photo feature will be accessible via settings. By selecting 'take photo', you can take an image on your camera phone by pressing the touch button on your band. The photo will automatically save onto your phone gallery for Android devices, or the option to save/retake on iOS devices.

STEP COUNTER The band will record your daily activity automatically. Press the touch key to switch between steps, calories & distance.

SPORTS Long press the touch screen button to enter more exercise functions. There are four sports options:

- Walking • Running • Cycling • Climbing

You can choose the mode you need, after your activity, the band will record your sports data. After your exercise, you can press the touch screen to stop your movement and save it. Note: If the activity time is less than one minute, the data will not be recorded. From settings & goals in your App. you can set activity goals to work toward.



SPECIFICATIONS

RAM/ROM	32k/512k	Multi-Sport	Hiking, Walking, Running, Cycling	Standby Time	Up to 10 days
LCD Screen Size	0.96" One touch	Battery	Built-in rechargeable lithium battery	Charge Time	2 hours
Bluetooth	BT5.0	Battery Capacity	90mAh	Water Resistant	NO
Call Reminder	Yes	Bluetooth Connected	Up to 4 days	Heart Rate	NO
Notification	Yes			Operating Frequency	2402-2480 Mhz

HOW TO CARE FOR YOUR SMART WATCH

Do not wear your smartwatch whilst applying sprays or creams. Do not allow contact with any corrosive agent e.g. paint, solvents or adhesives, as this may affect the finish of the smartwatch. Your smartwatch is not suitable for swimming or showers. Do not immerse in water. Do not try to replace or disassemble the battery.

STRAP CARE

Environmental conditions can affect the durability of your strap. Please treat it with care and limit exposure to direct heat or sunlight. Keep your watch dry and away from wet surfaces. Do not use chemical cleaners on your strap and avoid contact with cosmetic products, such as fake tan or perfumes. Light soiling can be cleaned using a weak soapy water solution on a barely damp soft cloth. Please be aware light coloured straps i.e. whites, creams and pastel colours, are prone to attract colour transfer from other surface materials and cosmetic substances. Please take care whilst wearing these products as discolouration of straps is not covered within the guarantee.

STEP COUNTER

Smartwatches use multi-axis inertial sensors called accelerometers. These detect wrist movement in order to measure steps. However, some wrist actions whilst standing or sitting can mimic the arm movement of a step and can therefore falsely record steps. The step count recorded each day should be used as a guide only.

ACTIVITY TRACKING

Please note that your Tickers Activity Tracker will reset every day at midnight. Data is stored on the tracker for 7 days. For best results, ensuring activities and a full history are recorded, we recommend you sync your tracker to the App, daily.

GUARANTEE

Quality and style are at the heart of what we do. Tickers certifies this activity tracker is produced using premium materials and is fully tested before leaving our manufacturing centre.

Your timepiece is guaranteed against any defective parts and construction for 12 months from the date of purchase. Your guarantee is only valid if you present your original receipt when returning the item. This guarantee provides you with rights in addition to your consumer statutory rights and therefore does not limit your statutory rights. Please note this guarantee does not cover lenses, bands, straps or bracelets, water penetration or batteries. Additionally, breakages caused by accident or maltreatment are not covered.

All products should be returned to:

PH Services, Precision House, Unit 4, Starley Way, Solihull, B37 7GN.

CONTACT US

If you require any further assistance using your TIKKERS Activity Tracker or our REFLEX ACTIVE App we are here to help!

You can also contact our friendly, UK based customer service team Monday to Friday, 9AM to 5PM on:

 +44 (0) 121 524 1400  tikkers@peershardy.co.uk

There is also lots of information on our website tikkers.co.uk that you may find helpful.

PRIVACY POLICY

Please check www.tikkers.co.uk/pages/privacy to view our privacy policy. Please remember to check for updates periodically.

IMPORTANT SAFETY INFORMATION

IMPORTANT SAFETY INFORMATION & WARNINGS

BEFORE USING THE PRODUCT, PLEASE FAMILIARISE YOURSELF WITH ALL OF THE SAFETY INFORMATION AND INSTRUCTIONS FOR USE!

BATTERY WARNINGS Do not attempt to replace the battery, open the device enclosure or disassemble your TIKKERS product. Doing so can result in a safety hazard • The integrated rechargeable battery cannot be removed or replaced • Substances within TIKKERS smartwatch battery may harm the environment or cause injury if handled or disposed of improperly. In the unlikely event of contact with battery acid, thoroughly flush the affected area with plenty of clean water and seek IMMEDIATE medical attention • When the battery is fully charged disconnect from charger, DO NOT exceed 2 hour charge time.

DEVICE WARNINGS This is a Class A product. In a domestic environment, this product may cause radio interference. In which case the user may be required to take adequate measures • Ensure your smartwatch correctly engages with the charging contacts • Before each use, please check the product for damage, do not use if the product is damaged • This is not a toy, children should not play with this product • Never attempt to open your smartwatch as this may result in harm or injury • Protect the product from strong impacts, vibrations, direct sunlight and dirt • Do not place heavy objects on the product • Do not exert pressure on the product • Avoid strong magnetic fields e.g. loudspeakers • Salt and thermal water can lead to the corrosion of metal parts. Remove the product before using saunas as the temperature difference can cause condensation • Do not operate the product near heat sources e.g. radiators or other devices emitting heat. Do not cover the product during operation or charging • Never use the product on aeroplanes, in hospitals, service rooms, or near medical electronic systems. The wireless signals transmitted could impact the functionality of sensitive electronics • Do not use your TIKKERS product if the display is cracked • Do not expose your TIKKERS product to extremely high or low temperatures • Do not use abrasive cleaners to clean your TIKKERS product • Remove your TIKKERS product immediately if it feels warm or hot • Do not attempt to wear or operate your TIKKERS product whilst charging • Do not charge your TIKKERS product if wet • Do not check notifications or other applications on the products display while driving or in other situations where distractions could be hazardous. Always be aware of your surroundings when using TIKKERS products and services • Ensure your smartwatch is removed at regular intervals for gentle cleaning.

HEALTH WARNINGS TIKKERS smartwatches contain components that emit electromagnetic fields, with some of the models containing a magnetic charging dock, please be aware that these models contain magnets. These electromagnetic fields and magnets may interfere with medical devices, such as pacemakers and implanted defibrillators. Please consult your doctor and medical device manufacturer if you use any medical device before using a TIKKERS smartwatch • Your TIKKERS smartwatch will help calculate distances covered and calories burned during training. Please consult a doctor before starting new exercise regimes • TIKKERS smartwatches contain sensors to track your movement to closely estimate your activity, sleep, calories used etc. These close estimations are not always fully accurate • Some wearers may suffer skin irritation if the smartwatch is worn for prolonged periods, especially if you suffer from sensitive skin or have allergies. If you notice any irritation you should remove your smartwatch. To help prevent any irritation please ensure the smartwatch is removed regularly for cleaning & do not over-tighten on your wrist • We recommend you remove your smartwatch each day for gentle cleaning • In the case of material damage or personal injury caused by incorrect handling or non-compliance with the safety instructions, no liability can be accepted by TIKKERS. If you have any questions or concerns, please contact us, you'll find our contact details on this leaflet.

Tickers products are manufactured by Peers Hardy:

UK - Peers Hardy UK Ltd, Precision House, Starley Way, Birmingham Business Park, Bickenhill Lane, Solihull, B37 7GN.

EU - Peers Hardy UK LTD, C/O Global E-com Experts, Rijnlanderweg 766, Unit H, 2132 NM, Hoofddorp, Netherlands.

To view our declaration of conformity certification, please visit the Tickers

website : <https://www.tikkers.co.uk/pages/declaration-of-conformity-certification>

DISPOSAL OF GOODS The crossed out wheellie bin symbol is to remind you that waste electrical products, batteries and accumulators should not be disposed of in household waste.

If you are unable to reuse or recycle your article it should be disposed of at a civic amenity site or a local authority recycling facility.

• Do not dispose of your TIKKERS product within household waste.

• Disposal of your TIKKERS packaging and product should be done in accordance with local regulations.

