



### Features

- Operates with bells and horns
- Provides 2 supervised isolator outputs
- Signals the fire alarm control panel for a short or open on the suite signals
- Mounts in a 4" square electrical box
- Area on mounting plate for labeling the suite number
- Designed for installations where disconnection of, or damage to an in-suite audible device will not interfere with the ability of system audible devices.

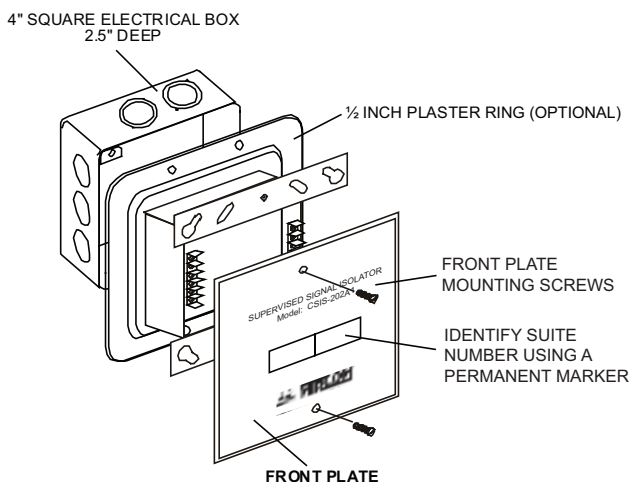
### Electrical Ratings

Signal In:	Regulated 24 FWR/24 VDC
Suite Current:	400 mA MAX per suite
Standby Current:	0.0 A
Alarm Current:	0.1 A

### Description

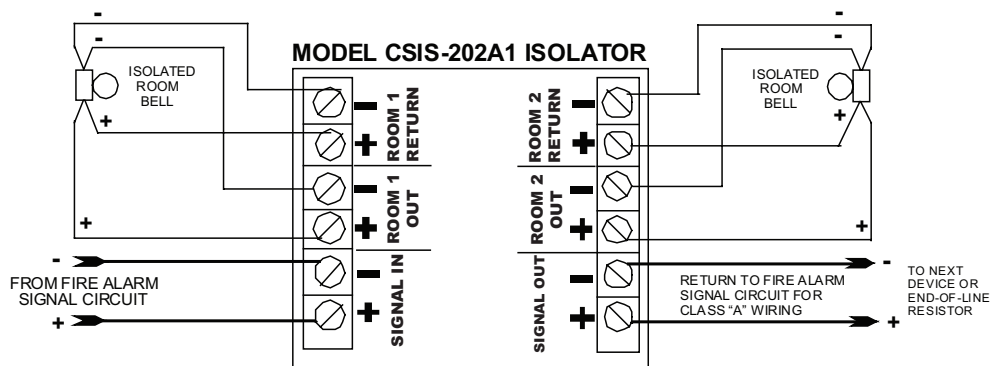
The CSIS-202A1 is a signal isolator which provides two supervised isolator outputs. These isolators remove the bells, horns or strobes which follow it out of the circuit should there be a trouble (short). This feature provides integrity of the signal circuit, that is; should an isolated bell, horn or strobe malfunction, the rest of the bells, horns or strobes will continue to function.


### Mounting Diagram



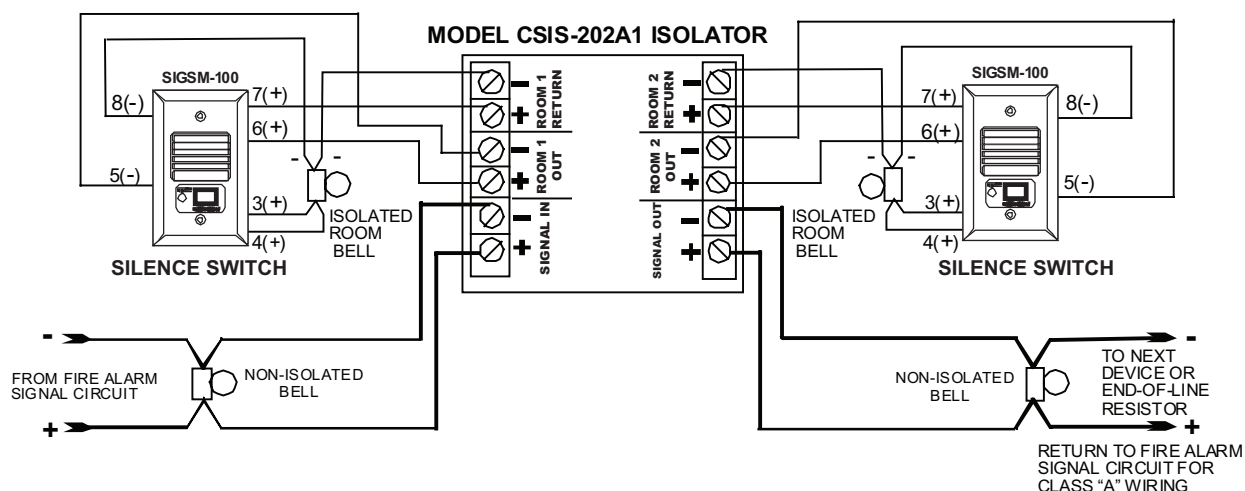
## Typical Wiring Diagrams

### Typical Wiring of the CSIS-202A1 Supervised Signal Isolator Module



 BELLS ARE SHOWN IN THE DRAWINGS, BUT THEY REPRESENT HORNS AND STROBES AS WELL.

### Typical Wiring of the CSIS-202A1 Supervised Signal Isolator Module using SIGSM-100 Silence Switch Module



#### Notes

1. All unused screw terminals must be tightened to prevent shorting to front plate.
2. For proper system operation refer to detailed installation instructions provided with control panel and local installation standards.
3. Wiring supervised by the Fire Alarm Control Panel as per Code.
4. Refer to signal device instruction for wiring gauge information.
5. Subtract 0.1A from the total signal circuit current when using any number of these isolators i.e. 1.7A subtract 0.1A equals 1.6A available for signaling when using isolators.

## Ordering Information

Model	Description
CSIS-202A1	Supervised Signal Isolator Module



**Canada**  
25 Interchange Way  
Vaughan, Ontario L4K 5W3  
Telephone: (905) 660-4655  
Fax: (905) 660-4113

**U.S.A.**  
4575 Witmer Industrial Estates  
Niagara Falls, NY 14305  
Toll Free: (888) 660-4655  
Fax Toll Free: (888) 660-4113



**THIS INFORMATION IS FOR MARKETING PURPOSES ONLY AND NOT INTENDED TO DESCRIBE THE PRODUCTS TECHNICALLY.**

For complete and accurate technical information relating to performance, installation, testing and certification, refer to technical literature. This document contains intellectual property of Mircom. The information is subject to change by Mircom without notice. Mircom does not represent or warrant correctness or completeness.