

UGREEN

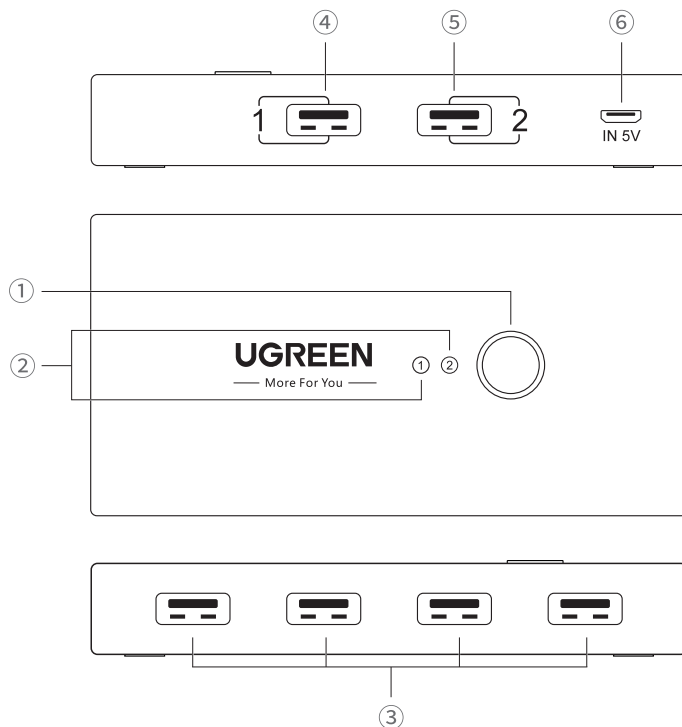
**2 IN 4 OUT USB
SHARINGSWITCH BOX
MANUAL**

Model: US216 | P/N: 30767 30768

Thank you for purchasing the UGREEN products. For optimum operation, please read this manual carefully before use.

Product Details

PID:30767



1. Select Button

2. Input Indicators

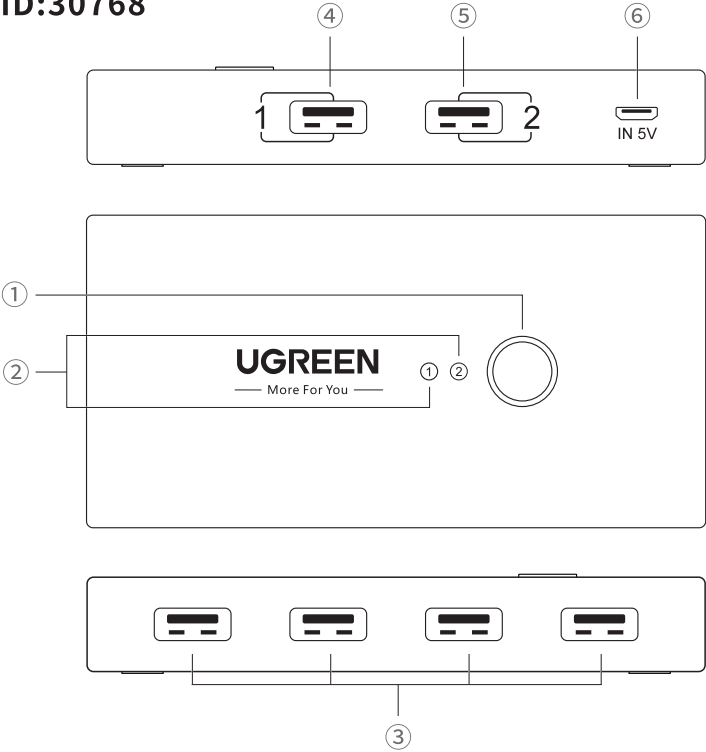
3. USB 2.0 Outputs

4. USB 2.0 Input 1

5. USB 2.0 Input 2

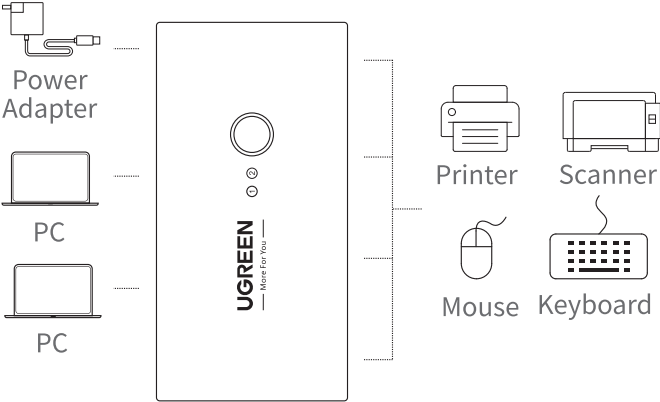
6. Micro USB Power Port

PID:30768



- | | |
|---------------------|-------------------------|
| 1. Select Button | 4. USB 3.0 Input 1 |
| 2. Input Indicators | 5. USB 3.0 Input 2 |
| 3. USB 3.0 Outputs | 6. Micro USB Power Port |

How It Works



1. Connect the first computer to the Input 1 port of this Switch and the second computer to the Input 2 port.
2. Connect your USB devices such as keyboard, mouse, flash drive, portable hard drive, or printer to the output ports.
3. Press the Select button to switch between two computers.

Notes

1. Please power this Switch through Micro USB power port when you connect power hungry devices such as mechanical keyboard, printer or external storage device. (Micro USB cable is not included)
2. Input 1 is default input port. When you first connect the Input 2 port, Input 1 indicator will be on; you need to press the Select button to switch Input 2.

Package Contents

- 1x 2-in 4-out USB Sharing Switch Box
- 2x USB Cables
- 1x User Manual