

XBOX

<http://www.replacementdocs.com>

NTSC

# CRAZY TAXI™

## High Roller



TEEN  
**T**  
CONTENT RATED BY  
ESRB

SEGA



# CRAZY TAXI 3



## Safety Information

### About Photosensitive Seizures

A very small percentage of people may experience a seizure when exposed to certain visual images, including flashing lights or patterns that may appear in video games. Even people who have no history of seizures or epilepsy may have an undiagnosed condition that can cause these "photosensitive epileptic seizures" while watching video games.

These seizures may have a variety of symptoms, including lightheadedness, altered vision, eye or face twitching, jerking or shaking of arms or legs, disorientation, confusion, or momentary loss of awareness. Seizures may also cause loss of consciousness or convulsions that can lead to injury from falling down or striking nearby objects.

The risk of photosensitive epileptic seizures may be reduced by sitting farther from the television screen, using a smaller television screen, playing in a well-lit room, and not playing when you are drowsy or fatigued.

If you or any of your relatives have a history of seizures or epilepsy, consult a doctor before playing.

**Other Important Health and Safety Information** The Xbox Instruction Manual contains important health and safety information that you should read and understand before using this software.

### Avoid Damage to Your Television

**Do not use with certain televisions.** Some televisions, especially front- or rear-projection types, can be damaged if any video games, including Xbox games, are played on them. Static images presented during the normal course of game play may "burn in" to the screen, causing a permanent shadow of the static image to appear at all times, even when video games are not being played. Similar damage may occur from static images created when placing a video game on hold or pause. Consult your television owner's manual to determine if video games can be played safely on your set. If you are unable to find this information in the owner's manual, contact your television dealer or the manufacturer to determine if video games can be played safely on your set.

Unauthorized copying, reverse engineering, transmission, public performance, rental, pay for play, or circumvention of copy protection is strictly prohibited.

Thank you for purchasing Crazy Taxi 3: High Roller. Please note that this software is designed only for use with Xbox. Be sure to read this instruction manual thoroughly before you start playing.



## TABLE OF CONTENTS

Using the Xbox Video Game System .....	2
Using the Xbox Controller .....	3
Controls .....	4
Mode Selection Screen .....	10
Main Game Mode .....	11
Crazy X .....	18
Replay .....	21
Options .....	25
Records .....	26
Cabbies .....	27
Customers .....	39
Credits .....	41
Warranty .....	43

The backup files (System and Replay) of this game can only be saved on Xbox's internal hard disk unit. Never turn off the Xbox console while saving the file. Note also that this game does not support the memory unit (sold separately).





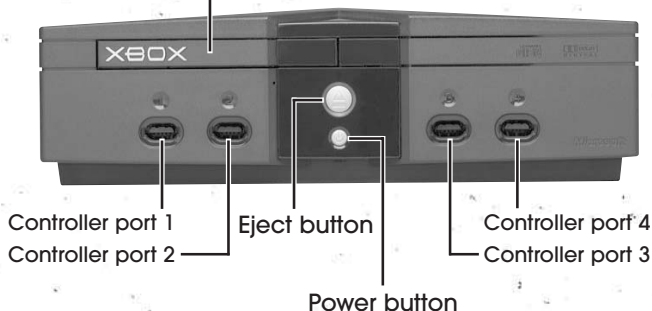
## CRAZY TAXI 3



### Using the Xbox Video Game System

1. Set up your Xbox video game system by following the instructions in the Xbox Instruction Manual.
2. Press the power button and the status indicator light will light up.
3. Press the eject button and the disc tray will open.
4. Place the Crazy Taxi 3 High Roller disc on the disc tray with the label facing up and close the disc tray.
5. Follow the on-screen instructions and refer to this manual for more information about playing Crazy Taxi 3 High Roller.

Disc tray

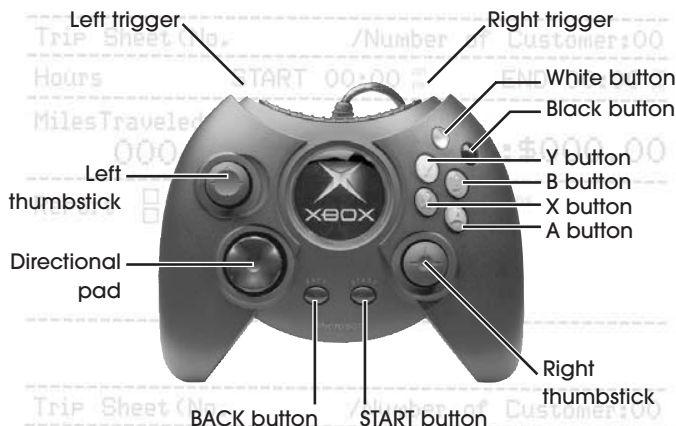


### Avoiding Damage to Discs or the Disc Drive

To avoid damage to discs or the disc drive:

- Insert only Xbox-compatible discs into the disc drive.
- Never use oddly shaped discs, such as star-shaped or heart-shaped discs.
- Do not leave a disc in the Xbox console for extended periods when not in use.
- Do not move the Xbox console while the power is on and a disc is inserted.
- Do not apply labels, stickers, or other foreign objects to discs.

### Using the Xbox Controller



1. Insert the Xbox Controller into any controller port on the front of the Xbox console.
2. Insert any expansion devices (for example, Xbox Memory Units) into controller expansion slots as appropriate.
3. Follow the on-screen instructions and refer to this manual for more information about using Xbox Controller to play Crazy Taxi 3 High Roller.



# CRAZY TAXI 3



## Controls

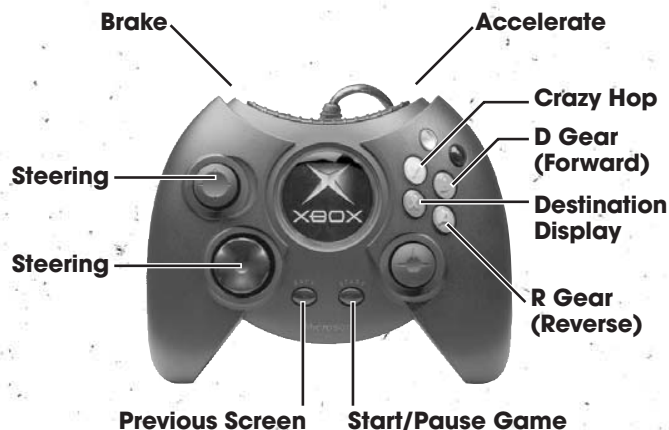
Crazy Taxi 3 High Roller is a 1-player game. Connect the Xbox Controller to Controller port 1 of the Xbox console. When turning on the Xbox, please do not move the Left and Right thumbsticks or the Left and Right triggers as this may disrupt the calibration of the controller and cause malfunctions.

### MENU CONTROLS

Move Cursor	left thumbstick/directional pad
Select	<b>A</b> button
Cancel/ Return to Previous Screen	<b>B</b> button
Change Setting	Left thumbstick/Directional pad ↔ (Left/Right)

### GAME CONTROLS

\*All button assignments shown are default control configuration.



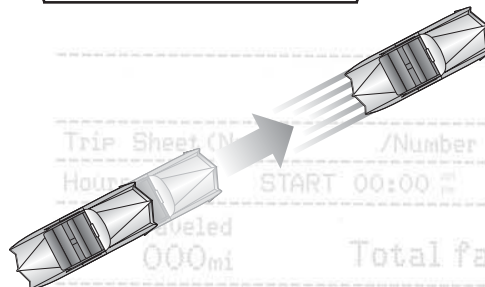
## MANEUVERING

Here are some crazy maneuvers that can be performed by using combinations of steering, accelerating, braking, D/R gears, and Crazy Hop.

### CRAZY DASH - Gain a sudden burst of speed.

#### MANEUVER EXECUTION

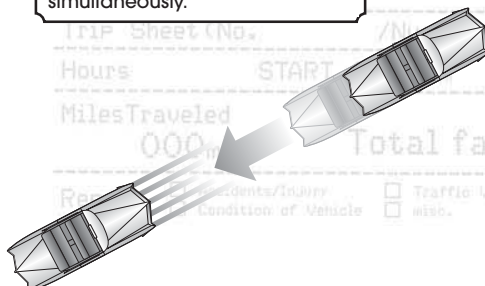
With both the gas and brake released, shift into D gear and step on the gas simultaneously.



### CRAZY BACK DASH - Make a sudden acceleration backwards.

#### MANEUVER EXECUTION

Similar to the Crazy Dash. Shift into R gear and step on the gas simultaneously.







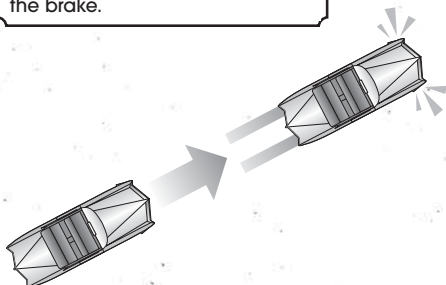
## CRAZY DASH 3



### CRAZY STOP - Make a sudden stop.

#### MANEUVER EXECUTION

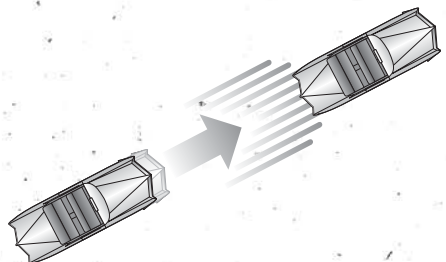
While driving, use the Crazy Back Dash, immediately step on the brake.



### LIMIT CUT - Speed up on the run.

#### MANEUVER EXECUTION

During the Crazy Dash, step off the gas and shift into R gear and use Crazy Dash again.



\* When Limit Cut is executed, a green flame with appear.

Let's make this a little more exciting.

...and thrilling.



### CRAZY HOP - Make your cab hop.

#### MANEUVER EXECUTION

Press the Y button, while driving or while stopped. The faster you are driving the higher you hop.



### CRAZY HOP DASH - Make the cab hop forward.

#### MANEUVER EXECUTION

Do a Crazy Hop during a stop and immediately use the Crazy Dash.



### JUMP STOP - Stop on the landing of a jump.

#### MANEUVER EXECUTION

While driving, use the Crazy Hop. When landing, use the Crazy Stop.



Thanks. Have a nice day!  
Think You'll You trip can be fun!

Everybody says so!

PERSONALITY



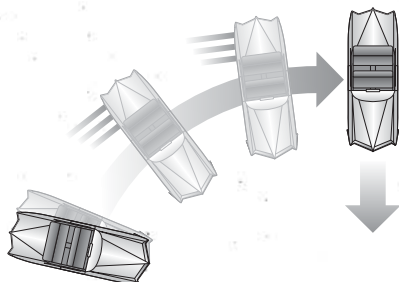
## CRAZY TAXI 3



### CRAZY DRIFT - Drift your cab.

#### MANEUVER EXECUTION

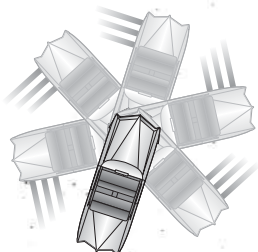
While driving, shift into R gear, immediately shift back into D gear and turn.



### QUICK TURN - Drift your cab during a stop.

#### MANEUVER EXECUTION

Do a Crazy Drift during a stop for a 360 on the spot.



### DRIFT CANCEL - Drift and accelerate.

#### MANEUVER EXECUTION

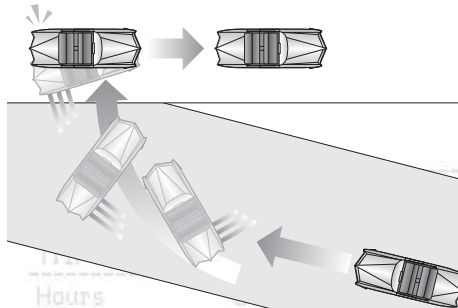
While driving, use the Crazy Drift and while turning use the Crazy Dash.



### DRIFT HOP - Drift your cab and hop.

#### MANEUVER EXECUTION

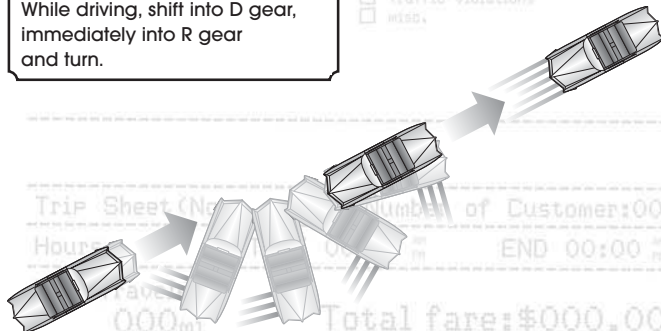
While driving, use the Crazy Drift and immediately use the Crazy Hop.



### CRAZY BACK DRIFT - Drift 180 degrees.

#### MANEUVER EXECUTION

While driving, shift into D gear, immediately into R gear and turn.








## Mode Selection Screen

Press the START button during the Title Screen to access the Mode Selection Screen. Use **↑↓** on the directional pad to select the menu item, and press the **A** button to enter. To return to the Title Screen, either select "EXIT" or press the **B** or BACK buttons.



### WEST COAST P.11

One of the three main game modes.

### GLITTER OASIS P.11

One of the three main game modes.

### SMALL APPLE P.11

One of the three main game modes.

### CRAZY X P.18

Play mini-games to fine-tune your driving skills.

### REPLAY P.21

Record and view replays.

### OPTIONS P.25

Change various game settings.

### RECORDS P.26

View records for each mode.

Let's make this a little more exciting.

...quite thrilling.

## Main Game Mode

The main game consists of three different maps: "WEST COAST", "GLITTER OASIS", and "SMALL APPLE". When one of the map is selected, a Rules Screen will be displayed. Use **↑↓** to highlight a Rule, and press the **A** button to enter. To return to the Mode Select Screen, either select "EXIT" or press the **B** or BACK buttons.



\*All three game modes with the identical menu items.

The following Rules appear for each map:

### PLAY BY NORMAL RULES

You will be awarded a time bonus based on how fast you reach your destinations.

### WORK FOR 3 MINUTES

Play for 3 minutes. Same as PLAY BY NORMAL RULES with no time bonus.

### WORK FOR 5 MINUTES

Play for 5 minutes. Same as PLAY BY NORMAL RULES with no time bonus.

### WORK FOR 10 MINUTES

Play for 10 minutes. Same as PLAY BY NORMAL RULES with no time bonus.

Thanks. Have a nice day!

Think You'll Try Taxi 3?



## GAME DISPLAY

### 1 TIME LIMIT

When the Time Limit turns zero, it is "TIMEUP."

### 2 DIRECTIONAL ARROW

This arrow shows the general direction of the destination.

### 3 TOTAL FARE EARNED

The top figure is the total of all fares earned.

### FARE FOR THE CURRENT CUSTOMER

The bottom figure will appear when you are carrying customers. The figure includes the base fare plus the tip (P.16).

### 4 NAME OF MANEUVERS AND NUMBER OF COMBOS USED



At the destination



While driving with a customer

### 5 DESTINATION & DISTANCE

Press the **X** button while you have customer(s) to display.

### 6 CUSTOMER TIME LIMIT

If this time limit reaches zero, the customer(s) will jump out of the cab.

### 7 GEAR INDICATOR

Shows the gear currently selected.

### 8 RANKING

Shows your current ranking.

### 9 TIME BONUS

Earned game time (P.17),

\* Both displayed only during "PLAY BY NORMAL RULES" mode.

### 10 RATING

Shows your rating (P.17).

## DRIVER SELECTION

Use **←→** to select the driver, and press the **A** button to enter. The driver selection of each of the three main game modes (WEST COAST, GLITTER OASIS, and SMALL APPLE) features different drivers.



## RESULT SCREEN

When the game time expires, the Result Screen will be displayed. If you earn a license above Class (S), the ending sequence will play.



**Customers:** Number of Customers taken to their destinations.

**Total Earned:** Total Fare Earned.

**Class:** Evaluation of your performance. Starting from the highest: **CRAZY - AWESOME - S - A - B - C - D - E - NO LICENSE**

**Ranking:** Displays the rank based on your earnings. If your performance is not among the highest, a message "OUT OF RANKING" will be displayed.

\* Ranking is displayed only with "PLAY BY NORMAL RULES" mode.

\* If you earn a Class better than "NO LICENSE", the game results will be saved automatically to the Xbox internal hard disk unit. Results that are saved can be view from "RECORDS" (P.26).





## GAME FLOW

Repeat the following steps and carry as many customers to their destination within the Time Limit. When the Time Limit expires, it is "TIMEUP."

### 1. Pick Up Customers!

Characters with "\$" or number icons over their heads indicate potential customer(s) for a taxi ride. When you stop your cab within the stop zone (the circular outline that appears around where the customer(s) stands), the customer(s) will get in the cab.



\* While waiting for the customer(s) to get into the cab, the game clock will continue to run.

### 2. Drive to the Destination!

Once the customer(s) gets in the cab, the "Destination and Distance Counter", the "Direction Arrow", and the "Customer Time Limit" will be displayed. Use the arrow as a guide to take customers to their destination before the "Customer Time Limit" expires. The customer(s) may pay you a tip in appreciation of your "Crazy" driving (P.16).



\* Press the White button to toggle the type of Direction Arrows. The green (default) Direction Arrow will point towards the road to take, while the blue Direction Arrow will always point the direction of the destination.

### 3. Drop Off the Customer!

The destination is rimmed by a green wall. Stop the cab within the area, and the customer will exit the cab and pay their fare (P.15).

Please also note that when you are carrying a group, you must take all of the customers to their separate destinations in order to receive the fare.



Let's make this a little more exciting.

...with taxiing.

## CUSTOMERS' MARKS

### CUSTOMERS WITH A "\$" MARK

The color of the customers' mark ("\$" mark) indicates the distance to the destination. The size of the stop zone around the customers will also change according to the color of the customers' mark.



#### DISTANCE TO DESTINATION

NEAR

FAR

RED

ORANGE

YELLOW

GREEN

BLUE

WIDE

NARROW

#### SIZE OF STOP ZONE

### CUSTOMERS WITH A NUMERAL

This number indicates the number of customers in the group. Deliver each customer to their destination with the Customer Time Limit to earn big money. If you fail to deliver all customers, the fare will not be paid.



## FARES

When you pick up customers, a Customer Time Limit will be displayed at the center of the screen. If you successfully deliver the customer before this time runs out, the amount of fare will be added to your total earned fare (see bottom left). If time expires, the customer will jump out of the cab without paying (see bottom right).





## CRAZY TAXI 3



### FARE AND TIPS

The three types of fares that can be earned are as follows:

#### BASE FARE

The base fare is calculated according to the distance of the destination. This appears when you pick up a customer.

#### TIPS (SEE BELOW)

Added to the fare whenever you make a radical maneuver to delight your customers.

#### TIME BONUS FARE

Awarded for time remaining on the Customer Time Limit.

### TIPS AND RADICAL MANEUVERS

While carrying customers, if you make a radical maneuver to the delight of the customer, a tip will be added to the fare. The following are ways to "please" a customer.

\* For group customers, the amount of tip added is multiplied by the number of customers aboard.

### CRAZY JUMP



Use jump ramps or crazy hops to get airborne for a given amount of time.

### CRAZY DRIFT



Drift your cab for a given amount of time.

### CRAZY THROUGH



Weave through traffic or jump over other cars.

### COMBO

If you earn tips in succession without hitting other cars, they will be counted as a combo. The tip rate increases with each trick. Once you hit a car the combo counter will be reset to zero.

Let's make this a little more exciting.

...and thrilling.

### RATING / TIME BONUS

When you reach the destination, you will be awarded with Time Bonus based on the Rating of the trip. The quicker you reach your destination, the better your Rating, therefore the larger the Time Bonus you will receive.

#### SPEEDY

Bonus: +5 sec.

#### NORMAL

Bonus: +2 sec.

#### SLOW

No Time Bonus.

#### BAD

Failed to take your customer to the destination.

\* Time Bonus is awarded only while playing in "PLAY BY NORMAL RULES".

Trip Sheet (No.

/Number of Customers:00

### PAUSE MENU

While playing, press the START button to display the Pause Menu.

Use  $\uparrow \downarrow$  to highlight a menu item, and press the **A** button to select.

\* The Pause Menu will also be displayed during the "CRAZY X" and "REPLAY" modes with the above command.



#### EXIT

Continue the game.

#### RETRY

Restart the game from the beginning.

#### MENU

Return to the Mode Selection Screen.

\* Return to the Crazy X Menu Screen. (Crazy X)

\* Return to the Crazy Drivin' Screen. (REPLAY)

#### VIBRATION

Toggles the Vibration setting (ON/OFF).

Use  $\leftarrow \rightarrow$  to adjust the setting.

Thanks. Have a nice day.

Thank You You trip and driving.

Everybody says so:

PERSONALITY

I WILL NOT VIBRATE





## Crazy X

Improve your driving skills through various mini-games in this mode. Use **↑↓** to highlight "CRAZY X" to display the Crazy X menu. Use **←→↑↓** to highlight a menu item, and press the **A** button to enter. To return to the Mode Selection Screen, either select "EXIT" or press the **B** or BACK buttons.



## CABBIE SELECTION

Use **↑↓** to highlight "CABBIE" to display Cabbie Selection Screen of Crazy X, and use **←→** to select the driver.



## MINI-GAMES

Use **←→↑↓** to select a Mini-Game to play from the Crazy X menu. The rules for the selected Mini-Game will be displayed on the bottom of the screen. Press the **Y** button to view advice for the selected Mini-Game. Press the **A** button to start the game.

First, there are 12 mini-games to choose from. If you clear 2 mini-games next to each other, a new game can be selected.



Complete 2 games  
next to each other...

...and you will have  
a new selection.

\* If you clear a Mini-Game, the game results will be saved automatically to the Xbox internal hard disk unit.



The following Mini-Games are available from the start of Crazy X mode.

### CRAZY JUMP

1-A

#### RULES

Jump over the qualifying distance!



### CRAZY HOME-RUN

1-B

#### RULES

Hit the ball and knock it into the stands!



### CRAZY BALL

1-C

#### RULES

Hit the ball a given number of times and split it open within the time limit!



### CRAZY TORNADO

1-D

#### RULES

Reach the goal within the time limit while avoiding the falling cars!



### CRAZY BALLOONS

1-E

#### RULES

Pop all the balloons within the time limit!



### CRAZY FOOTBALL

1-F

#### RULES

Reach the End Zone within the time limit while avoiding the on-coming cars!





# CRAZY TAXI 3



## CRAZY UFOS

1-G

### RULES

Attack and destroy all the UFOs within the time limit!



## CRAZY RING

1-H

### RULES

Go through the Ring of Fire a given number of times within the time limit!



## CRAZY POLES

1-I

### RULES

Take all the fares to their destination within the time limit!



## CRAZY RAMPS

1-J

### RULES

Land on the platforms and get your fare to the destination within the time limit!



## CRAZY LOGS

1-K

### RULES

Reach the goal within the time limit while avoiding the logs!



## CRAZY PLATES

1-L

### RULES

Reach the goal within the time limit by climbing up the platforms!



Let's make this a little more exciting.

## Replay

Record your gameplay or view replays. Use **↑****↓** to highlight a menu item, and press the **A** button to enter. To return to the Mode Selection Screen, either select "EXIT" or press the **B** or BACK buttons.



## CRAZY DRIVEN'

P.22

Record your gameplay. Perform various tricks to record your best driving.

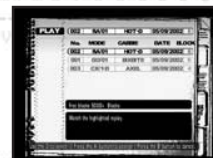
\* Recording time will not be counted while the game is paused.



## PLAY

P.24

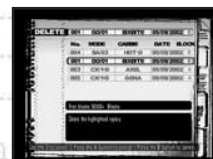
Load and view the selected replay.



## DELETE

P.24

Delete the selected replay.



Let's make this a little more exciting.

Thanks. Have a nice day!

Thank You You have been chosen






# CRAZY TAXI 3



## CRAZY DRIVIN' MENU SCREEN

When "CRAZY DRIVIN'" is selected, the Crazy Drivin' Menu Screen will be displayed. Use

↑↓ to select the menu item, and ←→ to change settings. To return to the Mode Selection Screen, either select "EXIT" or press the B or BACK buttons.



### START POINT

Select the starting point. Use ←→ to select from 5 starting points of "WEST COAST," "GLITTER OASIS," and "SMALL APPLE."

### CABBIE

Used ←→ to select the cabbie.

### TIME

Select the recording time. Use ←→ to select from "3 Minutes," "5 Minutes," and "10 Minutes."

### REC

When all settings are completed, select REC and press the A button.

## SAVING CRAZY DRIVIN'

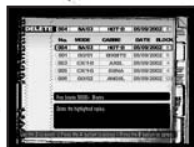
After the recording is completed, a menu will be displayed. Use ↑↓ to highlight a menu item, and press the A button to select.



### Save

Press A button on Save Replay List Screen to save the Crazy Drivin' recording you just completed. When there are not enough blocks available on the internal hard disk unit, use → to display Delete Replay List Screen.

Use ↑↓ to select a replay to be deleted, and you will be asked to confirm your action. Select "YES" to delete, and return to the Save Replay List Screen.



Let's make this a little more exciting.

...more exciting.

### Replay the last run

View the Crazy Drivin' you just completed (see "WATCH REPLY" for controls).

### Return to Menu

Return to the Mode Selection Screen without saving the Crazy Drivin' recording you just completed.

## WATCH REPLAY

You can view the replay of the game you just played. Change the view with the Black, White, A, B, X and Y buttons. Press on the left thumbstick to the game displays of the replay (expect for the File Name bar on the upper left of screen).

You can view the replay from various angles that you won't see during regular gameplay.



By pressing the button indicated, you can view the replay from different angles.

## PAUSE MENU

While viewing the replay, press the START button to display the menu items shown below.

Use ↑↓ to highlight a menu item, and press the A button to select.

### EXIT

Continue the replay.

### RESTART REPLAY

View the replay from the beginning.

### SAVE

Save the replay (P.22).

### MENU

Return to either the Crazy X menu or Crazy Drivin' menu.

Thanks. Have a nice day!

Thank You! You did a great job!




## PLAY

Load the replay data and view. Selecting "PLAY" from the Replay Menu Screen will display the replay list. Use  $\uparrow \downarrow$  to highlight a replay to view, and press the **A** button to enter. To return to the Replay Menu Screen, either select "EXIT" or press the **B** or BACK buttons.

## DELETE

Delete a replay. Select "DELETE" from the Replay Menu Screen, and the replay list will be displayed. Use  $\uparrow \downarrow$  to highlight a replay, and press the **A** button to enter. You will be asked to confirm your action. Select "YES" to delete. To return to the Replay Menu Screen, either select "EXIT" or press the **B** or BACK buttons.

## REPLAY LIST SCREEN



- 1 Displays the number of blocks available in the internal hard disk unit.
- 2 Information on the replay selected (see details below).

Player No.	Cabbie	No. of Blocks
000	WC/01	AXEL
		05/01/2002
		6
	Mode	Date


\* Mode is displayed as below:

Replay of main game modes: **Map initial / Start Point**

Replay of Crazy X: **"CX" / Mini-Game code**

## Options

Adjust various game settings. Use  $\uparrow \downarrow$  to select a menu item, and  $\leftarrow \rightarrow$  to change the setting. To return to the Mode Select Screen, select "EXIT".



### TIME SETTING

Adjust the time limit setting of "PLAY BY NORMAL RULES" for WEST COAST, GLITTER OASIS, and SMALL APPLE mode.

### TIME DIFFICULTY

Adjust the difficulty level of the game time setting for WEST COAST, GLITTER OASIS, and SMALL APPLE.

### TRAFFIC DIFFICULTY

Adjust the difficulty level of the traffic setting for WEST COAST, GLITTER OASIS, and SMALL APPLE.

### VIBRATION

Toggles the Vibration setting (ON/OFF).


### CONTROLLER SETTING

Press the **A** button to display the Controller Settings Screen. Highlight "TYPE" and use  $\leftarrow \rightarrow$  to adjust the button configurations. To return to the Option Screen, select "EXIT".

### SOUND

Press the **A** button to display the Sound Settings Screen.

Use  $\uparrow \downarrow$  to select a menu item. Use  $\leftarrow \rightarrow$  to adjust the background music of WEST COAST / GLITTER OASIS / SMALL APPLE, and the volume of the background music, sound effects, and character voices. To return to the Option Screen, select "EXIT".







## Records

View the top records in each mode. Use **↑↓** to select the mode to view, and **←→** to change the page. To return to the Mode Select Screen, either select "EXIT" or press the **Ⓢ** or BACK buttons.

**WC**

Records for "WEST COAST".

**GO**

Records for "GLITTER OASIS".

**SA**

Records for "SMALL APPLE".

**CX**

Records for "CRAZY X".

PLAY BY NORMAL RULES							
		LICENSE	TOTAL EARNED	CABBIE	DATE		
WC	1	A	4,288.41	GOA	2002-04-28		
GO	1	A	4,288.41	GOA	2002-04-28		
SA	1	A	4,288.41	GOA	2002-04-28		
CX	1	A	4,288.41	GOA	2002-04-28		
EXIT	1	A	4,288.41	GOA	2002-04-28		

<b>LICENSE:</b>	Class earned for the record (displayed when WC/GO/SA is selected).
<b>TOTAL EARNED:</b>	Total fare earned (displayed when WC/GO/SA is selected).
<b>RANKING:</b>	Your rank (displayed when CX is selected).
<b>RECORD:</b>	Mini-Game score (displayed when CX is selected).
<b>CABBIE:</b>	Cabbie used.
<b>DATE:</b>	Date of the record.

## Cabbies

Hours

START 00:00

END 00:00

Miles Traveled

000mi


Tot

# ANGEL

 Sex: **Male** Age: **18**

 Height: **5'7"** Weight: **149.9 lbs**

 Blood Type: **B**

 Number Plate: **602FUN**


Angel is only eighteen. He generally relies on his instincts, which can often get him in trouble because he doesn't think about the consequences of his actions.

His motto in life is "you only live life once, so enjoy it." Whenever he isn't enjoying life, he spends his time thinking about what he can do to enjoy it. This makes him a very positive person, but perhaps also a little too self-focused.

Since he only thinks of enjoying life to the fullest, he does some rather crazy things. His friends may sometimes get a call from him at 3:00am in the morning, asking if they want to go party, or go swim in the ocean.

Despite his crazy antics, Angel's friends find it hard to hate him, because whenever he wants to have fun, he at least always considers his friends.

One of his friends once asked why he worked as a taxi driver. His response was, "It's a fun way to make a

buck. And if I'm not happy, then hey, I'm in a car, so I can go find some fun."

Angel's driving technique is superb, and he truly enjoys the thrill of driving, making his job an essential part of his life.



## BIXBITE

Sex: Male Age: 24

Height: 6'1" Weight: 163.1 lbs

Blood Type: AB

Number Plate: 60500N


Here's a guy who's truly fascinated with speed.

His biggest thrill is trying to see how fast he can go. It's when he's pushing himself and his car to the limit that he feels alive.

Honestly, most people who bump into him think he's quite ordinary. "Hey, that guy seems a bit unfriendly," or "that guy seems to have a lot on his mind" is the impression people get when they try to strike a conversation with him. In truth, he's just storing up his energy for the next speed thrill.

Although he's a taxi driver, Bixbite once had the opportunity to go into racing. When he was 20 years old, he had 10 sponsors trying to scout him due to his insane skills. He realized then, that he could be successful, but that it would cost him his privacy. He often debated whether or not he should go into racing until one day, his circuit buddies talked about 'Crazy Drivin' in the West Coast.

That's when Bixbite decided to become a taxi driver. The thrill of pushing the limit, being able to do things you couldn't on the race track, and making money. Now that was exciting!



Let's make this a little more exciting.

...quite exciting.



## Mrs. VENUS

Sex: Female Age: 48

Height: 5'4" Weight: 205 lbs

Blood Type: O

Number Plate: 4750NS



Mrs. Venus is a funky mother who supports seven kids and a husband.

To say that Mrs. Venus is cheerful is an understatement. She loves being happy, and loves making other people happy. She's the breadwinner of the family, and the only thing that she loves as much as her family is her job.

Her job as a taxi driver allows her to meet all sorts of people. She feels that it is her job to not only get people to their destination, but to make them feel good about themselves. There doesn't seem to be anyone who gets in depressed, who doesn't feel at least a little better once they've been with Mrs. Venus.

Her love of driving came from her father, who was a stunt driver. It was because of him that she acquired her mad driving skills. Her favorite quote is, "It's my destiny to become the best taxi driver, and to do that, I need make everyone happy."

We think there's no one better suited to making everyone happy than Mrs. Venus.

Thanks. Have a nice day!

Everybody says so!

PERSONALITY

Thank You! You're a great person!





## ZAX

Sex: **Male** Age: **36**  
 Height: **6'3"** Weight: **315.3 lbs**  
 Blood Type: **B**  
 Number Plate: **260MAD**

Zax radiates an aura of toughness that he wears with pride. His only love in life is his car. Along with his rough demeanor is an attitude that he never makes any mistakes, and that he's always right. If you tell him that he's wrong, he'll probably get in your face.

He loves driving his vehicle 24 hours a day, and that's the reason why he works as a taxi driver. He maintains his car by himself and he is actually renowned for his hydraulic techniques. Lots of guys have visited him in hopes of learning from him, but he usually gets impatient and kicks them out before they learn anything.

Only once in his life has Zax actually been kind. When an elderly man who poured out his heart to him asked to learn his technique in hydraulics, he consented. That was the first and last time he ever taught anyone his prized technique.



Let's make this a little more exciting.


...little exciting.



## AXEL

Sex: **Male** Age: **21**  
 Height: **6'0"** Weight: **158.7 lbs**  
 Blood Type: **B**  
 Number Plate: **1NOM155**

Trip Sheet (No. \_\_\_\_\_ / Number \_\_\_\_\_)  
 Hours \_\_\_\_\_ START 00:00  
 Miles Traveled \_\_\_\_\_ Total fare: \$ \_\_\_\_\_  
 Report \_\_\_\_\_  
☐ Accidents/Injury ☐ Traffic Violations  
☐ Condition of Vehicle ☐ misc.



A footloose, fancy-free kinda guy, there's nothing that can stop Axel when he gets mad.

When he was ten years old, he experienced his first taxi ride. The driver came in full throttle before braking right in front of him. After he hopped in the taxi, it did a jack rabbit start and kept burning rubber, even when it wasn't on the road. After the taxi had jumped from the top of a trailer, it took a few minutes for him to realize that he'd arrived at his destination. After he was dropped off, the taxi took off immediately, but Axel was still in awe. It was at that moment that he realized that being a caddy was cool! Now he drives a 1960 model cruise-mobile and entertains his passengers as a taxi driver.

When he isn't driving, he likes to go surfing, snow boarding, playing in a band as a bassist and vocal backup as well as girl hunting. Due to his explosive nature, bands usually kick him out, and girls dump him.

Still, he is refreshingly frank, and he's generally a cheerful kind of guy. The only problem is that he enjoys picking a fight without any reasons.

Think You'll Ever Find a Girl Like This?




## B.D. JOE

Sex: **Male** Age: **25**

Height: **5'9"** Weight: **149.9 lbs**

Blood Type: **O**

Number Plate: **2HOP260**



A born performer, and cheery kind of guy, that's B.D. Joe.

As a cabby, he "entertains people in his own way." He loves to entertain his passengers with both this driving and narrative skills. Besides being a talented taxi driver, he's a great street performer. Just give him a garbage can lid and an oil drum, and he can create great rhythms. He's often asked why he doesn't perform professionally. He usually just laughs off the compliments and says "making people smile is reward enough for me, and 'sides, cabbaging is too much fun to give up!"

Recently he's been seen trying to learn card tricks.

Let's make this a little more exciting.

...quite thrilling.

## GENA

Sex: **Female** Age: **23**

Height: **5'7"** Weight: **114.6 lbs**

Blood Type: **AB**

Number Plate: **5EXY515**

The words "cool" and "sexy" describe Gena to a "T." A born car lover, she just loves to cruise around in a car all day. She really doesn't care if her passengers enjoy her driving or not. She loves going fast, and shows great talent. When asked why she doesn't try racing, she replied, "I love the unexpected. You can't get that with racing. But you can get the unexpected when you're in my profession."

When Gena isn't driving her car, she's working on it. In fact, she spends nearly all her time and money performing extensive tune-ups. While many men have tried to pursue her, she feels she doesn't have time for them, and leaves them in the dust.



/Number of Customer:00  
START 00:00 # END 00:00 #  
Total fare:\$000.00  
Report ☐ Accidents/Injury ☐ Condition of Vehicle ☐

Think You You like him





# Gus

Sex: Male Age: 42


Height: 5'8" Weight: 187.3 lbs

Blood Type: B

Number Plate: ONLY777

The originator of the "Crazy" taxi style, he maintains a cool composure.

In his youth, Gus was a wild and uncontrollable hooligan, selfish to a fault. He hated to lose and always had to be #1 at any cost. With a strong fascination for all things new, Gus was naturally drawn to unique trends. It was when he was riding in a normal taxi that he had a flash of inspiration and bought an old junked out 1955 jalopy. And thus began the crazy taxi trend. Recently, Gus can be found playing cards. When the work day ends, he meets with his poker buddies (whose members change nightly) to play poker, blackjack, and baccarat. One nice thing that Gus took from gambling was learning that he didn't have to always win. In this respect, Gus had become a better person.



Let's make this a little more exciting.

...quite thrilling.



# SLASH

Sex: Male Age: 25

Height: 5'8" Weight: 152.1 lbs

Blood Type: AB

Number Plate: 1N01

Trip Sheet (No. /Num

Hours

START 00:00


Miles Traveled

0mi

Total fare: \$

Accidents/Injury

Traffic Violations



He has a bilateral character who is nihilistically cool and mad. That's Slash. He's usually cool. Someone who doesn't know him well may say that, "He is just a rude young man." However the guy who knows him well says that, "He is always kind and takes care of his friends so he is considered a leader." That sounds like he is always with his friends, however the fact is that they are afraid of him because he can easily get out of control. Nobody can stop him when he is mad. Everyone around him becomes an enemy, and anyone who approaches him when he is angry must either be a brave soul or a complete idiot. Most people in town know that he will do a really good job and make the passengers feeling great with his Crazy driving if nobody gets on his nerves, therefore he is one of the most popular Crazy drivers in town. In spite of his character, many people are taking his Taxi because of his first class driving technique. You want to know why he became a Taxi driver, don't you? Nobody has the guts to ask him about it. Many people guess that he became a taxi driver on a mere whim.



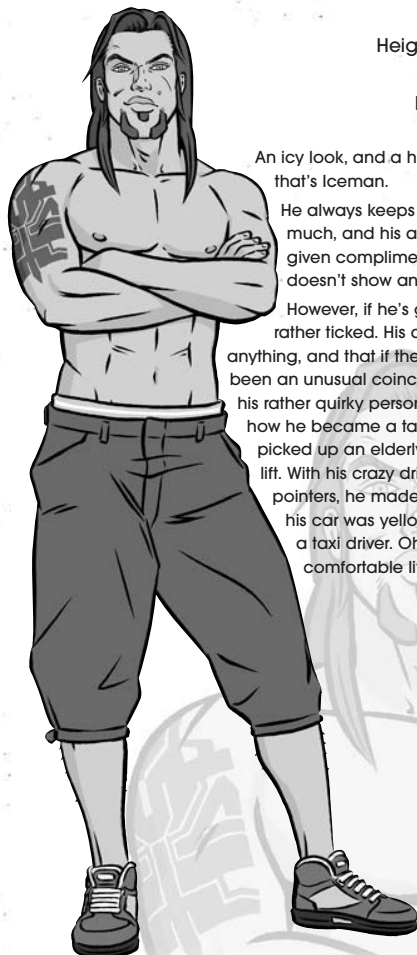
## ICEMAN

Sex: Male Age: 28

Height: 6'1" Weight: 183 lbs

Blood Type: B

Number Plate: 1A01



An icy look, and a hint of madness, that's Iceman.

He always keeps things curt. He doesn't talk much, and his answers are brief, even when given compliments. It just seems like he doesn't show any interest in anything.

However, if he's given a complaint, he gets rather ticked. His attitude is that he can do anything, and that if there's a mistake, it must have been an unusual coincidence that caused it. Given his rather quirky personality, it's hard to imagine how he became a taxi driver. It all started when he picked up an elderly hitchhiker and gave him a lift. With his crazy driving and the hitchhikers pointers, he made an impression. The next day, his car was yellow. And that's how he became a taxi driver. Oh, and he lives a fairly comfortable life with his pet dog BB (Boxer).

Let's make this a little more exciting.

...talking.




## CINNAMON

Sex: Female Age: 18

Height: 5'5" Weight: 114.6 lbs

Blood Type: O

Number Plate: 4U21



A sharp dresser and optimistic person, that's Cinnamon.

She believes in positive thinking and is a veritable optimist. The only problem with this is that her positive thinking isn't always a good thing. For example, if she gets into a bad situation, instead of thinking about how to improve for the future, she just thinks that she was fine, and that it was the fault of others that caused the problem, not herself, when it possibly could have been.

She's also very forgetful, which makes her seem a little dim-witted. But because of her honest and serious attitude, her friends are always there for her.

She gets very happy when she gets compliments. Earning praise is her "joy in life." The reason she chose this job was to meet people and entertain them. She pushes her driving skills to the limit to do so, but sometimes that winds her up into a lot of trouble.

Thanks. Have a nice day!

Anybody says so!

PERSONALITY

Think You'll You like him?






## HOT-D

Sex: **Male** Age: **78**  
Height: **5'4"** Weight: **105.8lbs**  
Blood Type: **B**  
Number Plate: **2G01**

The ultimate optimist, he's extremely healthy for his age. That's HOT-D.

His number one priority is earning money. His second priority is getting a thrill. It was a easy decision for him to choose this job. Before, he was a stunt driver. When he was in West Coast for a stunt shooting, he saw the technique of a taxi driver. It impressed him, so he took a ride to his hotel. It was during this ride that he got the idea of being able to earn lots of money if he took the crazy drivin' idea to the east. When he arrived back to his hometown, he immediately painted his cruisemobile. He thought the drivers from the West lacked lip services, so he went out of his way to entertain his passengers. Often times though, he focuses too much on lip service and not enough on his driving services. Still, he thinks lip service is important because, even if he screws up driving, using lip service, he might still turn a tip.




Let's make this a little more exciting.

...talking.

## Customers

Let's meet a few of the many customers you'll find throughout the city awaiting crazy taxi ride.

### BASEBALL PLAYERS



"Pioz" are a team that is frequently fighting for the last place in their league. But the fans of the city love their enthusiastic play.

### BODY BUILDERS



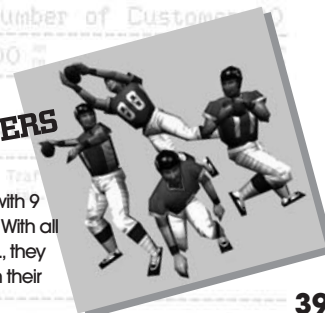
Asleep or awake, it is body building for life. As usual, they are totally absorbed practicing the pose in front of the show window.

### MARCHING BAND



As long as they remember, they have been captivated by the rhythm of the march. When they hear about a parade, they will be there no matter where it may be.

### FOOTBALL PLAYERS



"Fangs" are a popular team with 9 championships in their hand. With all the cheers from the city of S.A., they are out to make a repeat with their 10th championship.



## MASCOTS (BIRD)

Mascots of the basketball team, "Condors." From their innovative performances, despite the sluggish team, they're very popular with the crowd.



## KARATE MASTERS



The contrast between their fierce moves and their strict manner is striking. They are deeply grounded with the Karate mentality of "begin with a bow, end with a bow."

## ORCHESTRA

They have fans around the globe so they are busy all year jumping to places. They are currently performing in Glitter Oasis.



## BOXERS



They originally just wanted to get in shape, but now they are the big hope who are about to enter the level of the world rankings. They are most definitely aiming to be on the top.

## ROCKET DANCERS

With their graceful dance without a leg being out of position, these dancers who constantly receives standing oblations are the admired by fans around the globe.



Let's make this a little more exciting.

Little exciting.

## Credits

Bad Religion

"Punk Rock Song"

(Greg Graffin)

© 1996 Warner-Tamerlane Publishing Corp. (BMI) & Polypterus Music (BMI)

Administered on behalf of Polypterus Music (BMI) Administered by Warner-Tamerlane Publishing Corp. (BMI) All rights Reserved. USED BY PERMISSION

courtesy of Sony Music Entertainment by arrangement with Sony Music Licensing (P) 1996 Atlantic Recording Corp. Produced under License From Atlantic Recording Corp. By Arrangement with Warner Special Products

"Empty Causes"

(Greg Graffin)

© 1996 Warner-Tamerlane Publishing Corp. (BMI) & Polypterus Music (BMI)

Administered on behalf of Polypterus Music (BMI) Administered by Warner-Tamerlane Publishing Corp. (BMI) All rights Reserved. USED BY PERMISSION

courtesy of Sony Music Entertainment by arrangement with Sony Music Licensing (P) 1996 Atlantic Recording Corp. Produced under License From Atlantic Recording Corp. By Arrangement with Warner Special Products

"Hear It"

(Greg Graffin)

© 1996 Warner-Tamerlane Publishing Corp. (BMI) & Polypterus Music (BMI)

Administered on behalf of Polypterus Music (BMI) Administered by Warner-Tamerlane Publishing Corp. (BMI) All rights Reserved. USED BY PERMISSION

courtesy of Sony Music Entertainment by arrangement with Sony Music Licensing (P) 1998 Atlantic Recording Corp. Produced under License From Atlantic Recording Corp. By Arrangement with Warner Special Products

"Inner Logic"

(Greg Graffin)

© 1996 Warner-Tamerlane Publishing Corp. (BMI) & Polypterus Music (BMI)

Administered on behalf of Polypterus Music (BMI) Administered by Warner-Tamerlane Publishing Corp. (BMI) All rights Reserved. USED BY PERMISSION

courtesy of Sony Music Entertainment by arrangement with Sony Music Licensing (P) 1994 Atlantic Recording Corp. Produced under License From Atlantic Recording Corp. By Arrangement with Warner Special Products

"Ten in Twenty Ten"

(Greg Graffin)

© 1996 Warner-Tamerlane Publishing Corp. (BMI) & Polypterus Music (BMI)

Administered on behalf of Polypterus Music

(BMI) Administered by Warner-Tamerlane Publishing Corp. (BMI) All rights Reserved. USED BY PERMISSION courtesy of Sony Music Entertainment by arrangement with Sony Music Licensing (P) 1996 Atlantic Recording Corp. Produced under License From Atlantic Recording Corp. By Arrangement with Warner Special Products

The Offspring

"Special Delivery"

performed and Written by The Offspring Underachiever Music (BMI) Courtesy of Columbia Records By arrangement with Sony Music Licensing

"All I Want"

performed and Written by The Offspring Underachiever Music (BMI) Courtesy of Columbia Records By arrangement with Sony Music Licensing

"Want you Bad"

performed and Written by The Offspring Underachiever Music (BMI) Courtesy of Columbia Records By arrangement with Sony Music Licensing

"No Brakes"

performed and Written by The Offspring Underachiever Music (BMI) Courtesy of Columbia Records By arrangement with Sony Music Licensing

Methods of Mayhem

"Who The Hell Cares"

by Tim Murray, Tommy Lee and Calvin Broadus (c) 1999 EMI APRIL MUSIC, INC., MR. UNSUNG OTHASHITZ INC., METHODS OF MAYHEM MUSIC and MY OWN CHIT MUSIC

All rights for MR. UNSUNG OTHASHITZ INC. and METHODS OF MAYHEM MUSIC controlled and administered by EMI APRIL MUSIC, INC. (ASCAP) All rights for MY OWN CHIT MUSIC controlled and administered by EMI BLACKWOOD MUSIC, INC. (BMI) All Rights Reserved. International Copyright Secured. Used by Permission. Methods of Mayhem appears courtesy of MCA Records

"Crash"

by Tommy Lee (c) 1999 EMI APRIL MUSIC, INC. and METHODS OF MAYHEM MUSIC. All rights for METHODS OF MAYHEM MUSIC controlled and administered by EMI APRIL MUSIC, INC. (ASCAP) All Rights Reserved. International Copyright Secured. Used by Permission. Methods of Mayhem appears courtesy of MCA Records





# CRAZY TAXI 3



Brian Setzer '68 Comeback Special

"Ignition"  
Written by Brian Setzer  
Performed by Brian Setzer '68 Comeback  
Special  
Under license from Surfdog Records

"hot rod girl"  
Words and Music by Michael Himelstein and  
Brian Setzer

Copyright © 2001 DreamWorks Songs  
(ASCAP)/Avodah Music (ASCAP) / Setzer Songs  
(BMI) Worldwide rights for DreamWorks Songs  
and Avodah Music administered by  
Cherry Lane Music Publishing Company, Inc.  
(ASCAP)

All Rights Reserved By Permission

Citizen Bird

"BOOM BOOM BOOGIE"  
Words and Music by Jukka Rintamaki, Aneait  
Yougo, Jon Olmeskog, Andreas Nilsson & Simon  
Ohlsen © Universal-Polygram International  
Publishing, INC. on behalf of SWEDEN MUSIC  
AB/ASCAP 100%. (c) 1997, Music Network  
Records Group AB, under exclusive license in  
North America to Stinky Records, a division of  
StinkyCo., Inc.

"King of the Line"  
Words and Music by Jukka Rintamaki, Aneait  
Yougo, Jon Olmeskog, Andreas Nilsson & Simon  
Ohlsen © Universal-Polygram International  
Publishing, INC. on behalf of SWEDEN MUSIC  
AB/ASCAP 100%. (c) 1997, Music Network  
Records Group AB, under exclusive license in  
North America to Stinky Records, a division of  
StinkyCo., Inc.

"RAW POWER ANGEL"  
Words and Music by Jukka Rintamaki, Aneait  
Yougo, Jon Olmeskog, Andreas Nilsson & Simon  
Ohlsen © Universal-Polygram International  
Publishing, INC. on behalf of SWEDEN MUSIC  
AB/ASCAP 100%. (c) 1997, Music Network  
Records Group AB, under exclusive license in  
North America to Stinky Records, a division of  
StinkyCo., Inc.

All storefront likenesses and logos are  
trademarked properties of their respec-  
tive companies, © 2002.

## SEGA OF AMERICA

**VP of Product Development**  
Jin Shimazaki

**Localization Manager**  
Osamu Shibamiya

**Localization Producer**  
Jason Kuo

**Lead Tester**  
Shawn Dobbins

**Senior Tester**  
Walter Kim

**Testers**  
Tyson McCann  
Adam Zehring  
Mike Pierre

**Vice President - Entertainment Marketing**  
Mike Fischer

**Product Managers**  
Noah Musler  
Rich Briggs

**Public Relations Manager**  
Kirsten Merit

**Public Relations Specialist**  
Bryce Baer

**Senior Advertising Manager**  
Caroline McNeil

**Advertising Specialist**  
Teri Higgins

**Senior Strategic Relations Manager**  
Roxana Hui

**Creative Services**  
Bob Schonfisch-Director  
Erica Forte-Project Manager  
Vicki Morawietz-Graphic Artist

## Manual Production (SOJ)

**Supervisor**  
Sakuta Yoshihiro

**Designers**  
Satoru Ishigami  
Takashi Nishimura

**Writer/Editor**  
Tetsuya Honda

**Special Thanks**  
Sandy Castagnola  
Shinobu Shindo  
Satoshi Horie

See the in-game credits for the complete  
list of the original development staff of  
Crazy Taxi 3 High Roller.

## Notes

Trip Sheet (No. /Number of Customers:00

Hours START 00:00 END 00:00

MilesTraveled Total fare:\$000.00

000mi

Report ☐ Accidents/Injury ☐ Traffic Violations  
☐ Condition of Vehicle ☐ misc.

Trip Sheet (No. /Number of Customers:00

Hours START 00:00 END 00:00

MilesTraveled Total fare:\$000.00

000mi

Report ☐ Accidents/Injury ☐ Traffic Violations  
☐ Condition of Vehicle ☐ misc.

Trip Sheet (No. /Number of Customer:00

Hours START 00:00 END 00:00

MilesTraveled Total fare:\$000.00

000mi

Report ☐ Accidents/Injury ☐ Traffic Violations  
☐ Condition of Vehicle ☐ misc.



CRAZY TAXI 3



## Notes

Let's make this a little more exciting.

...it's thrilling.

## Warranty

Hours START 00:00 END 00:00

Miles Traveled 000mi Total fare:\$000.00

**\*THIS LIMITED WARRANTY IS VALID FOR SEGA PRODUCTS FOR PLAY ON THE XBOX™ VIDEO GAME SYSTEM MANUFACTURED FOR SALE IN AND PURCHASED AND OPERATED IN THE UNITED STATES AND CANADA, ONLY!**

Sega of America, Inc. warrants to the original consumer purchaser that the Xbox product shall be free from defects in material and workmanship for a period of 90-days from the date of purchase. If a defect covered by this limited warranty occurs during this 90-day warranty period, the defective Xbox product or component will be replaced free of charge. This limited warranty does not apply if the defects have been caused by negligence, accident, unreasonable use, modification, tampering or any other causes not related to defective materials or workmanship. Please retain the original or a photocopy of your dated sales receipt to establish the date of purchase for in-warranty replacement. For replacement, return the product, with its original packaging and receipt, to the retailer from which the software was originally purchased. In the event that you cannot obtain a replacement from the retailer, please contact Sega to obtain support.

### Obtaining technical support/service

To receive additional support, including troubleshooting assistance, please contact Sega at:

- web site ..... <http://www.sega.com>
- e-mail ..... [support@sega.com](mailto:support@sega.com)
- telephone ..... 1-716-650-6703

### LIMITATIONS ON WARRANTY

ANY APPLICABLE IMPLIED WARRANTIES, INCLUDING WARRANTIES OF MERCHANTABILITY AND FITNESS FOR A PARTICULAR PURPOSE, ARE HEREBY LIMITED TO 90-DAYS FROM THE DATE OF PURCHASE AND ARE SUBJECT TO THE CONDITIONS SET FORTH HEREIN. IN NO EVENT SHALL SEGA OF AMERICA, INC. BE LIABLE FOR CONSEQUENTIAL OR INCIDENTAL DAMAGES RESULTING FROM THE BREACH OF ANY EXPRESS OR IMPLIED WARRANTIES. THE PROVISIONS OF THIS LIMITED WARRANTY ARE VALID IN THE UNITED STATES ONLY. SOME STATES DO NOT ALLOW LIMITATIONS ON HOW LONG AN IMPLIED WARRANTY LASTS, OR EXCLUSION OF CONSEQUENTIAL OR INCIDENTAL DAMAGES, SO THE ABOVE LIMITATION OR EXCLUSION MAY NOT APPLY TO YOU. THIS WARRANTY PROVIDES YOU WITH SPECIFIC LEGAL RIGHTS. YOU MAY HAVE OTHER RIGHTS WHICH VARY FROM STATE TO STATE.

Sega is registered in the U.S. Patent and Trademark Office. Sega, the Sega logo, Crazy Taxi, and Crazy Taxi 3 High Roller are either registered trademarks or trademarks of Sega Corporation or its affiliates. Original Game © SEGA. © Hitmaker/SEGA, 2002. All Rights Reserved. [www.sega.com](http://www.sega.com). This game is licensed for use with Xbox only. Copying and/or transmission of this game is strictly prohibited. Unauthorized rental or public performance of this game is a violation of applicable laws. Sega of America Dreamcast, P.O. Box 7639, San Francisco, CA 94120. All Rights Reserved. [www.sega.com](http://www.sega.com). Programmed in the USA. Made and printed in the USA.

Microsoft, Xbox, and the Xbox logos are either registered trademarks or trademarks of Microsoft Corporation in the United States and/or other countries and are used under license from Microsoft.

Report ☐ Condition of Vehicle ☐ misc.

Thank You! You tried it and...

Thanks. Have a nice day!

Everybody says so: