front side
正面

# HAVIT

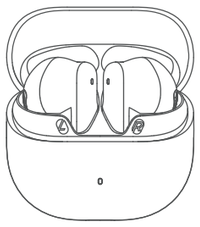

## LIFE 04T
## USER MANUAL

Manual de usuario | Manuel de l'utilisateur | Manual do Usuário | Руководство пользователя | Kullanıcı Kılavuzu | 用户手册

## PACKAGE CONTENT

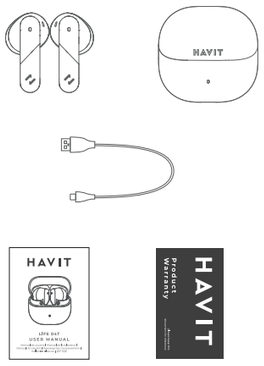




## FIRST TIME USE

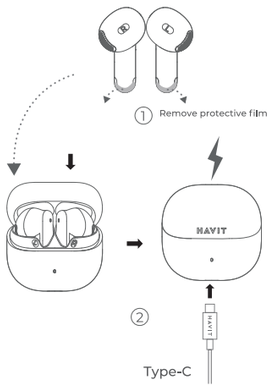




## WEARING

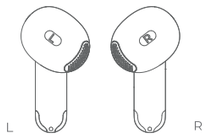


*Adjust the earbuds to the correct angle for optimal comfort

## CHARGING

EARBUDS CHARGING

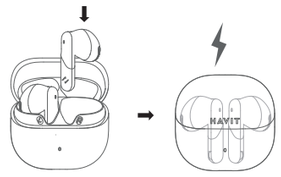


CASE CHARGING

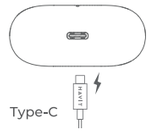




## POWER ON & CONNECT

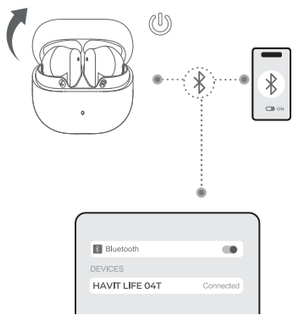


*Note: The earbuds are automatically connected to the last paired device when the case is open.



## POWER OFF

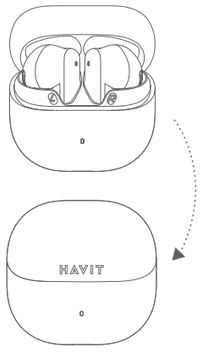


*Touch and hold (L/R) for 3 seconds to manually power the device on/off



## RESET

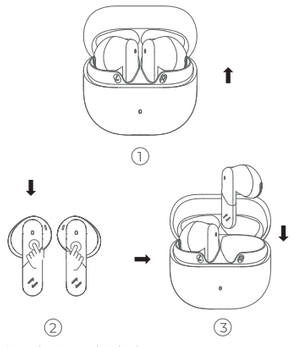


1. Open the case and earbuds.
2. Take out earbuds and click both 5 times , orange led flashes 5 times .
3. Put both earbuds back and close the lid . Reset is done . After 2S open the case to do the connection again.



## EN TOUCH CONTROL

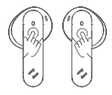


| | |
|---|---|
| Play/Pause | Tap twice (L/R) |
| Previous song | Touch & hold for 1 second (L) |
| Next song | Touch & hold for 1 second (R) |
| Answer/End a call | Tap twice (L/R) |
| Reject the call | Touch & hold for 1 second (L/R) |
| Switch Game mode/ Music mode | Tap 3 times (R) |
| Turn on/off voice assistant | Tap 3 times (L) |



## EN SAFETY TIPS

1. Don't expose the earbuds to liquids, moisture or humidity as they have electronics and battery inside.

2. Don't disassemble your earbuds. There are no user serviceable parts inside it.

3. Don't drop the earbuds and keep them away from sharp objects such as keys in your pockets.

4. Clean earbuds tips, metal contact surface of earbuds and case with alcohol cloth regularly to ensure there is no dust accumulation and keep good quality sound experience.

5. Charge your earbuds below 5V/1A charger.

6. Don't expose the earbuds to extremely high or low temperature as this may damage the battery or even deform the plastic parts.

7.Listen to the music at high volume is harmful to your ears.

8. Don't throw the earbuds in a fire to dispose it otherwise inside battery may explore.



## ES CONTROLES

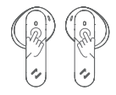


| | |
|---|---|
| Reproducir/Pausar | Toca dos veces (L/R) |
| Canción anterior | Mantenga pulsado durante 1 segundo (L) |
| Canción siguiente | Mantenga pulsado durante 1 segundo (R) |
| Responder/ Finalizar la llamada | Toca dos veces (L/R) |
| Rechazar la llamada | Mantenga pulsado durante 1 segundo (L/R) |
| Modo juego/ modo música | Toca tres veces (R) |
| Activar / Desactivar Asistente de Voz | Toca tres veces (L) |



## ES CONSEJOS DE SEGURIDAD

1. No exponga los auriculares a líquidos, humedad o ambientes húmedos ya que tienen electrónica y batería en su interior.

2. No desmonte sus auriculares. No hay partes reparables por el usuario en su interior.

3. No deje caer los auriculares y manténgalos alejados de objetos afilados como llaves en sus bolsillos.

4. Limpie regularmente las puntas de los auriculares, la superficie metálica de contacto de los auriculares y la caja con un paño con alcohol para asegurarse de que no haya acumulación de polvo y mantener una buena calidad de experiencia sonora.

5. Cargue sus auriculares con un cargador inferior a 5V/1A.

6. No exponga los auriculares a temperaturas extremadamente altas o bajas ya que esto puede dañar la batería o incluso deformar las partes plásticas.

7. Escuchar música a un volumen alto es perjudicial para sus oídos.

8. No arroje los auriculares al fuego para desecharlos; de lo contrario, la batería interna podría explotar.



back side
反面

## FR CONTRÔLE

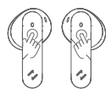


| | |
|---|---|
| Lecture/Pause | Appuyez deux fois (L/R) |
| Chanson précédente | Touchez et maintenez pendant 1 seconde (L) |
| Chanson suivante | Touchez et maintenez pendant 1 seconde (R) |
| Répondre/ Terminer un appel | Appuyez deux fois (L/R) |
| Rejeter l'appel | Touchez et maintenez pendant 1 seconde (L/R) |
| Mode Jeu/ Mode Musique | Appuyez 3 fois (R) |
| Activer/Désactiver Assistant Vocal | Appuyez 3 fois (L) |



## FR CONSEILS DE SÉCURITÉ

1. N'exposez pas les écouteurs à des liquides, à l'humidité ou à la moiteur car ils contiennent des composants électroniques et une batterie.

2. Ne démontez pas vos écouteurs. Il n'y a pas de pièces réparables par l'utilisateur à l'intérieur.

3. Ne laissez pas tomber les écouteurs et gardez-les loin d'objets pointus tels que des clés dans vos poches

4. Nettoyez régulièrement les embouts des écouteurs, la surface de contact métallique des écouteurs et le boîtier avec un chiffon alcoolisé pour éviter l'accumulation de poussière et maintenir une bonne qualité sonore.

5. Chargez vos écouteurs avec un chargeur inférieur à 5V/1A.

6. N'exposez pas les écouteurs à des températures extrêmement élevées ou basses car cela pourrait endommager la batterie ou même déformer les parties en plastique.

7. Écouter de la musique à un volume élevé est nocif pour vos oreilles.

8. Ne jetez pas les écouteurs au feu pour les éliminer, sinon la batterie interne pourrait exploser."



## PT-BR CONTROLES

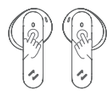


| | |
|---|---|
| Tocar/Pausar | Appuyez deux fois (L/R) |
| Música anterior | Touchez et maintenez pendant 1 seconde (L) |
| Próxima música | Toque e segure por 1 segundo (R) |
| Atender/ Encerrar Chamada | Toque duas vezes (L/R) |
| Rejeitar Chamada | Toque e segure por 1 segundo (L/R) |
| Modo Jogo/Música | Toque 3 vezes(R) |
| Ativar/Desativar Assistente de Voz | Toque 3 vezes(L) |



## PT-BR DICAS DE SEGURANÇA

1. Não exponha os fones de ouvido a líquidos, umidade ou humidade, pois eles possuem eletrônicos e bateria interna.

2. Não desmonte seus fones de ouvido. Não há partes internas que possam ser reparadas pelo usuário.

3. Não deixe cair os fones de ouvido e mantenha-os longe de objetos pontiagudos, como chaves nos seus bolsos.

4 Limpe regularmente as pontas dos fones de ouvido, a superfície metálica de contato dos fones e o estojo com um pano embebido em álcool para garantir que não haja acúmulo de poeira e manter uma boa qualidade da experiência sonora.

5 .Carregue seus fones abaixo do carregador 5V/1A.

6. Não exponha os fones a temperaturas extremamente altas ou baixas, pois isso pode danificar a bateria ou até deformar as partes plásticas.

7. Ouvir música em volume alto é prejudicial aos seus ouvidos

8. Não jogue os fones no fogo para descartá-los; caso contrário, a bateria interna pode explodir.



## RU КОНТРОЛЬ

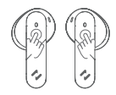


| | |
|---|---|
| Воспроизведение/ Пауза | Дважды коснитесь (L/R) |
| Предыдущая песня | Нажмите и удерживайте 1 секунду (L) |
| Следующая песня | Нажмите и удерживайте 1 секунду (R) |
| Ответить/ Завершить звонок | Дважды коснитесь (L/R) |
| Отклонить звонок | Нажмите и удерживайте 1 секунду (L/R) |
| Переключить режим игры/ режим музыки | Коснитесь 3 раза (R) |
| Включить/ Выключить Голосовой Ассистент | Коснитесь 3 раза (L) |



## RU СОВЕТЫ ПО БЕЗОПАСНОСТИ

1. Не подвергайте наушники воздействию жидкостей, влаги или сырости, так как внутри них находятся электроника и батарея.

2. Не разбирайте наушники. Внутри нет частей, которые можно обслуживать пользователю.

3. Не роняйте наушники и держите их подальше от острых предметов, таких как ключи в карманах.

4. Регулярно очищайте наконечники наушников, металлические контактные поверхности наушников и кейса с пиртовой салфеткой, чтобы избежать накопления пыли и поддерживать хорошее качество звука.

5. Заряжайте наушники зарядным устройством с напряжением ниже 5В/1А.

6. Не подвергайте наушники воздействию экстремально высоких или низких температур, так как это может поредить батарею или даже деформировать пластиковые части.

7. Прослушивание музыки на высокой громкости вредно для ваших ушей.
8. Не выбрасывайте наушники в огонь, так как батарея внутри может взорваться.



## TR KONTROL

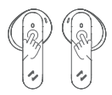


| | |
|---|---|
| Oynat/Duraklat | Çift dokunma (L/R) |
| Önceki şarkı | 1 saniye dokun ve basılı tut (L) |
| Sonraki şarkı | 1 saniye dokun ve basılı tut (R) |
| Cevapla/ Aramayı bitir | Çift dokunma (L/R) |
| Aramayı reddet | 1 saniye dokun ve basılı tut (L/R) |
| Oyun modu/Müzik modu arasında geçiş yap | 3 kez dokunma(R) |
| Ses Asistanını Aç/Kapat | 3 kez dokunma(L) |



## TR GÜVENLİK İPUÇLARI

1. Kulaklıkları sıvılara, nem veya rutubete maruz bırakmayın çünkü içinde elektronik bileşenler ve pil bulunmaktadır.

2. Kulaklıkları sökmeyin. İçinde kullanıcı tarafından servis edilebilecek herhangi bir parça bulunmamaktadır.

3. Kulaklıkları düşürmeyin ve cebinizdeki anahtarlar gibi keskin nesnelerden uzak tutun.

4. Kulaklık uçlarını, kulaklıkların metal temas yüzeyini ve kutuyu düzenli olarak alkolle temizleyin, böylece toz birikmesini engellersiniz ve iyi bir ses deneyimi sağlarsınız.

5. Kulaklıklarınızı 5V/1A şarj cihazı ile şarj edin.

6. Kulaklıkları aşırı yüksek veya düşük sıcaklıklara maruz bırakmayın çünkü bu pilin zarar görmesine veya plastik parçaların şekil değiştirmesine neden olabilir.

7. Müzik yüksek sesle dinlemek kulağınıza zararlıdır.

8. Kulaklıkları ateşe atmayın, aksi takdirde içindeki pil patlayabilir.



## ZH-CN 触控操作

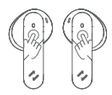


| | |
|---|---|
| 播放/暂停 | 双击 (左/右) |
| 上一首歌 | 长按1秒 (右) |
| 下一首歌 | 长按1秒 (左) |
| 接听/挂断电话 | 双击 (左/右) |
| 拒绝电话 | 长按1秒 (左/右) |
| 切换游戏模式/ 音乐模式 | 三击 (右) |
| 开启/关闭语音助手 | 三击 (左) |



## ZH-CN 安全提示

1. 请不要将耳机暴露在液体、潮湿或湿气中，因为耳机内部有电子元件和电池。

2. 请不要拆解耳机，内部没有可供用户维修的部件。

3. 请不要将耳机从高处坠落，并且要远离如钥匙等尖锐物品，避免放在口袋中。

4. 请定期用酒精清洁耳机的耳塞、耳机的金属接触面和耳机盒，以确保没有灰尘积聚，以保持良好的音质体验。

5. 请使用低于5V/1A的充电器为耳机充电。

6. 请不要将耳机暴露在极高或极低的温度下，因为这可能会损坏电池甚至使得塑料部件变形。

7. 高音量听音乐对耳朵有害。

8. 请不要将耳机丢入火中处理，否则内部的电池可能会爆炸。



**FCC ID: 2AI6I-TW888LITE**

**FCC WARNING**

**FCC STATEMENT**

1 .This device complies with Part 15 of the FCC Rules. Operation is subject to the following two conditions:
(1)This device may not cause harmful interference and
(2)This device must accept any interference received, including interference that may cause undesired operation.
2. Changes or modifications not expressly approved by the party responsible for compliance could void the user's authority to operate the equipment.

Note: This equipment has been tested and found to comply with the limits for a Class B digital device, pursuant to Part 15 of the FCC Rules. These limits are designed to provide reasonable protection against harmful interference in a residential installation. This equipment generates uses and can radiate radio frequency energy and, if not installed and used in accordance with the instructions, may cause harmful interference to radio communications. However, there is no guarantee that interference will not occur in a particular installation. If this equipment does cause harmful interference to radio or television reception, which can be determined by turning the equipment off and on, the user is encouraged to try to correct the interference by one or more of the following measures:
Reorient or relocate the receiving antenna.
Increase the separation between the equipment



and receiver.
Connect the equipment into an outlet on a circuit different from that to which the receiver is connected.
Consult the dealer or an experienced radio/TV technician for help.

**RF warning statement:**
The device has been evaluated to meet general RF exposure requirement. The device can be used in portable exposure condition without restriction.

**BATTERIES:**
A warning that batteries (battery pack or batteries installed) shall not be exposed to excessive heat such as sunshine, fire or the light.
1) Replacement of a battery with an incorrect type that can defeat a safeguard.
2) Disposal of a battery into fire or a hot oven, or mechanically crushing or cutting of a battery, that can result in an explosion.
3) Leaving a battery in an extremely high temperature surrounding environment that can result in an explosion or the leakage off lammable liquid or gas.
4) A battery subjected to extremely low air pressure that may result in an explosion or the leakage of flammable liquid or gas.

Model No: TW888LITE

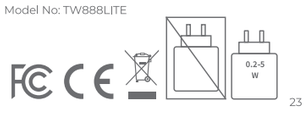




材质：80G书纸 双面印刷，风琴折
印刷色号(Printing color number)：C:0 M:0 Y:0 K:70
尺寸(Size)：55 X 77 mm