

ANCOBER

Wireless Bluetooth Speaker



Model Name: ACB-001

1. Packing content

- ACB-001 Bluetooth Speaker X 1
- USB Type C Charge Cable x 1
- AUX-in Cable x 1
- User Manual x 1

2. Specifications

Model name: ACB-001

Bluetooth version: 5.3

Waterproof: IPX4 certified waterproof

Range: 10m/33ft

Input: DC 5V

Output: 15W

Battery: 3.7V/2000mAh Li-ion

Net Weight: 0.75 lb (342.40g)

Unit dimension: 7.28 x 2.76 x 3.14 inch

Play time: 8-12hours (The 100% volume - 50% volume)

Charging time: Less than 4 hours

Warranty: One-year

Bluetooth name: ACB-001

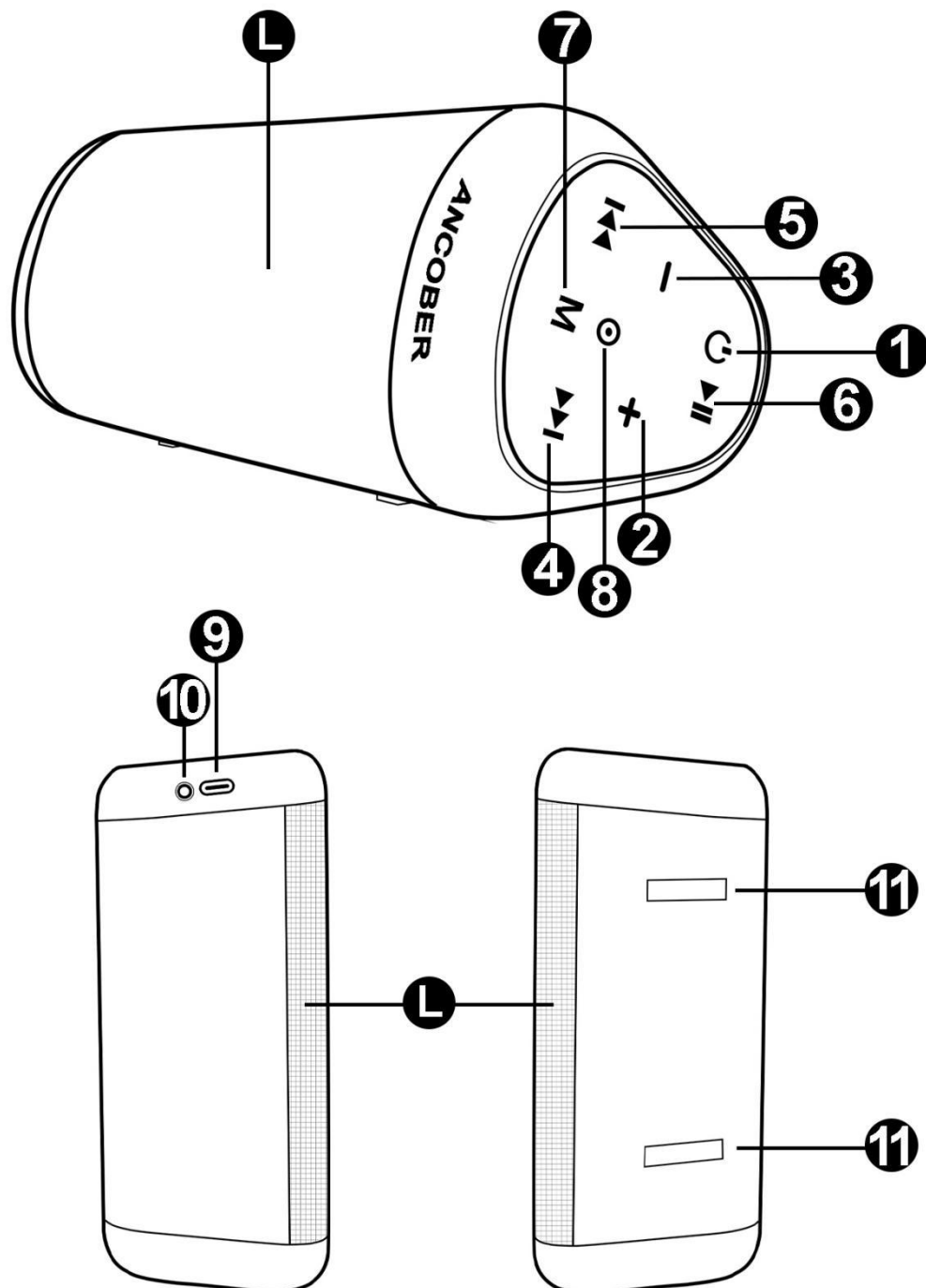
3. Getting Started

- Unbox the unit first.
- Remove any packing from the product.
- Please retain all packaging until you have checked and counted all the parts and the contents against the parts list.












4. Features

- ✧ Wireless Bluetooth connectivity to iPad, iPod, Touch Android, Windows Phone, Blackberry, smartphones tablets, computers and more.
- ✧ Multi-Color Lights and also can beat to the beat of music.
- ✧ You can play music through Bluetooth and Auxiliary.
- ✧ Play 3D stereo surround songs via 2 speakers pairing.
- ✧ Microphone to receive calling.
- ✧ Rechargeable built-in battery.

5. Product overview



6. Buttons and controls

No.	Buttons	You want to	How to
1		Turn on/off	Press and hold on
2		Increase the volume	Press
3		Decrease the volume	Press
4		Skip to the next track	Press
5		Skip to the previous track	Press
6		Play / Pause	Press
		Answer / hang up the phone	Press
7		Change LED light mode	Press
		Turn on / off LED light	press multi times until light off
		Pairing dual speakers	Press and hold any M button
8		LED indicator	
9		Charge the speaker	Insert the charging cable
10		Audio auxiliary line input port	
11		Anti-slip rubber block	
L		LED Light	

7. LED Indicators

- ◆ Bluetooth is not connected: Blue light fast flashing
- ◆ Bluetooth is connected and not play music: Blue light hold on
- ◆ Bluetooth is connected and play music: Blue light slow flashing
- ◆ Charging: Red light steady on
- ◆ Charged full: Red light off

8. Pairing your device via Bluetooth

1. Enable Bluetooth on your device and search for the speaker.
2. Select ACB-001 on the Bluetooth list.
3. Once paired, you can see the connected status on your device.

9. How to pairing dual(TWS) ACB-001 speakers?

1. Turn on the 2 speakers
2. Press and hold on the "M" button of either speaker, you will hear a cue sound, which means the Bluetooth of the two speakers are connected each other. (If it is not successful, you

need to repeat steps 1-2)

3. Open your device's Bluetooth and searched one model which named: ACB-001, connect it is ok.

◆ **How do I de-interconnect Bluetooth between two speakers?**

Press and hold on the "M" button of either speaker, you will hear a cue sound, which means the Bluetooth of the two speakers are de-interconnect each other.

Dear Valued Customer:

Thank you for choosing our product. Your satisfaction is the motivation for us to develop our little start-up in this highly competitive market. Whatever you need, we're here to help. Any concerns or problems, please feel free to contact us. we'll try our best to respond within 24 hours.