


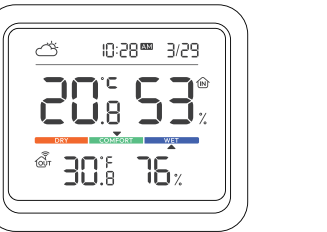
# SwitchBot Meter Pro

## User Manual



Please read this user manual carefully before using your device.

### Package Contents

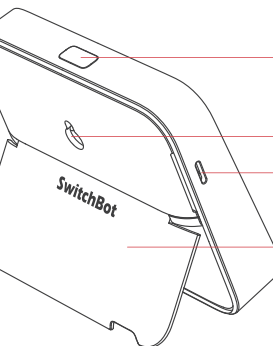


Main Unit × 1



Battery × 2

### List of Components



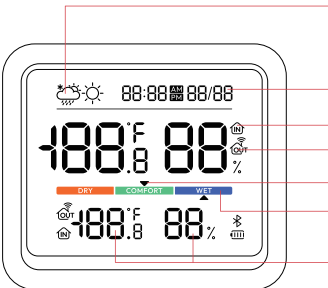
Button  
(Switch Temperature Unit)

Mounting Hole

Sensor

Foldable Stand

### Liquid-crystal Display (LCD)



Weather Forecast  
(SwitchBot Hub device required)

Date and Time

Indoor Icon

Outdoor Icon

Comfort Level Pointer

Comfort Level

Temperature and Humidity

### Preparation

You will need:

- A smartphone or tablet using Bluetooth 4.2 or later.
- The latest version of our app, downloadable via the Apple App Store or Google Play Store.
- A SwitchBot account, you can register via our app or sign in to your account directly if you already have one.

**Please note:** if you intend to use the Cloud Service feature, you will need a SwitchBot Hub (sold separately).



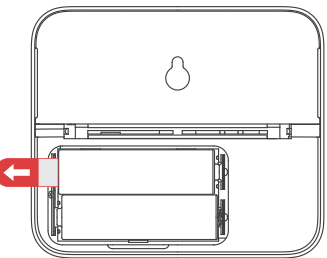
iOS and Android system requirements:  
<https://support.switch-bot.com/hc/en-us/articles/12567397397271>



### Installation

#### Step 1: Power on

Remove the battery insulation tab to power on your product.

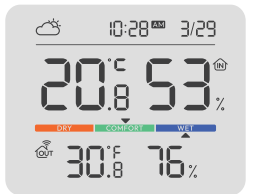


**Step 2: Add to the SwitchBot app**  
Open our app, tap the "+" icon in the right-hand corner of the home page, and select Add Device. Find the device icon and select. Then follow the instructions to add Meter Pro.

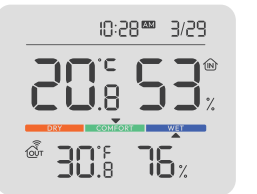
### Precautions

- The Bluetooth signal transmission of this product may be affected by obstacles. In an open space without any obstacles, the maximum connectivity distance is 120 m (131 yd.).
- When using a Meter Pro with an Indoor/Outdoor Meter together, it's recommended to add a SwitchBot Hub Mini or Hub 2 to sync the data from your Indoor/Outdoor Meter to eliminate connectivity range issues that may occur.
- Prolonged exposure to conditions outside recommended ranges (5 °C to 60 °C, 20% to 80% relative humidity) may accelerate product aging.

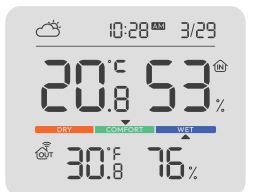
## Screen Display




Meter Pro + I/O Meter + Hub device



Meter Pro + I/O Meter



Meter Pro + Hub device



Meter Pro

- Please note:**
- This product is compatible with all SwitchBot Meter and Hub products. The displayed data may vary depending on the devices you configured.
  - For outdoor use, we recommend you pair your device with a SwitchBot Indoor/Outdoor Meter.

## Weather Forecast Icons

Clear	Cloudy	Drizzle	Rainy
Overcast	Light snow	Snow	

## Replacing Batteries

Open the battery cover, remove old batteries, and insert 2 new AA batteries, ensuring correct polarity. Then, close the battery cover.

## Resetting Factory Settings

Press and hold the top button for 15 seconds.

## Firmware Upgrades

In order to improve user experience, we will regularly release firmware updates to introduce new functions and solve any software defects that may occur during usage. When a new firmware version is available, we will send an upgrade notification to your account via our app. When upgrading, please make sure your product has sufficient battery or stay powered on and make sure your smartphone is within range to prevent interference.

## Functions

Please scan the QR code to get detailed function description.



## Frequently Asked Questions

**Q: What do I do when my product doesn't work properly?**

**A:**

1. Ensure the battery isolation tab has been removed.
2. Check if the batteries are installed with the correct polarity.
3. Verify that the batteries have sufficient power.

**Q: My temperature and humidity readings are inaccurate, what can I do to fix this?**

**A:** Recalibrate your Meter Pro via our app. If the issue persists, please contact Customer Support.

**Q: I can't connect my Meter Pro to my Indoor/Outdoor Meter, what should I do?**

**A:**

1. Check whether the distance between them exceeds the maximum Bluetooth connection range 120 m (131 yd.).
2. Use a SwitchBot Hub device as a bridge between them.

Please visit our website or scan the QR code below for more information.



## Specifications

**Material:** ABS

**Size:** 92 mm × 79 mm × 25 mm (3.6 in. × 3.1 in. × 0.98 in.)

**Weight:** 154 g (5.4 oz.) (with batteries)

**Power:** 2 × AA battery

**Battery Life:** 1 year

**Temperature Measurement Range:** -20 °C to 80 °C (-4 °F to 176 °F)

**Humidity Measurement Range:** 0 to 99% RH

**Temperature Precision:**

-20 °C to 0 °C (-4 °F to 32 °F) [±0.4 °C/0.7 °F]

0 °C to 65 °C (32 °F to 149 °F) [±0.2 °C/0.4 °F]

65 °C to 80 °C (149 °F to 176 °F) [±0.3 °C/0.5 °F]

**Humidity Precision:**

0 to 10% RH (±3% RH)

10 to 90% RH (±2% RH)

90 to 99% RH (±3% RH)

**Connectivity:** BLE 4.2 or above

## Warranty

We warrant to the original owner of the product that the product will be free from defects in materials and workmanship. Please note that this limited warranty does not cover:

1. Products submitted beyond the original limited warranty period.
2. Products on which repairs or modifying have been attempted.
3. Products subjected to falls, extreme temperatures, water, or other operating conditions outside the product specifications.
4. Damage due to natural disaster (including but not limited to lightning, flood, tornado, earthquake, or hurricane, etc.).
5. Damage due to misuse, abuse, negligence or casualty (e.g. fire).
6. Other damage that is not attributable to defects in the manufacture of product materials.
7. Products purchased from unauthorized resellers.
8. Consumable parts (including but not limited to batteries).
9. Natural wear of the product.

## Contact & Support

Feedback: If you have any concerns or problems when using our products, please send feedback via our app through the Profile > Help & Feedback page.

Setup and Troubleshooting: [support.switch-bot.com](https://support.switch-bot.com)

Support Email: [support@switch-bot.com](mailto:support@switch-bot.com)