
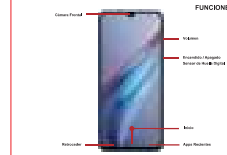



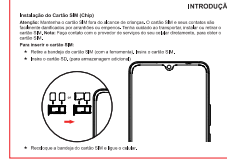

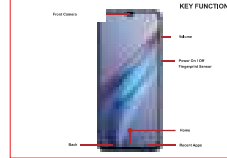




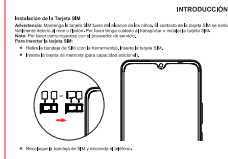



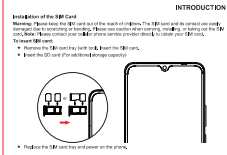





Power On/Off	Used to power on/off the device and lock the screen. • Long press the power button to power on. • Press the power button to lock the screen. The screen will turn off after 30 seconds. To turn on the screen, press the power button again.
Home	Press the home button to return to the home screen.
Recent Apps	Press the recent apps button to view the list of recently used apps. You can switch between apps, close apps, or return to the home screen.
Side Panel	Swipe from the left edge of the screen to open the side panel. You can view the battery level, signal strength, and other status information.
Navigation	Swipe from the bottom edge of the screen to open the navigation bar. You can view the home button, recent apps button, and other navigation icons.
Back	Press the back button to return to the previous screen.
App Drawer	Press the app drawer button to view the list of installed apps.



封底

FCC Statement

This device complies with Part 15 of the FCC rules. Operation is subject to the following two conditions: 1) this device may not cause harmful interference, and 2) this device must accept any interference received, including interference that may cause undesired operation.

Note: This equipment has been tested and found to comply with the limits for a Class B digital device, pursuant to part 15 of the FCC Rules. These limits are designed to provide reasonable protection against harmful interference in a residential installation. This equipment generates uses and can radiate radio frequency energy and, if not installed and used in accordance with the instructions, may cause harmful interference to radio communications. However, there is no guarantee that interference will not occur in particular installation. If this equipment does cause harmful interference to radio or television reception, which can be determined by turning the equipment off and on, the user is encouraged to try to correct the interference by one or more of the following measures:

- Reorient or relocate the receiving antenna.
- Increase the separation between the equipment and receiver.
- Connect the equipment into an outlet on a circuit different from that to which the receiver is connected.
- Consult the dealer or an experienced radio/TV technician for help.

Changes or modifications not expressly approved by the party responsible for compliance could void the user's authority to operate the equipment.

RF Exposure Statement

SAR tests are conducted using standard operating positions according standards with the device transmitting at its highest certified power level in all tested frequency bands, although the SAR is determined at the highest certified power level, the actual SAR level of the device while operating can be well below the maximum value.

This model product has been tested and meets the RF exposure guidelines with the test distance 0mm for head and 5mm for body worn. The highest SAR_{1g} value is 0.640W/Kg for head and 0.669 W/Kg for body worn. The use of belt clips, holsters and similar accessories should not contain metallic components in its assembly. The use of accessories that do not satisfy these requirements may not comply with RF exposure requirements, and should be avoided