

Kitchen Sink

LSLFKAF-3018-HS




FEATURES

- Single Bowl Kitchen Sink
- Flat Farmhouse Design
- Easy Apron Install
- 8 ¹¹/₁₆" Deep Bowl
- Central Drain Position
- 3 ⁹/₁₆" Drain Opening
- Bottom Grid & Strainer Included
- Compatible with 3.5" Garbage Disposal

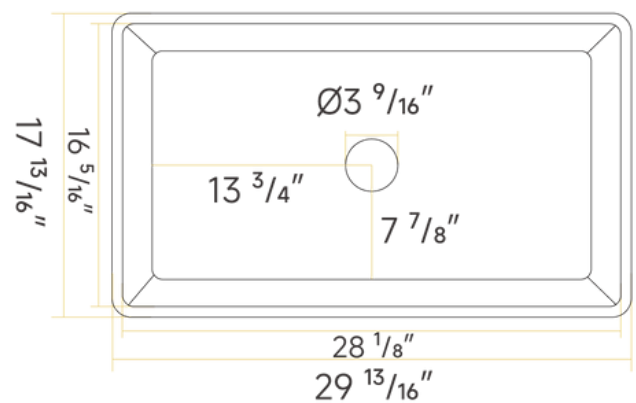
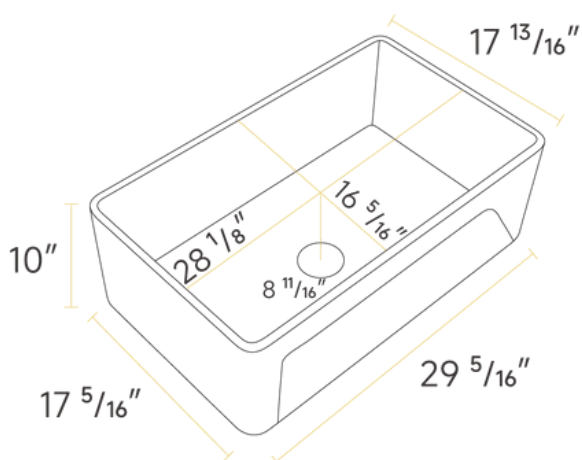
SPECIFICATIONS

Color	White	Drain Location	Center
Material	Fireclay	Dimensions	29 ¹³ / ₁₆ "L * 17 ¹³ / ₁₆ "W * 9 ¹⁵ / ₁₆ "H
Number of Bowl	1	Installation Type	Apron Front Installation
Net Weight	81.48LB	Minimum Cabinet Size	33"
Sink Depth	8 ¹¹ / ₁₆ "	Warranty	2 Years Limited Warranty
Drain Size	3 ⁹ / ₁₆ "		

PRODUCT VIEWS



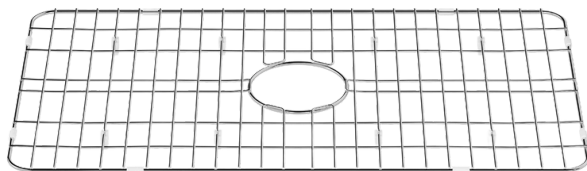
DIMENSIONS



PACKAGE INCLUDES



Kitchen Sink



Stainless Steel Bottom Grid



Stainless Steel Drain Strainer